


City of Windsor  
**2025  
BUDGET**



Recommended Capital Budget

## Table of Contents

1. Executive Summary	
2. 10-Year Capital Project Listing by Major Category	
3. 2025 Capital Project Summaries	
- Administration & Representation.....	1
- Agencies, Boards & Committees.....	6
- Community Services.....	21
- Corporate Services.....	132
- Economic Development.....	175
- Finance & City Treasurer.....	206
- Human & Health Services.....	218
- Infrastructure Services.....	247

# 2025 Mayor's Recommended Capital Budget



## Executive Summary

## Summary of Recommended Capital Budget Funding Source Allocations - for Budget Year 2025 (10 Year Capital Plan)

Year		Service Sustainability Investments					Economic Development, Growth, Service Enhancements and Agencies, Boards & Committees						Total
		Service Sust. Invest.	Dedicated Reserves	Sewer Surcharge	Grants & Other	Canada Comm.-Building Fund	Pay-As-You-Go	Dev. Charge Reserves	Dedicated Reserves	Sewer Surcharge	Grants & Other	Canada Comm.-Building Fund	
<b>Total</b>	<b>Funding Available</b>	622,456,077	164,704,604	403,256,016	12,509,185	121,085,748	350,560,748	308,003,711	86,107,461	55,808,432	83,452,711	36,701,904	2,244,646,597
2025	Funding Available	65,096,211	15,141,545	44,152,480	7,020,834	4,763,101	36,428,873	82,404,005	10,656,084	8,953,770	25,305,809	12,825,771	312,748,483
	Less: Pre-Commitments & Placeholders	25,979,131	750,460	30,350,904	-	-	17,806,931	9,166,674	1,826,055	2,622,208	-	6,359,200	94,861,563
	Less: Funding allocated to (Recommended) Expenditures	39,117,080	14,391,085	13,801,576	7,020,834	4,763,101	18,621,942	73,237,331	8,830,029	6,331,562	25,305,809	6,466,571	217,886,920
	Funding Surplus/(Deficit)	-	-	-	-	-	-	-	-	-	-	-	-
2026	Funding Available	61,129,855	20,446,444	41,399,986	3,742,382	9,322,051	35,707,401	51,600,455	5,771,084	3,718,204	28,630,571	5,720,737	267,189,170
	Less: Pre-Commitments & Placeholders	14,063,492	2,000,000	21,841,000	-	-	19,353,384	5,998,000	-	884,954	-	4,454,250	68,595,080
	Less: Funding allocated to (Recommended) Expenditures	47,066,363	18,446,444	19,558,986	3,742,382	9,322,051	16,354,017	45,602,455	5,771,084	2,833,250	28,630,571	1,266,487	198,594,090
	Funding Surplus/(Deficit)	-	-	-	-	-	-	-	-	-	-	-	-
2027	Funding Available	59,395,380	21,141,945	39,663,958	400,923	12,546,161	37,796,926	29,719,140	9,121,084	5,323,793	13,174,488	3,098,338	231,382,136
	Less: Pre-Commitments & Placeholders	13,193,059	-	19,301,701	-	-	26,778,876	3,814,000	-	3,026,043	-	1,230,140	67,343,819
	Less: Funding allocated to (Recommended) Expenditures	46,202,321	21,141,945	20,362,257	400,923	12,546,161	11,018,050	25,905,140	9,121,084	2,297,750	13,174,488	1,868,198	164,038,317
	Funding Surplus/(Deficit)	-	-	-	-	-	-	-	-	-	-	-	-
2028	Funding Available	60,134,030	17,610,806	41,755,000	555,046	11,263,312	37,058,276	34,297,959	9,271,084	3,232,751	5,130,086	4,381,187	224,689,537
	Less: Pre-Commitments & Placeholders	11,215,801	-	22,437,751	-	-	11,964,324	-	-	500,000	-	1,000,000	47,117,876
	Less: Funding allocated to (Recommended) Expenditures	48,918,229	17,610,806	19,317,249	555,046	11,263,312	25,093,952	34,297,959	9,271,084	2,732,751	5,130,086	3,381,187	177,571,661
	Funding Surplus/(Deficit)	-	-	-	-	-	-	-	-	-	-	-	-
2029	Funding Available	56,170,205	19,439,520	39,372,551	40,000	13,413,097	40,776,050	47,091,578	9,113,856	5,365,200	1,695,144	2,231,402	234,708,603
	Less: Pre-Commitments & Placeholders	-	-	17,587,751	-	-	1,136,986	6,494,375	-	-	-	-	25,219,112
	Less: Funding allocated to (Recommended) Expenditures	56,170,205	19,439,520	21,784,800	40,000	13,413,097	39,639,064	40,597,203	9,113,856	5,365,200	1,695,144	2,231,402	209,489,491
	Funding Surplus/(Deficit)	-	-	-	-	-	-	-	-	-	-	-	-



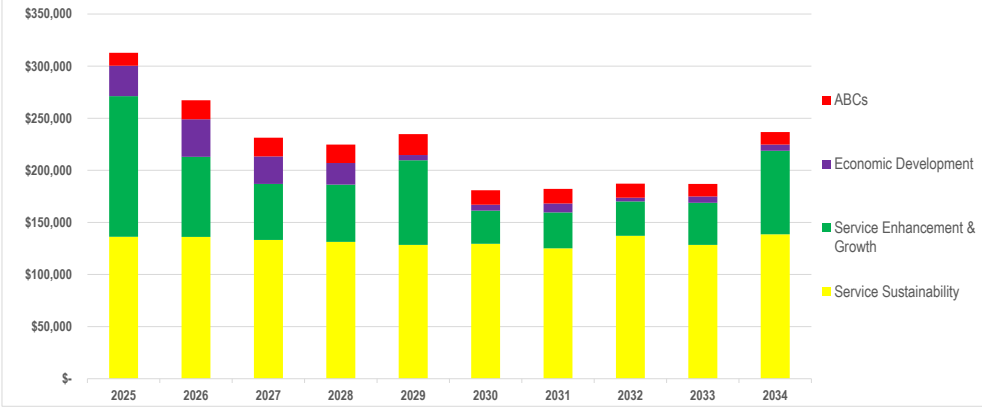
## Summary of Recommended Capital Budget Funding Source Allocations - for Budget Year 2025 (10 Year Capital Plan)

Year		Service Sustainability Investments					Economic Development, Growth, Service Enhancements and Agencies, Boards & Committees						Total
		Service Sust. Invest.	Dedicated Reserves	Sewer Surcharge	Grants & Other	Canada Comm.-Building Fund	Pay-As-You-Go	Dev. Charge Reserves	Dedicated Reserves	Sewer Surcharge	Grants & Other	Canada Comm.-Building Fund	
2030	Funding Available	62,264,705	10,725,346	41,981,787	40,000	14,519,499	33,836,516	3,105,150	8,608,856	3,005,964	1,695,144	1,125,000	180,907,967
	Less: Pre-Commitments & Placeholders	-	-	20,987,751	-	-	-	-	-	-	-	-	20,987,751
	Less: Funding allocated to (Recommended) Expenditures	62,264,705	10,725,346	20,994,036	40,000	14,519,499	33,836,516	3,105,150	8,608,856	3,005,964	1,695,144	1,125,000	159,920,216
	Funding Surplus/(Deficit)	-	-	-	-	-	-	-	-	-	-	-	-
2031	Funding Available	62,364,705	11,919,286	39,077,001	40,000	11,765,198	34,877,601	2,718,542	7,953,856	5,910,750	1,670,144	3,879,301	182,176,384
	Less: Pre-Commitments & Placeholders	-	-	16,000,000	-	-	-	-	-	-	-	-	16,000,000
	Less: Funding allocated to (Recommended) Expenditures	62,364,705	11,919,286	23,077,001	40,000	11,765,198	34,877,601	2,718,542	7,953,856	5,910,750	1,670,144	3,879,301	166,176,384
	Funding Surplus/(Deficit)	-	-	-	-	-	-	-	-	-	-	-	-
2032	Funding Available	64,727,531	14,183,345	41,935,751	640,000	15,644,499	31,844,775	4,036,969	9,768,856	2,940,000	1,462,144	-	187,183,870
	Less: Pre-Commitments & Placeholders	-	-	17,585,046	-	-	-	-	-	-	-	-	17,585,046
	Less: Funding allocated to (Recommended) Expenditures	64,727,531	14,183,345	24,350,705	640,000	15,644,499	31,844,775	4,036,969	9,768,856	2,940,000	1,462,144	-	169,598,824
	Funding Surplus/(Deficit)	-	-	-	-	-	-	-	-	-	-	-	-
2033	Funding Available	66,292,374	15,152,525	34,729,751	15,000	12,204,331	30,433,758	2,880,568	9,348,856	10,408,000	2,080,344	3,440,168	186,985,675
	Less: Pre-Commitments & Placeholders	-	-	4,000,000	-	-	-	-	-	-	-	-	4,000,000
	Less: Funding allocated to (Recommended) Expenditures	66,292,374	15,152,525	30,729,751	15,000	12,204,331	30,433,758	2,880,568	9,348,856	10,408,000	2,080,344	3,440,168	182,985,675
	Funding Surplus/(Deficit)	-	-	-	-	-	-	-	-	-	-	-	-
2034	Funding Available	64,881,081	18,943,842	39,187,751	15,000	15,644,499	31,800,572	50,149,345	6,493,845	6,950,000	2,608,837	-	236,674,772
	Less: Pre-Commitments & Placeholders	-	-	4,000,000	-	-	-	-	-	-	-	-	4,000,000
	Less: Funding allocated to (Recommended) Expenditures	64,881,081	18,943,842	35,187,751	15,000	15,644,499	31,800,572	50,149,345	6,493,845	6,950,000	2,608,837	-	232,674,772
	Funding Surplus/(Deficit)	-	-	-	-	-	-	-	-	-	-	-	-

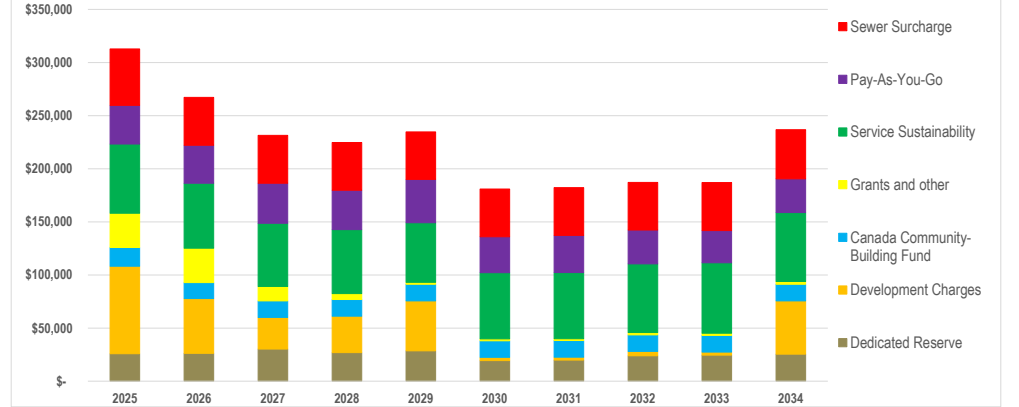
## Summary of Recommended Capital Budget Funding by Major Category - for Budget Year 2025 (10 Year Capital Plan)

Allocation of Available Funding - by Major Category:	Allocation by Year, in \$000's																					
	2025	% of Budget	2026	% of Budget	2027	% of Budget	2028	% of Budget	2029	% of Budget	2030	% of Budget	2031	% of Budget	2032	% of Budget	2033	% of Budget	2034	% of Budget	TOTAL 2025 - 2034	% of Budget
<b>Roads Infrastructure</b>	\$ 143,960	46%	\$ 102,134	38%	\$ 81,516	35%	\$ 83,359	37%	\$ 87,547	37%	\$ 53,718	30%	\$ 59,574	33%	\$ 65,503	35%	\$ 65,546	35%	\$ 113,955	48%	\$ 856,812	38%
<b>Sewers Infrastructure</b>	\$ 62,716	20%	\$ 49,081	18%	\$ 50,221	22%	\$ 48,523	22%	\$ 47,402	20%	\$ 48,922	27%	\$ 42,113	23%	\$ 42,888	23%	\$ 45,705	24%	\$ 47,669	20%	\$ 485,240	22%
<b>Transportation</b>	\$ 13,147	4%	\$ 14,798	6%	\$ 20,672	9%	\$ 23,442	10%	\$ 22,836	10%	\$ 16,830	9%	\$ 16,287	9%	\$ 14,719	8%	\$ 20,233	11%	\$ 19,077	8%	\$ 182,042	8%
<b>Parks &amp; Recreation</b>	\$ 25,974	8%	\$ 20,606	8%	\$ 17,627	8%	\$ 12,975	6%	\$ 27,476	12%	\$ 16,553	9%	\$ 15,885	9%	\$ 15,868	8%	\$ 16,727	9%	\$ 16,488	7%	\$ 186,178	8%
<b>Corporate Property Infrastructure</b>	\$ 21,687	7%	\$ 22,690	8%	\$ 12,439	5%	\$ 13,574	6%	\$ 19,837	8%	\$ 19,514	11%	\$ 20,809	11%	\$ 25,328	14%	\$ 13,806	7%	\$ 14,975	6%	\$ 184,658	8%
<b>Corporate Technology</b>	\$ 3,752	1%	\$ 3,615	1%	\$ 4,441	2%	\$ 4,425	2%	\$ 4,570	2%	\$ 5,837	3%	\$ 4,897	3%	\$ 4,305	2%	\$ 5,328	3%	\$ 5,070	2%	\$ 46,239	2%
<b>Community &amp; Economic Development</b>	\$ 29,209	9%	\$ 36,090	14%	\$ 26,486	11%	\$ 20,722	9%	\$ 4,917	2%	\$ 5,535	3%	\$ 8,539	5%	\$ 3,650	2%	\$ 6,105	3%	\$ 5,925	3%	\$ 147,177	7%
<b>Capital Reserve Replenishment</b>	\$ -	0%	\$ -	0%	\$ -	0%	\$ 40	0%	\$ 40	0%	\$ 40	0%	\$ 40	0%	\$ 1,540	1%	\$ 1,540	1%	\$ 1,540	1%	\$ 4,780	0%
<b>Agencies, Boards and Committees (ABC's)</b>	\$ 12,303	4%	\$ 18,175	7%	\$ 17,980	8%	\$ 17,631	8%	\$ 20,083	9%	\$ 13,959	8%	\$ 14,034	8%	\$ 13,384	7%	\$ 11,996	6%	\$ 11,976	5%	\$ 151,521	7%
<b>Total Allocation of Available Funding</b>	\$ 312,748	100%	\$ 267,189	100%	\$ 231,382	100%	\$ 224,690	100%	\$ 234,709	100%	\$ 180,908	100%	\$ 182,176	100%	\$ 187,184	100%	\$ 186,986	100%	\$ 236,675	100%	\$ 2,244,647	100%

2025 10-Year Capital Budget by Investment Type (in \$000s)



2025 10-Year Capital Budget by Funding Source (in \$000s)

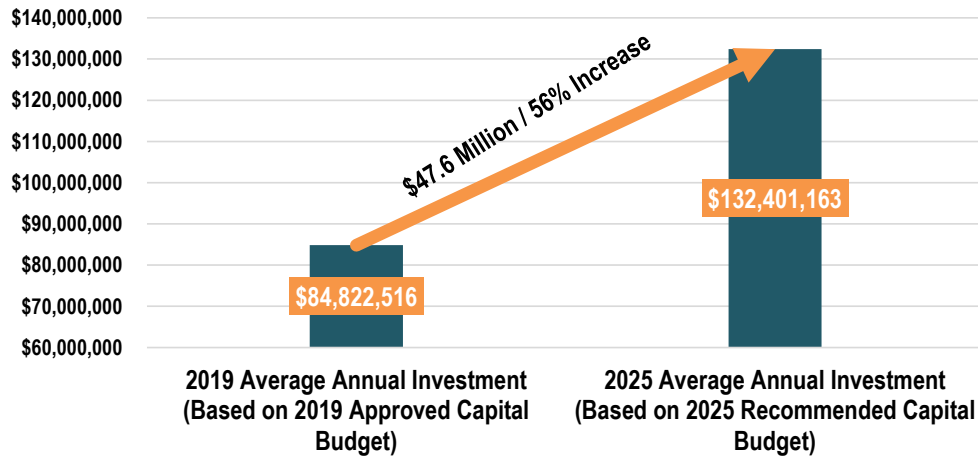


### Service Sustainability Investments

2019 Average Annual Investment (Based on 2019 Approved Capital Budget)	\$84,822,516
2025 Average Annual Investment (Based on 2025 Recommended Capital Budget)	\$132,401,163

### Service Sustainability Investments

2019 Capital Budget vs. 2025 Capital Budget  
(Annual Average Investment)

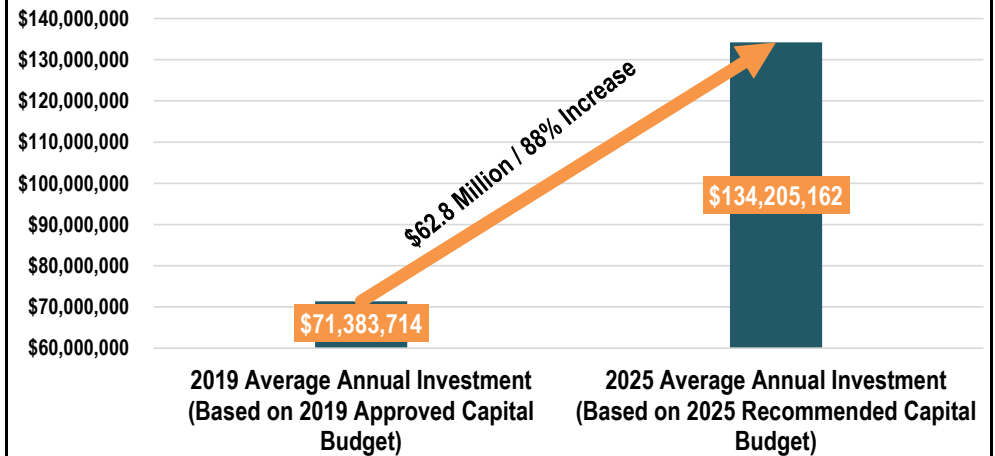


### Roads & Sewer Infrastructure

2019 Average Annual Investment (Based on 2019 Approved Capital Budget)	\$71,383,714
2025 Average Annual Investment (Based on 2025 Recommended Capital Budget)	\$134,205,162

### Roads & Sewers Infrastructure Increase

2019 Capital Budget vs. 2025 Capital Budget  
(Annual Average Investment)



**Capital Budget Recommendations - Investment Classification Types**

1	<p><b>Non Discretionary Investments and or Pre-Commitments</b></p>	<p>These are projects for which the funding source is not City funding, such as grants and or third-party recoveries and therefore is not able to be allocated to other projects. In addition, this includes project funding which has been pre-committed to a specific project and approved for immediate use, thereby restricting the ability to reallocate funding.</p>
2	<p><b>Service Sustainability Investments</b></p>	<p>These are investments which are consistent with the AMP to address service sustainability investments for existing assets, for which there is no enhancement or growth elements to the project.</p>
3	<p><b>Investments with components of both Sustainability and Enhancement</b></p>	<p>These are investments which are consistent with the AMP to address service sustainability investments for existing assets and also provide an element of service enhancement and or growth.</p>
4	<p><b>Enhanced Services and or Non Infrastructure Investments</b></p>	<p>These investments result in the creation of new assets or enhanced services for the community as well as investments in non-infrastructure type projects.</p>
5	<p><b>Agencies, Boards &amp; Committees (ABC's) Investments</b></p>	<p>This includes all classification of capital investments in ABC's.</p>

## Capital Budget Recommendations by Investment Classification Type

		Current Year 2025	Actionable Years 2026-2029	Future Years 2030-2034	Total 2025-2034
<b>2025 Capital Budget</b>	<b>Total Available Funding</b>	<b>\$ 312,748,483</b>	<b>\$ 957,969,446</b>	<b>\$ 973,928,668</b>	<b>\$ 2,244,646,597</b>
Class 1	Non Discretionary Investments and or Pre-Commitments	94,861,563	208,275,887	62,572,797	365,710,247
Class 2	Service Sustainability Investments	70,093,665	358,014,210	491,545,385	919,653,260
Class 3	Investments with components of both Sustainability and Enhancement	50,824,747	177,852,944	252,157,980	480,835,671
Class 4	Enhanced Service Level Investments	86,665,184	139,974,056	102,304,140	328,943,380
Class 5	Agencies, Boards & Committees (ABC's) Investments	10,303,324	73,852,349	65,348,366	149,504,039

## Class 1: Non Discretionary Investments and or Pre-Commitments

Project Number	Project Title	Major Category	Project Detail Page #	Econ. Dev., Growth, and Serv. Enhance. %	Serv. Sust. Investments %	2025	2026	2027	2028	2029	2030	2031	2032	2033	2034	Total
CAO-002-18	New Windsor-Essex Hospital System Plan	Community & Economic Development	2	100%	0%	6,900,000	6,900,000	6,900,000	6,200,000	-	-	-	-	-	-	26,900,000
ECB-039-18	Ward Funds	Community & Economic Development	133	100%	0%	275,000	-	1,100,000	-	-	-	-	-	-	-	1,375,000
ECP-002-08	Provincial Rd./Division Rd. Corridor Infrastructure Improvements	Roads Infrastructure	315	44%	56%	14,639,429	8,200,000	-	-	-	-	-	-	-	-	22,839,429
ECP-002-10	Banwell Rd. Infrastructure Improvements	Roads Infrastructure	317	92%	8%	500,000	2,600,832	-	-	-	-	-	-	-	-	3,100,832
ECP-003-08	Howard Avenue Corridor Infrastructure Improvements- S Cameron Boulevard to Herb Gray Parkway	Roads Infrastructure	320	78%	22%	-	2,798,000	9,368,000	-	-	-	-	-	-	-	12,166,000
ECP-003-09	Cabana Road Infrastructure Improvements	Roads Infrastructure	322	41%	59%	3,849,659	1,789,360	316,300	-	-	-	-	-	-	-	5,955,319
ECP-014-07	University Avenue/Victoria Avenue	Roads Infrastructure	334	60%	40%	-	-	-	5,000,000	-	-	-	-	-	-	5,000,000
ECP-022-07	Prince Rd./Totten St. Storm Sewer Improvements – (SMP)	Sewers Infrastructure	338	7%	93%	1,721,250	-	-	1,000,000	-	-	-	-	-	-	2,721,250
ECP-023-07	Parent Ave./McDougall Ave. Storm Sewer (SMP)	Roads Infrastructure	340	0%	100%	500,000	561,000	-	-	-	-	-	-	-	-	1,061,000
ECP-035-07	City Wide Sewer Rehabilitation Program	Sewers Infrastructure	342	0%	100%	8,555,000	1,230,000	-	-	-	-	-	-	-	-	9,785,000
ENG-002-19	Sewer Master Plan Implementation (SMP)	Sewers Infrastructure	376	0%	100%	6,268,750	5,000,000	5,000,000	7,915,471	-	2,084,529	-	-	-	-	26,268,750
ENG-002-22	Jefferson Drainage Area (SMP)	Sewers Infrastructure	352	100%	0%	751	-	1,630,000	-	-	-	-	-	-	-	1,630,751
ENG-004-21	Airport Employment Lands Servicing	Community & Economic Development	385	100%	0%	4,633,554	-	-	-	-	-	-	-	-	-	4,633,554
ENG-005-17	Central Box EA Road and Infrastructure Improvements (SMP)	Roads Infrastructure	357	75%	25%	300,000	500,000	-	-	-	-	-	-	-	-	800,000
ENG-005-19	Enhanced Flooding Mitigation Program - DMAF 1	Sewers Infrastructure	273	0%	100%	10,550,000	10,550,000	10,550,000	7,634,529	9,000,000	6,915,471	4,000,000	4,000,000	4,000,000	4,000,000	71,200,000
ENG-005-22	Sandwich Retention Treatment Basin (RTB) - DMAF 4	Sewers Infrastructure	275	0%	100%	-	-	3,751,701	5,887,751	8,587,751	11,987,751	12,000,000	13,585,046	-	-	55,800,000
ENG-007-25	Forest Glade North Secondary Plan Area Servicing	Roads Infrastructure	391	100%	0%	1,115,923	120,015	-	-	718,949	-	-	-	-	-	1,954,887
ENG-010-25	Banwell Road Corridor Improvements - South of EC Row to City Limits	Roads Infrastructure	278	100%	0%	-	-	-	-	6,494,375	-	-	-	-	-	6,494,375
FIN-001-23	Corporate Inflation Mitigation	Community & Economic Development	212	100%	0%	999,630	2,662,355	7,517,952	1,980,675	-	-	-	-	-	-	13,160,612
FRS-001-20	Technology Replacements - Emergency Operations Centre (EOC)	Corporate Technology	23	0%	100%	-	60,000	-	-	-	-	-	-	-	-	60,000
FRS-002-21	Training Towers Stair Replacement	Corporate Property Infrastructure	27	0%	100%	-	200,000	-	-	-	-	-	-	-	-	200,000
FRS-003-13	Replacement of Fire Station #1 and Headquarters	Corporate Property Infrastructure	30	0%	100%	-	-	-	1,556,816	-	-	-	-	-	-	1,556,816
FRS-004-19	WFRS - Next Gen 911 Telecommunications Rehabilitation Program	Corporate Technology	45	31%	69%	1,600,000	-	-	-	-	-	-	-	-	-	1,600,000
FRS-004-22	Fire & Rescue Emergency Vehicle Pre-Emption (EVP)	Transportation	47	0%	100%	600,000	-	-	-	-	-	-	-	-	-	600,000
HCS-001-14	Windsor Essex Community Housing Corporation Capital Repair and Renewal	Agencies, Boards and Committees (ABC's)	221	100%	0%	2,000,000	-	-	-	-	-	-	-	-	-	2,000,000
HCS-001-23	H4 Housing Hub	Community & Economic Development	223	100%	0%	-	5,081,916	4,918,084	-	-	-	-	-	-	-	10,000,000
ITC-002-19	Municipal Tax System	Corporate Technology	154	0%	100%	-	530,000	-	-	-	-	-	-	-	-	530,000
LGL-001-22	Confidential Legal Matter (In-Camera)	Corporate Property Infrastructure	173	100%	0%	1,500,000	1,500,000	1,000,000	-	-	-	-	-	-	-	4,000,000



## Class 1: Non Discretionary Investments and or Pre-Commitments

Project Number	Project Title	Major Category	Project Detail Page #	Econ. Dev., Growth, and Serv. Enhance. %	Serv. Sust. Investments %	2025	2026	2027	2028	2029	2030	2031	2032	2033	2034	Total
MAY-001-24	Placeholder for Community Safety & Downtown Revitalization	Community & Economic Development	5	100%	0%	800,000	-	-	-	-	-	-	-	-	-	800,000
OPS-001-07	Road Rehabilitation - Various Locations Program	Roads Infrastructure	406	0%	100%	2,000,000	-	-	-	-	-	-	-	-	-	2,000,000
OPS-001-15	Parks Equipment Replacement Program	Parks & Recreation	436	0%	100%	293,476	-	-	-	-	-	-	-	-	-	293,476
OPS-001-21	Streetlight Pole Replacement Program	Transportation	484	0%	100%	292,304	-	-	-	-	-	-	-	-	-	292,304
OPS-002-25	Connecting Links Intake #10 - 2025/2026	Roads Infrastructure	414	0%	100%	-	-	-	352,985	-	-	-	-	-	-	352,985
OPS-005-08	Corporate Fleet Replacement Program	Transportation	451	0%	100%	456,984	-	-	-	-	-	-	-	-	-	456,984
OPS-021-07	Traffic Calming Initiatives	Transportation	504	100%	0%	74,950	246,700	-	-	-	-	-	-	-	-	321,650
PBG-001-18	Official Plan Review	Community & Economic Development	179	100%	0%	-	300,000	-	-	-	-	-	-	-	-	300,000
PBG-001-24	Community Improvement Plan (CIP) Review	Community & Economic Development	178	100%	0%	27,000	120,430	-	-	-	-	-	-	-	-	147,430
PFO-002-15	Playgrounds Replacement Program	Parks & Recreation	74	0%	100%	2,226,728	2,903,000	-	-	-	-	-	-	-	-	5,129,728
PFO-002-19	Fountain Restoration and Repairs	Corporate Property Infrastructure	64	84%	16%	2,874,046	5,009,772	660,000	-	-	-	-	-	-	-	8,543,818
PFO-002-24	Derwent Park - Cricket Pitch	Parks & Recreation	77	100%	0%	1,000,000	-	-	-	-	-	-	-	-	-	1,000,000
PFO-003-15	Central Riverfront Improvement Plan & Civic Esplanade / Plaza	Parks & Recreation	300	100%	0%	3,785,255	-	-	-	-	-	-	-	-	-	3,785,255
PFO-004-21	Parks Sports Courts Improvements	Parks & Recreation	82	100%	0%	50,000	-	-	-	-	-	-	-	-	-	50,000
PFO-005-19	Parks & Recreation Service and Infrastructure Program	Parks & Recreation	86	0%	100%	500,000	-	-	-	-	-	-	-	-	-	500,000
PFO-007-11	Tree Maintenance and Urban Forest Enhancement Program	Parks & Recreation	95	0%	100%	1,994,143	2,080,000	2,080,000	2,080,000	-	-	-	-	-	-	8,234,143
PFO-010-21	PW Building Improvements and Upgrades	Corporate Property Infrastructure	310	0%	100%	1,231,923	-	-	-	-	-	-	-	-	-	1,231,923
PFO-012-12	Park Trails Capital Rehabilitation Program	Parks & Recreation	107	0%	100%	100,000	-	-	-	-	-	-	-	-	-	100,000
REC-001-18	Monument and Memorial Capital Repairs	Parks & Recreation	124	0%	100%	75,000	-	-	-	-	-	-	-	-	-	75,000
REC-002-21	Adie Knox Herman Reimagining Project	Parks & Recreation	314	52%	48%	6,378,433	1,699,062	6,076,723	1,309,649	-	-	-	-	-	-	15,463,867
REC-003-07	Municipal Pools Refurbishment Program	Parks & Recreation	120	0%	100%	2,000,000	-	-	-	-	-	-	-	-	-	2,000,000
REC-003-24	Confidential Recreation & Culture Matter (In-Camera)	Parks & Recreation	119	0%	100%	-	2,000,000	-	-	-	-	-	-	-	-	2,000,000
TRN-001-25	TW ICIP Grant Funding	Transportation	198	7%	93%	2,192,375	3,952,638	6,458,059	6,200,000	418,037	-	-	-	-	-	19,221,109
WPL-001-23	Equipment Upgrades	Agencies, Boards and Committees (ABC's)	52	100%	0%	-	-	17,000	-	-	-	-	-	-	-	17,000
<b>Total Class 1: Non Discretionary Investments and or Pre-Commitments</b>						<b>\$ 94,861,563</b>	<b>\$ 68,595,080</b>	<b>\$ 67,343,819</b>	<b>\$ 47,117,876</b>	<b>\$ 25,219,112</b>	<b>\$ 20,987,751</b>	<b>\$ 16,000,000</b>	<b>\$ 17,585,046</b>	<b>\$ 4,000,000</b>	<b>\$ 4,000,000</b>	<b>\$ 365,710,247</b>

## Class 2: Service Sustainability Investments

Project Number	Project Title	Major Category	Project Detail Page #	Econ. Dev., Growth, and Serv. Enhance. %	Serv. Sust. Investments %	2025	2026	2027	2028	2029	2030	2031	2032	2033	2034	Total
ECP-001-10	Sandwich South Planning Area Stormwater Management Implementation	Sewers Infrastructure	361	0%	100%	362,250	2,884,437	-	-	-	-	-	-	-	-	3,246,687
ECP-001-24	Municipal Drains – Rehabilitation Implementation and Construction	Sewers Infrastructure	363	0%	100%	2,000,000	500,000	500,000	-	600,000	-	-	-	-	1,000,000	4,600,000
ECP-004-08	Municipal Drains Program - Drainage Reports and Assessments	Sewers Infrastructure	364	0%	100%	336,000	-	-	-	-	600,000	800,000	500,000	-	500,000	2,736,000
ECP-005-08	Grand Marais Drain Improvements (Concrete Channel)	Sewers Infrastructure	366	0%	100%	-	-	-	-	-	1,098,420	350,000	800,000	500,000	1,500,000	4,248,420
ECP-009-08	Corporate Properties Site Assessments/Clean-ups/Demolitions	Corporate Property Infrastructure	263	0%	100%	-	-	-	-	-	-	200,000	200,000	200,000	-	600,000
ECP-028-07	Grand Marais Drain Rehabilitation Program (Existing Naturalized Channel)	Sewers Infrastructure	368	0%	100%	-	200,250	999,750	800,000	650,000	150,000	300,000	-	-	500,000	3,600,000
ECP-035-07	City Wide Sewer Rehabilitation Program	Sewers Infrastructure	342	0%	100%	9,230,576	11,374,299	6,613,550	11,212,249	12,619,500	10,150,000	9,000,000	10,194,705	14,880,000	13,150,000	108,424,879
ENG-001-13	Capital Rehabilitation Program for Little River Steel Retaining Walls	Sewers Infrastructure	372	0%	100%	400,000	-	-	-	-	500,000	700,000	1,300,000	1,000,000	6,000,000	9,900,000
ENG-001-22	Cameron Ave Storm Trunk Sewer (SMP)	Sewers Infrastructure	350	0%	100%	-	-	-	-	-	-	800,000	-	-	-	800,000
ENG-001-24	Corporate Heritage Property Maintenance and Refurbishment	Corporate Property Infrastructure	266	0%	100%	750,000	-	915,461	175,000	675,000	1,850,000	1,034,539	1,700,000	100,000	300,000	7,500,000
ENG-001-25	Corporate Elevator Modernization	Corporate Property Infrastructure	268	0%	100%	-	-	-	-	-	-	-	-	-	435,000	435,000
ENG-002-19	Sewer Master Plan Implementation (SMP)	Sewers Infrastructure	376	0%	100%	822,750	2,587,500	4,997,801	2,730,000	3,012,820	226,580	732,799	-	5,000,000	3,000,000	23,110,250
ENG-002-24	Building Automation System Replacements	Corporate Property Infrastructure	270	0%	100%	50,000	50,000	50,000	975,000	50,000	50,000	600,000	425,000	875,000	250,000	3,375,000
ENG-004-25	Excess Soil Management	Roads Infrastructure	356	0%	100%	150,000	-	-	-	-	-	-	-	-	-	150,000
ENG-005-19	Enhanced Flooding Mitigation Program - DMAF 1	Sewers Infrastructure	273	0%	100%	6,624,958	3,274,443	110,923	515,046	-	-	-	-	-	-	10,525,370
ENG-006-17	Windsor International Aquatic Training Centre – Ongoing Capital Maintenance	Corporate Property Infrastructure	56	0%	100%	568,500	1,150,000	150,000	300,000	300,000	300,000	350,000	180,000	1,000,000	2,050,000	6,348,500
ENG-007-16	Basement Flooding Abatement Measures	Sewers Infrastructure	404	0%	100%	-	-	4,500,000	4,500,000	4,500,000	4,500,000	4,514,750	4,658,000	4,600,000	3,453,936	35,226,686
ENG-007-17	Facility Equipment Replacement Program	Corporate Property Infrastructure	58	0%	100%	50,000	225,000	225,000	100,000	50,000	50,000	50,000	150,000	-	50,000	950,000
ENG-009-21	Inflow & Infiltration Program (SMP)	Sewers Infrastructure	393	0%	100%	75,000	112,500	200,000	200,000	200,000	200,000	200,000	200,000	200,000	220,000	1,807,500
ENG-011-17	400 City Hall Square - Capital Repairs	Corporate Property Infrastructure	280	0%	100%	-	500,000	500,000	100,000	100,000	100,000	100,000	225,000	250,000	150,000	2,025,000
ENG-012-20	Capital Improvements to East Riverside Flood Protection Dykes (SMP)	Sewers Infrastructure	394	0%	100%	-	-	-	-	500,000	3,779,680	1,000,000	1,000,000	-	500,000	6,779,680
ENV-001-08	Lou Romano Water Reclamation Plant	Sewers Infrastructure	398	0%	100%	7,277,745	5,675,000	5,875,000	2,950,000	2,375,000	2,650,000	3,200,000	2,275,000	2,950,000	2,900,000	38,127,745
ENV-002-08	Little River Pollution Control Plant	Sewers Infrastructure	395	0%	100%	2,300,000	4,420,000	1,695,000	1,350,000	1,720,000	1,500,000	1,820,000	1,500,000	920,000	1,600,000	18,825,000
ENV-003-08	Pumping Stations Maintenance	Sewers Infrastructure	401	0%	100%	1,490,000	972,745	3,497,745	580,000	380,000	580,000	600,000	425,000	425,000	425,000	9,375,490
FRS-001-07	Fire & Rescue First Response Vehicle Replacement Program	Transportation	433	0%	100%	120,000	151,000	3,220,000	8,287,000	6,222,000	294,000	259,000	1,607,000	147,000	1,423,000	21,730,000
FRS-001-19	Water Rescue Equipment - Fire & Rescue Division	Corporate Property Infrastructure	22	0%	100%	-	-	-	-	-	50,000	-	-	100,000	-	150,000
FRS-001-20	Technology Replacements - Emergency Operations Centre (EOC)	Corporate Technology	23	0%	100%	-	90,000	150,000	-	-	50,000	-	-	75,000	-	365,000
FRS-001-23	Replacement of Mobile Live Fire Training Unit (MLFTU)	Corporate Property Infrastructure	24	0%	100%	-	-	-	-	-	-	-	850,000	150,000	-	1,000,000
FRS-001-24	Fire & Rescue Truck Equipment Replacement	Corporate Property Infrastructure	25	0%	100%	-	-	-	-	-	80,000	-	-	220,000	-	300,000

## Class 2: Service Sustainability Investments

Project Number	Project Title	Major Category	Project Detail Page #	Econ. Dev., Growth, and Serv. Enhance. %	Serv. Sust. Investments %	2025	2026	2027	2028	2029	2030	2031	2032	2033	2034	Total
FRS-001-25	WFRS Exhaust Extraction Equipment	Corporate Property Infrastructure	26	0%	100%	-	-	-	-	-	-	-	-	-	100,000	100,000
FRS-002-07	Fire & Rescue Computer-aided Dispatch System	Corporate Technology	41	0%	100%	-	50,000	-	-	50,000	-	-	50,000	-	-	150,000
FRS-002-24	Fire & Rescue Stations Maintenance	Corporate Property Infrastructure	29	0%	100%	20,000	-	-	-	-	20,000	-	-	100,000	100,000	240,000
FRS-003-19	Re-alignment of Fire & Rescue Training & Apparatus Facility	Corporate Property Infrastructure	32	0%	100%	-	-	-	-	-	-	-	-	-	400,000	400,000
FRS-003-20	Fire & Rescue Washer Extractor	Corporate Property Infrastructure	34	0%	100%	-	-	-	25,000	-	50,000	-	-	-	50,000	125,000
FRS-003-22	Decontamination Unit for Personal Protective Equipment (PPE)	Corporate Property Infrastructure	36	0%	100%	-	40,000	-	-	-	50,000	-	-	-	100,000	190,000
FRS-004-07	Firefighter Self-Contained Breathing Apparatus (SCBA) Replacement	Corporate Property Infrastructure	43	0%	100%	-	-	-	-	2,000,000	-	-	-	-	-	2,000,000
FRS-005-07	Heavy Hydraulics Replacement-Auto Extrication	Corporate Property Infrastructure	39	0%	100%	-	50,000	-	200,000	-	50,000	-	-	-	-	300,000
FRS-006-18	Hoist Replacement	Corporate Property Infrastructure	49	0%	100%	-	-	-	240,000	60,000	-	-	-	-	-	300,000
FRS-007-18	Thermal Imaging Camera - Fire & Rescue Services	Corporate Property Infrastructure	40	0%	100%	-	-	-	50,000	50,000	-	-	-	-	50,000	150,000
HCP-002-07	Corporate Facilities Roof Replacement Program	Corporate Property Infrastructure	60	0%	100%	400,000	1,200,000	200,000	1,150,000	2,820,000	1,560,000	1,525,000	2,300,000	1,000,000	1,075,000	13,230,000
HCP-002-09	Fire Hall Capital Refurbishment Program	Corporate Property Infrastructure	285	0%	100%	-	-	150,000	-	-	-	-	-	-	-	150,000
HCP-005-08	Corporate Facilities Paving Program	Corporate Property Infrastructure	286	0%	100%	100,000	-	100,000	1,000,000	2,550,000	2,500,000	850,000	250,000	600,000	450,000	8,400,000
HLD-001-11	Huron Lodge Point of Care Technology Implementation and upgrades including Wireless	Corporate Technology	227	0%	100%	-	-	100,000	-	-	-	500,000	-	-	-	600,000
HLD-001-12	Huron Lodge Nursing Equipment Replacement Program	Corporate Property Infrastructure	229	0%	100%	50,000	75,000	75,000	200,000	200,000	200,000	200,000	85,000	260,000	-	1,345,000
HLD-001-13	Huron Lodge Beds/Mattresses/Furniture Replacement Program	Corporate Property Infrastructure	243	0%	100%	100,000	200,000	200,000	-	300,000	200,000	100,000	400,000	175,000	-	1,675,000
HLD-001-15	Huron Lodge Ceiling Mounted Resident Lift Replacement Program	Corporate Property Infrastructure	231	0%	100%	110,000	120,000	120,000	110,000	-	-	115,000	115,000	100,000	-	790,000
HLD-001-17	Huron Lodge Dietary Servery and Cafe Updates and Equipment Replacement	Corporate Property Infrastructure	235	0%	100%	35,000	50,000	50,000	40,000	-	50,000	50,000	-	-	60,000	335,000
HLD-001-24	Huron Lodge Kitchen Renovation	Corporate Property Infrastructure	237	0%	100%	-	-	-	-	-	-	-	-	-	505,000	505,000
HLD-002-12	Huron Lodge Cooking and Food Preparation Equipment Replacement Program	Corporate Property Infrastructure	238	0%	100%	42,000	45,000	45,000	-	-	50,000	50,000	100,000	-	-	332,000
HLD-002-15	Huron Lodge Resident Monitoring & Nurse Bedside Call System	Corporate Technology	233	0%	100%	25,000	20,000	20,000	-	120,000	-	20,000	20,000	300,000	90,000	615,000
HLD-002-17	Huron Lodge Resident Services Equipment Replacement	Corporate Property Infrastructure	245	0%	100%	-	40,000	150,000	-	-	40,000	60,000	150,000	-	50,000	490,000
HLD-003-15	Huron Lodge Dish Machines and Industrial Kitchen Equipment	Corporate Property Infrastructure	239	0%	100%	50,000	50,000	50,000	110,000	70,000	100,000	100,000	-	100,000	-	630,000
HLD-004-15	Huron Lodge Refrigeration and Freezer Equipment Replacement	Corporate Property Infrastructure	240	0%	100%	-	175,000	100,000	-	-	250,000	250,000	-	75,000	75,000	925,000
HLD-006-15	Huron Lodge Dietary Management System Maintenance	Corporate Technology	241	0%	100%	35,000	-	70,000	-	-	-	50,000	60,000	-	-	215,000
ITC-011-07	AMANDA Information System Upgrades and Improvements	Corporate Technology	158	0%	100%	200,000	-	-	250,000	250,000	250,000	250,000	250,000	300,000	360,000	2,110,000
LGL-002-17	Demolition of Transitional Buildings	Corporate Property Infrastructure	174	0%	100%	100,000	-	-	100,000	100,000	100,000	100,000	-	-	-	500,000
OPS-001-07	Road Rehabilitation - Various Locations Program	Roads Infrastructure	406	0%	100%	14,130,502	16,000,000	16,000,000	19,292,015	19,645,000	19,145,000	23,542,416	25,510,960	24,469,178	23,600,000	201,335,071
OPS-001-11	Minor Alley Maintenance Program	Roads Infrastructure	410	0%	100%	400,000	200,000	200,000	250,000	250,000	250,000	250,000	250,000	260,000	250,000	2,560,000

## Class 2: Service Sustainability Investments

Project Number	Project Title	Major Category	Project Detail Page #	Econ. Dev., Growth, and Serv. Enhance. %	Serv. Sust. Investments %	2025	2026	2027	2028	2029	2030	2031	2032	2033	2034	Total
OPS-001-13	Parking Equipment Replacement Program	Transportation	471	0%	100%	113,300	116,699	120,200	123,806	127,520	131,346	135,286	139,345	143,525	147,831	1,298,858
OPS-001-15	Parks Equipment Replacement Program	Parks & Recreation	436	0%	100%	295,524	787,000	137,000	1,123,000	1,240,000	1,299,000	952,000	1,135,000	1,594,000	2,067,000	10,629,524
OPS-001-17	Fuel Site Equipment Replacement	Transportation	442	0%	100%	17,780	-	19,950	50,000	50,000	50,000	50,000	122,200	100,000	171,179	631,109
OPS-001-21	Streetlight Pole Replacement Program	Transportation	484	0%	100%	150,000	100,000	100,000	638,790	940,450	722,310	501,940	500,000	366,584	366,584	4,386,658
OPS-001-23	Fleet Garage Equipment	Transportation	447	0%	100%	-	-	-	-	-	-	-	250,000	250,000	390,000	890,000
OPS-002-11	Minor Road Deficiencies Rehabilitation Program	Roads Infrastructure	412	0%	100%	4,133,934	3,800,000	3,800,000	3,000,000	3,000,000	3,000,000	3,000,000	3,000,000	3,000,000	3,000,000	32,733,934
OPS-002-17	Fuel Site Program	Transportation	449	0%	100%	50,000	50,000	50,000	25,000	25,000	25,000	25,000	25,000	25,000	28,125	328,125
OPS-003-07	Bridge Rehabilitation Program	Roads Infrastructure	415	0%	100%	500,000	2,500,000	2,000,000	1,000,000	1,477,452	2,417,452	2,105,096	2,000,000	2,000,000	2,000,000	18,000,000
OPS-004-07	Sidewalk Rehabilitation Program	Roads Infrastructure	417	0%	100%	1,357,696	1,500,000	1,500,000	1,500,000	1,500,000	1,500,000	1,500,000	1,500,000	1,730,000	1,500,000	15,087,696
OPS-004-22	Waste Disposal Bins	Corporate Property Infrastructure	432	0%	100%	15,000	15,000	15,000	15,000	15,000	15,000	15,000	15,000	15,000	15,000	150,000
OPS-004-23	Local Residential Road Rehabilitation	Roads Infrastructure	422	0%	100%	3,458,057	4,669,873	4,669,873	4,669,873	4,669,873	4,669,873	4,669,873	4,669,873	4,669,873	4,669,873	45,486,914
OPS-005-08	Corporate Fleet Replacement Program	Transportation	451	0%	100%	1,026,016	2,834,000	4,207,000	1,547,000	3,675,000	2,346,000	2,428,000	5,512,000	4,323,000	4,061,000	31,959,016
OPS-005-19	Gravel Alley Drainage Improvements	Sewers Infrastructure	425	0%	100%	-	-	-	200,000	200,000	200,000	200,000	200,000	200,000	700,000	1,900,000
OPS-005-22	Orphan Monuments, Gateways and Miscellaneous Installations and Maintenance	Corporate Property Infrastructure	480	0%	100%	25,000	-	-	25,000	25,000	25,000	-	-	-	-	100,000
OPS-006-07	At-Grade Railway Crossings	Roads Infrastructure	426	0%	100%	125,000	125,000	125,000	125,000	125,000	125,000	125,000	125,000	100,000	100,000	1,200,000
OPS-007-07	Public Works Operations Facilities Refurbishment	Corporate Property Infrastructure	289	0%	100%	25,000	25,000	25,000	100,000	800,000	100,000	25,000	365,000	450,000	500,000	2,415,000
OPS-007-16	Cabana Rd. Pavement Markings	Roads Infrastructure	489	0%	100%	-	-	-	110,000	-	-	-	-	110,000	-	220,000
OPS-007-20	ICIP - City Wide Sidewalks (Intake 1)	Roads Infrastructure	428	0%	100%	355,876	177,939	-	-	-	-	-	-	-	-	533,815
OPS-010-07	Advanced Traffic Management System (ATMS) - System Maintenance	Transportation	496	0%	100%	400,000	400,000	400,000	400,000	400,000	400,000	400,000	400,000	400,000	400,000	4,000,000
OPS-018-07	Parking Garage Capital Rehabilitation Program	Transportation	473	0%	100%	750,000	750,000	750,000	750,000	750,000	750,000	750,000	750,000	750,000	750,000	7,500,000
OPS-020-07	Parking Lot Rehabilitation Program	Transportation	476	0%	100%	200,000	200,000	200,000	200,000	200,000	200,000	200,000	200,000	200,000	200,000	2,000,000
OPS-028-18	Concrete Road Panel Repair Program	Roads Infrastructure	430	0%	100%	1,500,000	1,500,000	1,500,000	1,500,000	1,500,000	1,500,000	1,500,000	1,500,000	1,500,000	1,500,000	15,000,000
OPS-029-18	Curb Replacement Program	Sewers Infrastructure	431	0%	100%	300,000	300,000	300,000	300,000	300,000	300,000	300,000	300,000	449,751	819,697	3,669,448
PFO-001-22	Self-Watering Planters	Parks & Recreation	71	0%	100%	-	-	-	-	-	-	60,000	72,000	72,000	-	204,000
PFO-001-23	Parks & Facilities Maintenance Funding	Corporate Property Infrastructure	63	0%	100%	-	40,000	-	-	-	-	-	100,000	100,000	80,000	320,000
PFO-002-12	Facility Structural, Building Envelope and General Exterior Maintenance Program	Corporate Property Infrastructure	293	0%	100%	500,000	100,000	450,000	700,000	950,000	1,450,000	450,000	450,000	500,000	750,000	6,300,000
PFO-002-14	Huron Lodge Facility Rehabilitation Program	Corporate Property Infrastructure	295	0%	100%	750,000	750,000	100,000	100,000	100,000	100,000	900,000	900,000	500,000	150,000	4,350,000
PFO-002-15	Playgrounds Replacement Program	Parks & Recreation	74	0%	100%	-	150,000	2,000,000	2,000,000	2,300,000	2,000,000	2,163,670	2,000,000	2,553,640	2,553,640	17,720,950
PFO-002-18	Facility & Parks Building Demolitions	Corporate Property Infrastructure	297	0%	100%	-	100,000	100,000	-	-	-	-	100,000	75,000	-	375,000

## Class 2: Service Sustainability Investments

Project Number	Project Title	Major Category	Project Detail Page #	Econ. Dev., Growth, and Serv. Enhance. %	Serv. Sust. Investments %	2025	2026	2027	2028	2029	2030	2031	2032	2033	2034	Total
PFO-002-21	Parks Drainage Improvements	Parks & Recreation	76	0%	100%	275,000	300,000	300,000	300,000	300,000	300,000	300,000	300,000	500,000	100,000	2,975,000
PFO-003-13	401 Riverside Drive W Capital Refurbishment	Corporate Property Infrastructure	298	0%	100%	-	125,000	125,000	125,000	100,000	100,000	-	125,000	175,000	1,500,000	2,375,000
PFO-003-20	Holiday Lights Capital Maintenance	Parks & Recreation	79	0%	100%	50,000	50,000	50,000	-	50,000	-	-	50,000	50,000	50,000	350,000
PFO-003-21	Parks Fencing and Railings	Parks & Recreation	80	0%	100%	-	-	-	-	-	-	225,000	325,000	325,000	-	875,000
PFO-004-12	Corporate Facilities Building Condition Assessments	Corporate Property Infrastructure	302	0%	100%	-	200,000	200,000	200,000	100,000	100,000	-	-	-	-	800,000
PFO-004-20	Windsor Lawn Bowling and Tennis Club Exterior Repairs	Corporate Property Infrastructure	304	0%	100%	-	-	-	100,000	50,000	50,000	-	-	150,000	70,000	420,000
PFO-005-12	Regional Parks Rehabilitation Program	Parks & Recreation	83	0%	100%	300,000	500,000	600,000	300,000	300,000	300,000	300,000	-	350,000	180,000	3,130,000
PFO-005-18	Shorewall Capital Rehabilitation Program	Parks & Recreation	85	0%	100%	-	-	592,000	113,153	1,086,847	2,295,266	600,000	600,000	592,000	592,000	6,471,266
PFO-005-20	Natural Areas Management Program	Parks & Recreation	87	0%	100%	100,000	100,000	100,000	150,000	150,000	150,000	200,000	200,000	200,000	200,000	1,550,000
PFO-006-12	Community Parks Rehabilitation Program	Parks & Recreation	91	0%	100%	-	800,000	1,600,000	-	-	-	-	-	-	-	2,400,000
PFO-006-20	Riverfront Walkway Stabilization	Parks & Recreation	94	0%	100%	1,500,000	500,000	-	-	389,339	500,000	500,000	610,661	500,000	-	4,500,000
PFO-007-11	Tree Maintenance and Urban Forest Enhancement Program	Parks & Recreation	95	0%	100%	-	-	-	-	2,080,000	2,080,000	2,080,000	2,100,000	2,080,000	2,280,000	12,700,000
PFO-008-21	Corporate Electrical Replacement/Repair Program	Corporate Property Infrastructure	305	0%	100%	-	-	-	750,000	150,000	150,000	150,000	1,000,000	400,000	700,000	3,300,000
PFO-009-11	Corporate Mechanical Systems Replacement/Repair Program	Corporate Property Infrastructure	306	0%	100%	1,800,000	1,280,000	750,000	1,050,000	1,550,000	1,850,000	1,250,000	1,000,000	850,000	1,385,000	12,765,000
PFO-010-11	Corporate Facilities Interior Renovation Program	Corporate Property Infrastructure	308	0%	100%	50,000	100,000	100,000	750,000	750,000	750,000	395,000	739,689	200,000	500,000	4,334,689
PFO-010-20	Park Bench Replacement Program	Parks & Recreation	105	0%	100%	50,000	50,000	50,000	50,000	50,000	50,000	75,000	100,000	120,000	50,000	645,000
PFO-010-21	PW Building Improvements and Upgrades	Corporate Property Infrastructure	310	0%	100%	-	1,292,452	1,289,452	638,635	-	-	-	-	-	-	3,220,539
PFO-011-21	Public Works Truck Wash Bays	Corporate Property Infrastructure	312	0%	100%	-	200,000	-	800,000	-	-	-	-	-	-	1,000,000
PFO-012-12	Park Trails Capital Rehabilitation Program	Parks & Recreation	107	0%	100%	-	450,000	100,000	250,000	450,000	325,000	440,000	440,000	500,000	1,200,000	4,155,000
PFO-013-21	Corporate Pool Equipment Maintenance Program	Corporate Property Infrastructure	66	0%	100%	10,000	1,050,000	-	150,000	-	-	50,000	75,000	140,000	200,000	1,675,000
PFO-014-07	Corporate Facilities Health & Safety Compliance	Corporate Property Infrastructure	68	0%	100%	100,000	150,000	150,000	150,000	150,000	150,000	150,000	150,000	150,000	150,000	1,450,000
PFO-014-21	Access Control System Replacements	Corporate Property Infrastructure	313	0%	100%	-	-	-	925,000	-	-	550,000	375,000	875,000	-	2,725,000
PFO-015-12	Parks Master Plan	Parks & Recreation	113	0%	100%	-	125,000	50,000	50,000	-	-	-	-	-	-	225,000
PFO-017-12	Playground Equipment Removal & Repair	Parks & Recreation	115	0%	100%	100,000	100,000	100,000	100,000	100,000	100,000	150,000	50,000	200,000	100,000	1,100,000
REC-001-18	Monument and Memorial Capital Repairs	Parks & Recreation	124	0%	100%	-	75,000	75,000	75,000	75,000	-	75,000	75,000	-	-	450,000
REC-001-21	Spirit of Windsor Train	Parks & Recreation	125	0%	100%	-	-	-	-	-	-	50,000	50,000	-	-	100,000
REC-002-07	Lakeview Park Marina Rehabilitation Program	Parks & Recreation	126	0%	100%	200,000	34,000	34,000	275,000	275,000	275,000	835,000	-	-	250,000	2,178,000
REC-003-07	Municipal Pools Refurbishment Program	Parks & Recreation	120	0%	100%	155,201	2,610,000	-	474,000	500,000	500,000	-	187,500	-	100,000	4,526,701
REC-004-07	Recreation Facility Refurbishment Program	Parks & Recreation	122	0%	100%	50,000	100,000	50,000	300,000	300,000	300,000	185,000	112,500	-	-	1,397,500

## Class 2: Service Sustainability Investments

Project Number	Project Title	Major Category	Project Detail Page #	Econ. Dev., Growth, and Serv. Enhance. %	Serv. Sust. Investments %	2025	2026	2027	2028	2029	2030	2031	2032	2033	2034	Total
REC-004-08	The WFCU Centre Capital Rehabilitation Program	Parks & Recreation	128	0%	100%	200,000	540,000	790,000	300,000	300,000	300,000	290,000	185,000	2,450,000	1,025,000	6,380,000
REC-005-07	Corporate Arena Refurbishments	Corporate Property Infrastructure	130	0%	100%	200,000	1,090,000	1,000,000	-	-	-	700,000	-	450,000	1,025,000	4,465,000
TRN-001-07	Transit Windsor Fleet Replacement Program	Transportation	193	0%	100%	-	-	-	-	5,200,000	5,200,000	5,200,000	-	3,415,034	3,250,206	22,265,240
TRN-001-16	Transit Windsor Fleet Refurbishment/Repair Costs	Transportation	195	0%	100%	300,000	300,000	300,000	400,000	400,000	400,000	400,000	500,000	500,000	500,000	4,000,000
TRN-001-21	Transit Windsor Master Plan Implementation	Transportation	197	0%	100%	-	400,000	-	-	-	-	-	-	-	-	400,000
TRN-002-08	TW Hybrid Life Extension	Transportation	200	0%	100%	200,000	200,000	200,000	200,000	200,000	200,000	200,000	200,000	200,000	200,000	2,000,000
<b>Total Class 2: Service Sustainability Investments</b>						<b>\$ 70,093,665</b>	<b>\$ 86,194,137</b>	<b>\$ 83,004,705</b>	<b>\$ 86,969,567</b>	<b>\$ 101,845,801</b>	<b>\$ 93,374,927</b>	<b>\$ 92,429,369</b>	<b>\$ 93,611,433</b>	<b>\$ 102,880,585</b>	<b>\$ 109,249,071</b>	<b>\$ 919,653,260</b>



### Class 3: Investments with components of both Sustainability and Enhancement

Project Number	Project Title	Major Category	Project Detail Page #	Econ. Dev., Growth, and Serv. Enhance. %	Serv. Sust. Investments %	2025	2026	2027	2028	2029	2030	2031	2032	2033	2034	Total
ECP-001-07	Citywide Streetlight Rehabilitation & Relocations Including E.C. Row Expressway	Transportation	481	3%	97%	1,266,280	1,360,000	1,360,000	1,357,460	1,010,800	1,298,940	870,000	1,120,000	1,000,000	1,000,000	11,643,480
ECP-002-08	Provincial Rd./Division Rd. Corridor Infrastructure Improvements	Roads Infrastructure	315	69%	31%	-	-	-	-	127,408	2,514,014	1,500,000	1,000,000	9,858,778	1,500,000	16,500,200
ECP-003-08	Howard Avenue Corridor Infrastructure Improvements- S Cameron Boulevard to Herb Gray	Roads Infrastructure	320	81%	19%	-	-	-	-	100,000	1,350,000	-	2,140,000	-	850,000	4,440,000
ECP-003-09	Cabana Road Infrastructure Improvements	Roads Infrastructure	322	59%	41%	-	-	-	-	144,340	450,000	-	2,605,000	-	6,000,000	9,199,340
ECP-004-07	Walker Rd. Infrastructure Improvements	Roads Infrastructure	324	52%	48%	-	-	1,200,000	76,805	147,377	252,674	300,000	700,000	1,883,615	8,639,529	13,200,000
ECP-005-07	Tecumseh Rd. E. Infrastructure Improvements	Roads Infrastructure	326	62%	38%	-	1,600,000	550,000	550,000	575,000	274,750	2,181,442	400,000	2,100,000	2,500,000	10,731,192
ECP-010-07	East Riverside Planning District Infrastructure Improvements	Roads Infrastructure	331	87%	13%	-	-	276,520	1,800,051	4,100,000	-	-	-	-	1,300,000	7,476,571
ECP-014-07	University Avenue/Victoria Avenue	Roads Infrastructure	334	83%	17%	-	-	-	-	-	-	-	-	2,000,000	1,000,000	3,000,000
ECP-016-07	The Riverside Drive Vista Improvement	Roads Infrastructure	336	51%	49%	2,400,000	1,875,000	4,000,000	910,000	500,000	5,215,000	6,000,000	2,000,000	-	9,500,000	32,400,000
ECP-022-07	Prince Rd./Totten St. Storm Sewer Improvements – (SMP)	Sewers Infrastructure	338	4%	96%	-	-	-	-	-	-	750,000	700,000	1,000,000	2,000,000	4,450,000
ECP-023-07	Parent Ave./McDougall Ave. Storm Sewer (SMP)	Roads Infrastructure	340	84%	16%	-	-	-	-	230,000	-	5,350,000	500,000	1,000,000	1,200,000	8,280,000
EDG-001-11	Lauzon Parkway & Cabana Road East (formerly CR42) Infrastructure Improvements	Roads Infrastructure	346	88%	12%	34,225,321	27,190,237	29,470,369	27,832,114	157,800	5,549,747	3,000,000	7,755,690	2,845,024	31,263,698	169,290,000
ENG-001-16	Sixth Concession Rd./North Talbot Rd. Infrastructure Improvements	Roads Infrastructure	348	55%	45%	-	-	-	5,300,000	-	498,000	1,000,000	1,950,000	1,497,000	-	10,245,000
ENG-001-23	Central Library	Corporate Property Infrastructure	265	30%	70%	1,619,775	1,009,589	1,830,636	172,287	1,827,713	-	-	680,000	-	-	7,140,000
ENG-004-23	Dominion - Ojibway to Totten/ Ojibway Storm Outlet	Roads Infrastructure	354	54%	46%	-	-	-	-	444,036	550,000	1,700,000	3,887,017	1,600,000	3,172,376	11,353,429
ENG-006-20	Local Improvement Program	Roads Infrastructure	359	60%	40%	726,282	1,637,000	1,250,000	1,550,000	1,295,000	1,897,436	1,250,000	1,500,000	2,500,000	3,000,000	16,605,718
FRS-003-13	Replacement of Fire Station #1 and Headquarters	Corporate Property Infrastructure	30	51%	49%	-	-	-	-	2,053,008	4,415,925	7,795,986	10,266,893	2,271,372	930,000	27,733,184
ITC-001-08	Information Technology Business Continuity Improvements	Corporate Technology	141	31%	69%	100,000	-	-	75,000	50,000	50,000	50,000	50,000	225,000	200,000	800,000
ITC-001-13	Corporate Integration of Mobile Technologies	Corporate Technology	143	93%	7%	-	-	300,000	50,000	50,000	50,000	675,000	50,000	50,000	300,000	1,525,000
ITC-001-19	Funding for Microsoft Software	Corporate Technology	152	11%	89%	-	600,000	600,000	900,000	900,000	900,000	200,000	-	-	-	4,100,000
ITC-001-22	Data & Insights	Corporate Technology	160	69%	31%	200,000	200,000	200,000	50,000	50,000	50,000	50,000	100,000	500,000	550,000	1,950,000
ITC-002-07	Corporate Electronic Storage and Retrieval Systems Upgrades	Corporate Technology	162	40%	60%	100,000	100,000	100,000	125,000	100,000	100,000	125,000	125,000	250,000	375,000	1,500,000
ITC-003-07	Information Technology Network Infrastructure Improvements	Corporate Technology	164	49%	51%	200,000	200,000	200,000	200,000	200,000	200,000	270,000	250,000	250,000	400,000	2,370,000
ITC-005-07	Corporate Data & Network Security Initiatives	Corporate Technology	166	56%	44%	100,000	100,000	100,000	100,000	100,000	100,000	230,000	230,000	380,000	380,000	1,820,000
ITC-006-07	Information Technology Disaster Recovery Initiatives	Corporate Technology	168	50%	50%	100,000	100,000	100,000	150,000	150,000	150,000	300,000	300,000	400,000	400,000	2,150,000
ITC-007-07	Corporate Intranet Redesign & Internet Accessibility Improvements	Corporate Technology	147	44%	56%	325,000	-	-	150,000	125,000	150,000	150,000	575,000	275,000	400,000	2,150,000
ITC-008-07	Corporate Enterprise Resource Planning (ERP) System	Corporate Technology	156	21%	79%	516,696	1,250,000	1,936,048	1,750,000	1,750,000	3,186,504	1,381,921	1,555,000	1,700,000	1,140,000	16,166,169
ITC-012-07	Corporate Communications Technology	Corporate Technology	170	45%	55%	-	50,000	50,000	100,000	100,000	100,000	100,000	300,000	100,000	275,000	1,175,000
OPS-001-20	Corporate Fleet Software Systems	Corporate Technology	445	75%	25%	50,000	50,000	50,000	50,000	50,000	50,000	50,000	60,000	60,000	100,000	570,000

### Class 3: Investments with components of both Sustainability and Enhancement

Project Number	Project Title	Major Category	Project Detail Page #	Econ. Dev., Growth, and Serv. Enhance. %	Serv. Sust. Investments %	2025	2026	2027	2028	2029	2030	2031	2032	2033	2034	Total
OPS-008-20	Traffic Signal Upgrades and Replacements	Transportation	490	23%	77%	1,778,137	2,430,000	2,330,000	2,100,000	2,100,000	2,100,000	2,100,000	2,100,000	2,100,000	2,100,000	21,238,137
OPS-009-07	Transportation Planning Environmental Study Reports (ESRs)	Transportation	500	82%	18%	100,000	100,000	-	-	-	-	200,000	45,000	170,000	200,000	815,000
OPS-027-18	Greening the Fleet	Transportation	469	50%	50%	50,000	50,000	50,000	50,000	50,000	50,000	250,000	150,000	170,000	256,250	1,126,250
PFO-001-12	Corporate Properties Security Systems and Infrastructure	Corporate Property Infrastructure	291	14%	86%	750,000	150,000	150,000	75,000	75,000	75,000	325,000	100,000	450,000	100,000	2,250,000
PFO-002-19	Fountain Restoration and Repairs	Corporate Property Infrastructure	64	96%	4%	5,085,486	3,917,228	997,286	-	-	-	-	-	150,000	270,000	10,420,000
PFO-003-15	Central Riverfront Improvement Plan & Civic Esplanade / Plaza	Parks & Recreation	300	99%	1%	-	-	1,428,233	1,325,285	15,883,840	1,975,000	1,415,000	2,250,000	2,250,000	1,129,989	27,657,347
PFO-003-19	Parks Lighting	Parks & Recreation	78	44%	56%	100,000	100,000	100,000	100,000	100,000	100,000	500,000	300,000	300,000	800,000	2,500,000
PFO-007-12	Neighbourhood Parks Rehabilitation Program	Parks & Recreation	99	84%	16%	348,000	-	-	100,000	448,000	752,000	400,000	600,000	-	1,410,000	4,058,000
PFO-009-12	Park Bridges/Shelters/Buildings/Capital Rehabilitation Program	Parks & Recreation	101	40%	60%	-	132,000	500,000	300,000	300,000	150,000	500,000	943,000	-	-	2,825,000
PFO-009-20	Parks Signage	Parks & Recreation	103	62%	38%	-	-	-	-	-	-	400,000	100,000	150,000	-	650,000
PFO-013-12	Park-Related Parking Lots Capital Upgrades	Parks & Recreation	109	3%	97%	350,000	500,000	200,000	300,000	300,000	300,000	375,000	900,000	320,000	1,000,000	4,545,000
REC-002-14	Relocation of Sandpoint Beach	Parks & Recreation	117	40%	60%	-	-	-	-	398,000	1,102,000	-	-	-	-	1,500,000
TRN-003-07	Transit Windsor - Shelters/Signage/Amenities Maintenance and Replacement	Transportation	191	50%	50%	333,770	53,705	56,390	59,209	62,170	65,278	68,542	71,969	75,568	440,053	1,286,654
<b>Total Class 3: Investments with components of both Sustainability and Enhancement</b>						<b>\$ 50,824,747</b>	<b>\$ 44,754,759</b>	<b>\$ 49,385,482</b>	<b>\$ 47,658,211</b>	<b>\$ 36,054,492</b>	<b>\$ 36,022,268</b>	<b>\$ 41,812,891</b>	<b>\$ 48,359,569</b>	<b>\$ 39,881,357</b>	<b>\$ 86,081,895</b>	<b>\$ 480,835,671</b>

## Class 4: Enhanced Service and Non Infrastructure Investments

Project Number	Project Title	Major Category	Project Detail Page #	Econ. Dev., Growth, and Serv. Enhance. %	Serv. Sust. Investments %	2025	2026	2027	2028	2029	2030	2031	2032	2033	2034	Total
ECB-042-18	Theme Districting	Community & Economic Development	184	100%	0%	-	200,000	-	-	-	-	-	-	2,130,000	-	2,330,000
ECP-003-07	Grand Marais Rd. Infrastructure Improvements	Roads Infrastructure	319	100%	0%	-	-	-	-	-	1,618,808	-	1,909,124	1,172,068	3,755,000	8,455,000
ECP-008-07	Pedestrian Safety Improvements	Transportation	328	100%	0%	-	100,000	-	100,000	-	100,000	100,000	-	100,000	80,000	580,000
ECP-009-07	Intersection Improvements Program	Roads Infrastructure	330	100%	0%	700,000	-	-	250,000	750,000	500,000	400,000	400,000	400,000	400,000	3,800,000
ECP-013-09	La Bella Strada - Erie St. Business Improvement Area Streetscaping (SMP)	Roads Infrastructure	333	100%	0%	-	-	-	-	-	-	-	-	200,000	300,000	500,000
ECP-041-07	New Infrastructure Development - Cost Sharing for Infrastructure (Developer-related)	Sewers Infrastructure	370	100%	0%	1,767,200	-	-	200,000	500,000	500,000	500,000	500,000	1,000,000	400,000	5,367,200
ENG-002-14	Riverside Drive Retaining Wall	Parks & Recreation	269	100%	0%	1,293,371	2,456,629	-	-	-	-	-	-	-	-	3,750,000
ENG-002-16	Improvements to Little River Municipal Drain (Lauzon Rd. to VIA Tracks)	Sewers Infrastructure	374	100%	0%	50,000	-	-	-	-	-	-	-	780,000	500,000	1,330,000
ENG-002-17	Bus Bay Program	Transportation	351	100%	0%	-	-	100,000	100,000	100,000	100,000	50,000	-	100,000	80,000	630,000
ENG-002-22	Jefferson Drainage Area (SMP)	Sewers Infrastructure	352	100%	0%	-	-	-	7,751	-	-	-	750,000	1,000,000	1,000,000	2,757,751
ENG-002-25	Trunk Storm Sewers - Sandwich South Lands	Sewers Infrastructure	378	100%	0%	-	-	-	-	-	-	-	-	-	500,000	500,000
ENG-003-13	Sixth Concession Municipal Drain - Land Acquisition & Capital Improvements	Sewers Infrastructure	379	100%	0%	100,000	-	-	-	123,000	-	345,000	-	500,000	-	1,068,000
ENG-003-17	New Streetlights on Collectors and Arterials	Roads Infrastructure	483	100%	0%	-	100,000	100,000	100,000	100,000	100,000	100,000	100,000	100,000	100,000	900,000
ENG-003-19	New Development- Engineering Studies and EAs	Sewers Infrastructure	381	100%	0%	250,000	-	-	540,000	-	-	-	-	300,000	-	1,090,000
ENG-003-22	Stormwater Fee Implementation	Sewers Infrastructure	383	100%	0%	1,801,000	-	-	-	-	-	-	-	-	-	1,801,000
ENG-003-23	Banwell / E.C. Row Interchange	Roads Infrastructure	272	100%	0%	22,500,000	22,500,000	5,000,000	-	-	-	-	-	-	-	50,000,000
ENG-003-25	Lauzon Parkway Extension - Cabana Road East (formerly CR 42) to Hwy 401	Roads Infrastructure	384	100%	0%	15,000,000	-	-	-	-	-	-	-	-	-	15,000,000
ENG-004-21	Airport Employment Lands Servicing	Community & Economic Development	385	100%	0%	11,400,000	19,600,000	-	-	-	-	-	-	-	-	31,000,000
ENG-005-17	Central Box EA Road and Infrastructure Improvements (SMP)	Roads Infrastructure	357	100%	0%	-	-	-	-	-	-	-	-	-	600,000	600,000
ENG-005-21	East West Arterial Drain Diversion	Sewers Infrastructure	387	100%	0%	-	-	-	-	567,000	-	-	-	5,000,000	1,000,000	6,567,000
ENG-006-21	Sandwich South Road Network Improvements	Roads Infrastructure	388	100%	0%	-	-	-	8,000,000	2,200,000	150,000	-	-	500,000	2,205,000	13,055,000
ENG-007-21	Trunks Sanitary Sewers - Sandwich South Lands	Sewers Infrastructure	390	100%	0%	432,800	-	-	-	1,567,200	1,000,000	-	-	-	2,000,000	5,000,000
ENG-007-25	Forest Glade North Secondary Plan Area Servicing	Roads Infrastructure	391	100%	0%	18,702,434	-	-	-	-	-	-	-	-	-	18,702,434
ENG-008-25	350 City Hall Square Capital Repairs	Corporate Property Infrastructure	277	100%	0%	2,000,000	-	-	-	-	-	-	-	-	-	2,000,000
ENG-010-25	Banwell Road Corridor Improvements - South of EC Row to City Limits	Roads Infrastructure	278	100%	0%	-	-	-	-	37,105,625	-	-	-	-	-	37,105,625
ENG-011-25	Little River Stormwater Study	Community & Economic Development	281	100%	0%	250,000	-	-	-	-	-	-	-	-	-	250,000
ENG-013-20	Sandwich and Prospect Sewer Rehabilitation & Drainage Improvements	Sewers Infrastructure	282	100%	0%	-	-	-	-	-	-	-	-	1,000,000	-	1,000,000
ENG-014-20	Wildlife Crossing(s) / Eco-passage(s)	Parks & Recreation	284	100%	0%	-	250,000	-	-	-	-	-	-	-	-	250,000
FIN-001-14	Development Charges Study and Bylaw Update	Community & Economic Development	217	100%	0%	-	-	-	-	60,000	60,000	-	-	75,000	75,000	270,000

## Class 4: Enhanced Service and Non Infrastructure Investments

Project Number	Project Title	Major Category	Project Detail Page #	Econ. Dev., Growth, and Serv. Enhance. %	Serv. Sust. Investments %	2025	2026	2027	2028	2029	2030	2031	2032	2033	2034	Total
FIN-001-15	Sub-Metering - Energy Cost Savings Initiative	Corporate Property Infrastructure	207	100%	0%	30,000	-	-	-	-	-	-	-	-	-	30,000
FIN-001-17	Asset Planning Program Implementation	Corporate Technology	209	100%	0%	-	-	250,000	150,000	200,000	150,000	100,000	100,000	50,000	50,000	1,050,000
FIN-001-19	Grant Matching Funding and Mitigating Inflationary Pressures	Community & Economic Development	210	100%	0%	3,673,945	550,000	5,000,000	3,250,000	3,297,720	1,475,000	1,200,000	400,000	400,000	400,000	19,646,665
FIN-001-24	Energy Initiatives at City Facilities	Corporate Property Infrastructure	214	100%	0%	-	-	-	-	-	-	-	-	500,000	50,000	550,000
FIN-004-18	Enterprise Wide Energy Management System Software	Corporate Property Infrastructure	215	100%	0%	-	-	-	-	-	300,000	-	-	-	-	300,000
FIN-009-15	Capital Reserve Replenishment Allocation	Capital Reserve Replenishment	213	100%	0%	-	-	-	40,000	40,000	40,000	40,000	1,540,000	1,540,000	1,540,000	4,780,000
FRS-003-24	WFRS - Steel Building Equipment Storage	Corporate Property Infrastructure	38	100%	0%	-	50,000	50,000	-	-	-	-	-	100,000	100,000	300,000
HCP-001-07	Accessibility - ODA Compliance	Corporate Property Infrastructure	134	100%	0%	30,000	30,000	30,000	-	-	250,000	-	-	-	30,000	370,000
HCS-001-07	City Housing Reserve Fund	Community & Economic Development	219	100%	0%	-	-	-	600,000	600,000	600,000	3,000,000	3,000,000	3,000,000	2,340,000	13,140,000
HCS-001-23	H4 Housing Hub	Community & Economic Development	223	100%	0%	-	-	800,000	8,690,938	509,062	-	-	250,000	250,000	-	10,500,000
HRS-001-25	Employee Retention Initiatives	Community & Economic Development	136	100%	0%	-	-	-	-	-	-	-	-	-	150,000	150,000
HRS-002-08	Corporate Health and Safety Program - Assessments	Corporate Property Infrastructure	139	100%	0%	-	-	-	-	-	117,250	-	-	-	-	117,250
HRS-002-09	Accessibility - AODA Standard Training, Materials and Outreach	Corporate Property Infrastructure	137	100%	0%	20,000	20,000	20,000	-	-	-	-	-	-	20,000	80,000
ITC-001-09	Corporate Facilities Content Access Improvements	Corporate Technology	151	100%	0%	-	-	-	75,000	75,000	50,000	50,000	50,000	50,000	-	350,000
ITC-001-12	Fire and Rescue Records Management and Computer Aided Dispatch System Initiatives	Corporate Technology	149	100%	0%	-	100,000	100,000	200,000	200,000	200,000	250,000	100,000	-	-	1,150,000
ITC-001-25	Corporate Technology Strategic Plan	Corporate Technology	145	100%	0%	150,000	-	-	-	-	-	-	-	-	-	150,000
LGL-001-20	Provincial Offences Division Renovations 400 City Hall	Corporate Property Infrastructure	172	100%	0%	316,000	316,000	316,000	316,000	316,000	316,000	316,000	258,000	-	-	2,470,000
LGL-001-22	Confidential Legal Matter (In-Camera)	Corporate Property Infrastructure	173	100%	0%	-	-	-	-	1,500,000	1,500,000	2,001,982	1,498,018	-	-	6,500,000
MAY-001-19	Windsor Works	Community & Economic Development	176	100%	0%	-	-	-	-	-	3,000,000	3,529,791	-	-	960,000	7,489,791
OPS-001-18	School Neighbourhood Policy	Transportation	498	100%	0%	50,000	50,000	50,000	100,000	100,000	107,800	-	-	315,000	50,000	822,800
OPS-001-19	Pedestrian Crossovers	Transportation	499	100%	0%	100,000	100,000	100,000	200,000	100,000	-	-	103,000	320,000	450,000	1,473,000
OPS-001-24	Parking Enforcement Licence Plate Recognition	Corporate Technology	486	100%	0%	-	-	-	-	-	-	-	-	185,000	-	185,000
OPS-003-22	Traffic Asset Management Program	Corporate Technology	487	100%	0%	50,000	50,000	50,000	50,000	50,000	50,000	50,000	50,000	50,000	50,000	500,000
OPS-003-24	Gateway Signage	Roads Infrastructure	488	100%	0%	500,000	-	-	-	-	-	-	-	-	-	500,000
OPS-004-19	Infor Hansen Infrastructure Management System	Corporate Technology	478	100%	0%	-	65,000	65,000	-	-	-	45,000	30,000	128,000	-	333,000
OPS-005-07	Railway Lands Fencing	Roads Infrastructure	423	100%	0%	150,000	150,000	150,000	150,000	150,000	150,000	100,000	100,000	50,000	50,000	1,200,000
OPS-006-19	Food and Organic Waste Collection and Treatment	Corporate Property Infrastructure	288	100%	0%	254,000	-	-	-	-	-	-	-	-	-	254,000
OPS-014-07	Citywide Bikeway Development Initiatives	Transportation	502	100%	0%	400,000	400,000	100,000	100,000	100,000	100,000	600,000	281,000	670,000	952,500	3,703,500
OPS-019-07	New Parking Lot Development	Transportation	475	100%	0%	100,000	100,000	100,000	100,000	100,000	100,000	100,000	100,000	100,000	100,000	1,000,000

## Class 4: Enhanced Service and Non Infrastructure Investments

Project Number	Project Title	Major Category	Project Detail Page #	Econ. Dev., Growth, and Serv. Enhance. %	Serv. Sust. Investments %	2025	2026	2027	2028	2029	2030	2031	2032	2033	2034	Total
OPS-021-07	Traffic Calming Initiatives	Transportation	504	100%	0%	429,434	153,300	250,000	100,000	250,000	250,000	1,140,000	281,000	4,025,168	750,000	7,628,902
OPS-022-07	Purchase of Fleet Additions and Upgrades	Transportation	464	100%	0%	1,596,000	200,000	150,000	150,000	150,000	150,000	150,000	150,000	150,000	150,000	2,996,000
PBG-001-14	Alley Closing Subsidy Pilot Program	Roads Infrastructure	177	100%	0%	40,000	40,000	40,000	40,000	40,000	40,000	-	-	-	-	240,000
PBG-001-18	Official Plan Review	Community & Economic Development	179	100%	0%	-	325,000	-	-	350,000	-	200,000	-	250,000	1,500,000	2,625,000
PBG-002-18	Comprehensive Zoning By-Law	Community & Economic Development	180	100%	0%	-	-	-	-	-	400,000	-	-	-	300,000	700,000
PFO-001-17	Adult Exercise Equipment	Parks & Recreation	70	100%	0%	-	-	-	-	-	800,000	250,000	150,000	250,000	-	1,450,000
PFO-001-24	Lanspeary Super Playground	Parks & Recreation	72	100%	0%	900,000	1,100,000	500,000	1,500,000	-	-	-	-	-	-	4,000,000
PFO-001-25	South Cameron Conceptual Trail Plan	Parks & Recreation	73	100%	0%	295,000	-	-	-	-	-	-	-	-	500,000	795,000
PFO-002-24	Denwent Park - Cricket Pitch	Parks & Recreation	77	100%	0%	-	-	-	-	-	-	-	-	-	500,000	500,000
PFO-003-25	Ford Test Track Parking Lot	Parks & Recreation	81	100%	0%	125,000	-	-	-	-	-	-	-	-	-	125,000
PFO-004-21	Parks Sports Courts Improvements	Parks & Recreation	82	100%	0%	145,000	-	-	-	-	-	1,239,000	407,000	745,000	-	2,536,000
PFO-005-21	Park Splash Pads	Parks & Recreation	89	100%	0%	-	-	-	-	-	-	1,200,000	500,000	-	-	1,700,000
PFO-005-22	New Multi-Use Trails	Parks & Recreation	90	100%	0%	600,000	-	-	-	-	-	-	500,000	500,000	100,000	1,700,000
PFO-006-19	Recycling Silos in Parks	Parks & Recreation	93	100%	0%	64,000	64,000	64,000	25,000	25,000	25,000	25,000	25,000	25,000	250,000	592,000
PFO-010-17	Dog Park Development	Parks & Recreation	104	100%	0%	-	-	-	-	-	-	-	500,000	-	-	500,000
PFO-014-12	Park Community Partnership Initiatives	Parks & Recreation	111	100%	0%	25,000	-	-	25,000	25,000	25,000	50,000	50,000	50,000	50,000	300,000
PFO-016-12	Parkland Acquisitions	Parks & Recreation	114	100%	0%	50,000	50,000	50,000	50,000	50,000	50,000	50,000	50,000	50,000	-	450,000
PLN-001-25	Sandwich South Secondary Plans	Community & Economic Development	186	100%	0%	250,000	250,000	250,000	-	-	-	-	-	-	-	750,000
PLN-007-07	Growth Management Plan Review and Implementation	Community & Economic Development	181	100%	0%	-	-	-	-	100,000	-	200,000	-	-	-	300,000
PLN-008-07	Natural Areas Valuation Study	Community & Economic Development	182	100%	0%	-	100,000	-	-	-	-	-	-	-	-	100,000
PLN-010-07	Heritage Preservation Study and Identification of Incentives	Community & Economic Development	183	100%	0%	-	-	-	-	-	-	159,000	-	-	-	159,000
PLN-018-07	Neighbourhood Studies and Design Guidelines	Community & Economic Development	187	100%	0%	-	-	-	-	-	-	250,000	-	-	200,000	450,000
REC-004-24	South Windsor Community Centre and Library	Parks & Recreation	129	100%	0%	-	-	-	-	-	500,000	-	-	-	-	500,000
SAC-001-24	Corporate Security	Corporate Property Infrastructure	3	100%	0%	75,000	-	-	-	-	-	-	-	-	100,000	175,000
SAC-001-25	City Hall Square (CHS) Buildings	Corporate Property Infrastructure	4	100%	0%	-	-	-	-	-	-	-	-	-	100,000	100,000
TRN-001-22	Transit Windsor Support Projects	Transportation	189	100%	0%	-	-	-	-	-	1,581,963	-	-	-	-	1,581,963
TRN-004-25	2025 TW Fleet Lifecycle Extension	Transportation	202	100%	0%	-	-	-	-	-	-	-	-	-	460,000	460,000
TRN-007-21	Support Vehicles	Transportation	204	100%	0%	-	-	-	103,382	105,449	107,558	109,709	111,903	117,498	120,000	775,499
<b>Total Class 4: Enhanced Service and Non Infrastructure Investments</b>						<b>\$ 86,665,184</b>	<b>\$ 49,469,929</b>	<b>\$ 13,685,000</b>	<b>\$ 25,313,071</b>	<b>\$ 51,506,056</b>	<b>\$ 16,564,379</b>	<b>\$ 17,900,482</b>	<b>\$ 14,244,045</b>	<b>\$ 28,227,734</b>	<b>\$ 25,367,500</b>	<b>\$ 328,943,380</b>

## Class 5: Agencies, Boards & Committees (ABC's) Investments

Project Number	Project Title	Major Category	Project Detail Page #	Econ. Dev., Growth, and Serv. Enhance. %	Serv. Sust. Investments %	2025	2026	2027	2028	2029	2030	2031	2032	2033	2034	Total
ECP-010-09	Airport Various Asset Replacement/Refurbishment/Upgrades	Agencies, Boards and Committees (ABC's)	248	100%	0%	1,627,151	1,000,000	2,500,000	-	-	-	115,000	130,000	500,000	700,000	6,572,151
ECP-046-07	Airport Drainage and Pavement Improvements	Agencies, Boards and Committees (ABC's)	253	100%	0%	400,000	1,350,000	-	-	-	100,000	100,000	150,000	500,000	500,000	3,100,000
ENG-009-25	Airport Runway 07-25	Agencies, Boards and Committees (ABC's)	258	100%	0%	320,000	660,500	-	-	5,944,500	-	-	-	-	-	6,925,000
HCS-001-14	Windsor Essex Community Housing Corporation Capital Repair and Renewal	Agencies, Boards and Committees (ABC's)	221	100%	0%	4,337,173	8,001,381	10,209,130	11,832,812	5,340,642	5,340,642	5,340,642	3,379,777	-	-	53,782,199
HCS-002-23	Windsor Essex Community Housing Corporation Capital Improvements	Agencies, Boards and Committees (ABC's)	225	100%	0%	-	-	-	-	3,200,000	3,200,000	3,200,000	3,200,000	5,767,999	7,233,306	25,801,305
ITC-002-16	Corporate Radio Infrastructure	Agencies, Boards and Committees (ABC's)	9	100%	0%	-	-	1,000,000	1,000,000	1,000,000	1,000,000	1,000,000	1,590,000	1,500,000	-	8,090,000
POL-001-09	Windsor Police Service Fleet Replacement/Refurbishment Program	Agencies, Boards and Committees (ABC's)	11	100%	0%	1,668,000	1,668,000	1,668,000	1,668,000	1,668,000	1,668,000	1,668,000	1,668,000	1,668,000	1,668,000	16,680,000
POL-001-20	Advanced Analytics and Process Optimization	Agencies, Boards and Committees (ABC's)	13	100%	0%	-	250,000	250,000	640,000	600,000	600,000	-	-	-	-	2,340,000
POL-002-19	Windsor Police Service - Specialized Equipment	Agencies, Boards and Committees (ABC's)	14	100%	0%	730,000	875,000	1,300,000	1,050,000	1,100,000	1,020,000	875,000	1,100,000	885,000	850,000	9,785,000
POL-003-19	Windsor Police Service - Technology Projects	Agencies, Boards and Committees (ABC's)	15	100%	0%	575,000	675,000	600,000	800,000	500,000	550,000	550,000	250,000	400,000	400,000	5,300,000
POL-004-19	Windsor Police Service - Telecommunications	Agencies, Boards and Committees (ABC's)	17	100%	0%	-	-	-	-	-	-	150,000	150,000	325,000	175,000	800,000
POL-005-19	Windsor Police Service - Facility Projects	Agencies, Boards and Committees (ABC's)	19	100%	0%	200,000	200,000	100,000	100,000	100,000	100,000	100,000	200,000	200,000	200,000	1,500,000
RGC-001-18	Roseland/Little River Golf Courses Asset Replacement/Improvements	Agencies, Boards and Committees (ABC's)	8	100%	0%	250,000	2,759,384	-	-	-	-	-	1,000,000	-	-	4,009,384
TRN-005-07	Handi-Transit Bus Acquisitions	Agencies, Boards and Committees (ABC's)	7	100%	0%	-	555,000	155,000	300,000	300,000	300,000	500,000	-	-	-	2,110,000
WPL-001-17	Windsor Public Library Refurbishments	Agencies, Boards and Committees (ABC's)	50	100%	0%	46,000	31,000	48,000	-	-	-	138,000	98,000	100,000	100,000	561,000
WPL-001-20	WPL Electronic Signs	Agencies, Boards and Committees (ABC's)	51	100%	0%	-	-	-	-	90,000	-	92,000	68,000	-	-	250,000
WPL-001-23	Equipment Upgrades	Agencies, Boards and Committees (ABC's)	52	100%	0%	-	-	-	-	-	-	-	25,000	-	-	25,000
WPL-002-18	Windsor Public Library Materials Acquisitions	Agencies, Boards and Committees (ABC's)	53	100%	0%	150,000	150,000	133,000	200,000	200,000	-	150,000	225,000	150,000	150,000	1,508,000
WPL-002-20	Library Self Checkouts	Agencies, Boards and Committees (ABC's)	55	100%	0%	-	-	-	40,000	40,000	80,000	55,000	150,000	-	-	365,000
<b>Total Class 5: Agencies, Boards &amp; Committees (ABC's) Investments</b>						<b>\$ 10,303,324</b>	<b>\$ 18,175,265</b>	<b>\$ 17,963,130</b>	<b>\$ 17,630,812</b>	<b>\$ 20,083,142</b>	<b>\$ 13,958,642</b>	<b>\$ 14,033,642</b>	<b>\$ 13,383,777</b>	<b>\$ 11,995,999</b>	<b>\$ 11,976,306</b>	<b>\$ 149,504,039</b>



## **2025 Mayor's Recommended Capital Budget**



### **10-Year Capital Project Listing by Major Category**

**City Of Windsor**  
**Capital Project Listing By Major Category (Gross)**  
For Budget Year 2025

<b>Roads Infrastructure</b>													
Page #	Project #	Project Name	2025	2026	2027	2028	2029	2030	2031	2032	2033	2034	Total
315	ECP-002-08	Provincial Rd./Division Rd. Corridor Infrastructure Improvements	14,639,429	8,200,000	0	0	127,408	2,514,014	1,500,000	1,000,000	9,858,778	1,500,000	39,339,629
317	ECP-002-10	Banwell Rd. Infrastructure Improvements	500,000	2,600,832	0	0	0	0	0	0	0	0	3,100,832
319	ECP-003-07	Grand Marais Rd. Infrastructure Improvements	0	0	0	0	0	1,618,808	0	1,909,124	1,172,068	3,755,000	8,455,000
320	ECP-003-08	Howard Avenue Corridor Infrastructure Improvements- S Cameron Boulevard to Herb Gray Parkway	0	2,798,000	9,368,000	0	100,000	1,350,000	0	2,140,000	0	850,000	16,606,000
322	ECP-003-09	Cabana Road Infrastructure Improvements	3,849,659	1,789,360	316,300	0	144,340	450,000	0	2,605,000	0	6,000,000	15,154,659
324	ECP-004-07	Walker Rd. Infrastructure Improvements	0	0	1,200,000	76,805	147,377	252,674	300,000	700,000	1,883,615	8,639,529	13,200,000
326	ECP-005-07	Tecumseh Rd. E. Infrastructure Improvements	0	1,600,000	550,000	550,000	575,000	274,750	2,181,442	400,000	2,100,000	2,500,000	10,731,192
330	ECP-009-07	Intersection Improvements Program	700,000	0	0	250,000	750,000	500,000	400,000	400,000	400,000	400,000	3,800,000
331	ECP-010-07	East Riverside Planning District Infrastructure Improvements	0	0	276,520	1,800,051	4,100,000	0	0	0	0	1,300,000	7,476,571
333	ECP-013-09	La Bella Strada - Erie St. Business Improvement Area Streetscaping (SMP)	0	0	0	0	0	0	0	0	200,000	300,000	500,000
334	ECP-014-07	University Avenue/Victoria Avenue	0	0	0	5,000,000	0	0	0	0	2,000,000	1,000,000	8,000,000
336	ECP-016-07	The Riverside Drive Vista Improvement	2,400,000	1,875,000	4,000,000	910,000	500,000	5,215,000	6,000,000	2,000,000	0	9,500,000	32,400,000
340	ECP-023-07	Parent Ave./McDougall Ave. Storm Sewer (SMP)	500,000	561,000	0	0	230,000	0	5,350,000	500,000	1,000,000	1,200,000	9,341,000
346	EDG-001-11	Lauzon Parkway & Cabana Road East (formerly CR42) Infrastructure Improvements	34,225,321	27,190,237	29,470,369	27,832,114	157,800	5,549,747	3,000,000	7,755,690	2,845,024	31,263,698	169,290,000
348	ENG-001-16	Sixth Concession Rd./North Talbot Rd. Infrastructure Improvements	0	0	0	5,300,000	0	498,000	1,000,000	1,950,000	1,497,000	0	10,245,000
483	ENG-003-17	New Streetlights on Collectors and Arterials	0	100,000	100,000	100,000	100,000	100,000	100,000	100,000	100,000	100,000	900,000
272	ENG-003-23	Banwell / E.C. Row Interchange	22,500,000	22,500,000	5,000,000	0	0	0	0	0	0	0	50,000,000
384	ENG-003-25	Lauzon Parkway Extension - Cabana Road East (formerly CR 42) to Hwy 401	15,000,000	0	0	0	0	0	0	0	0	0	15,000,000
354	ENG-004-23	Dominion - Ojibway to Totten/ Ojibway Storm Outlet	0	0	0	0	444,036	550,000	1,700,000	3,887,017	1,600,000	3,172,376	11,353,429
356	ENG-004-25	Excess Soil Management	150,000	0	0	0	0	0	0	0	0	0	150,000
357	ENG-005-17	Central Box EA Road and Infrastructure Improvements (SMP)	300,000	500,000	0	0	0	0	0	0	0	600,000	1,400,000
359	ENG-006-20	Local Improvement Program	726,282	1,637,000	1,250,000	1,550,000	1,295,000	1,897,436	1,250,000	1,500,000	2,500,000	3,000,000	16,605,718
388	ENG-006-21	Sandwich South Road Network Improvements	0	0	0	8,000,000	2,200,000	150,000	0	0	500,000	2,205,000	13,055,000
391	ENG-007-25	Forest Glade North Secondary Plan Area Servicing	19,818,357	120,015	0	0	718,949	0	0	0	0	0	20,657,321
278	ENG-010-25	Banwell Road Corridor Improvements - South of EC Row to City Limits	0	0	0	0	43,600,000	0	0	0	0	0	43,600,000
406	OPS-001-07	Road Rehabilitation - Various Locations Program	16,130,502	16,000,000	16,000,000	19,292,015	19,645,000	19,145,000	23,542,416	25,510,960	24,469,178	23,600,000	203,335,071
410	OPS-001-11	Minor Alley Maintenance Program	400,000	200,000	200,000	250,000	250,000	250,000	250,000	250,000	260,000	250,000	2,560,000
412	OPS-002-11	Minor Road Deficiencies Rehabilitation Program	4,133,934	3,800,000	3,800,000	3,000,000	3,000,000	3,000,000	3,000,000	3,000,000	3,000,000	3,000,000	32,733,934
414	OPS-002-25	Connecting Links Intake #10 - 2025/2026	0	0	0	352,985	0	0	0	0	0	0	352,985
415	OPS-003-07	Bridge Rehabilitation Program	500,000	2,500,000	2,000,000	1,000,000	1,477,452	2,417,452	2,105,096	2,000,000	2,000,000	2,000,000	18,000,000
488	OPS-003-24	Gateway Signage	500,000	0	0	0	0	0	0	0	0	0	500,000
417	OPS-004-07	Sidewalk Rehabilitation Program	1,357,696	1,500,000	1,500,000	1,500,000	1,500,000	1,500,000	1,500,000	1,500,000	1,730,000	1,500,000	15,087,696
422	OPS-004-23	Local Residential Road Rehabilitation	3,458,057	4,669,873	4,669,873	4,669,873	4,669,873	4,669,873	4,669,873	4,669,873	4,669,873	4,669,873	45,486,914
423	OPS-005-07	Railway Lands Fencing	150,000	150,000	150,000	150,000	150,000	150,000	100,000	100,000	50,000	50,000	1,200,000
426	OPS-006-07	At-Grade Railway Crossings	125,000	125,000	125,000	125,000	125,000	125,000	125,000	125,000	100,000	100,000	1,200,000
489	OPS-007-16	Cabana Rd. Pavement Markings	0	0	0	110,000	0	0	0	0	110,000	0	220,000
428	OPS-007-20	ICIP - City Wide Sidewalks (Intake 1)	355,876	177,939	0	0	0	0	0	0	0	0	533,815
430	OPS-028-18	Concrete Road Panel Repair Program	1,500,000	1,500,000	1,500,000	1,500,000	1,500,000	1,500,000	1,500,000	1,500,000	1,500,000	1,500,000	15,000,000
177	PBG-001-14	Alley Closing Subsidy Pilot Program	40,000	40,000	40,000	40,000	40,000	40,000	0	0	0	0	240,000
<b>Roads Infrastructure Total</b>			<b>143,960,113</b>	<b>102,134,256</b>	<b>81,516,062</b>	<b>83,358,843</b>	<b>87,547,235</b>	<b>53,717,754</b>	<b>59,573,827</b>	<b>65,502,664</b>	<b>65,545,536</b>	<b>113,955,476</b>	<b>856,811,766</b>

**City Of Windsor**  
**Capital Project Listing By Major Category (Gross)**  
For Budget Year 2025

<b>Sewers Infrastructure</b>													
Page #	Project #	Project Name	2025	2026	2027	2028	2029	2030	2031	2032	2033	2034	Total
361	ECP-001-10	Sandwich South Planning Area Stormwater Management Implementation	362,250	2,884,437	0	0	0	0	0	0	0	0	3,246,687
363	ECP-001-24	Municipal Drains – Rehabilitation Implementation and Construction	2,000,000	500,000	500,000	0	600,000	0	0	0	0	1,000,000	4,600,000
364	ECP-004-08	Municipal Drains Program - Drainage Reports and Assessments	336,000	0	0	0	0	600,000	800,000	500,000	0	500,000	2,736,000
366	ECP-005-08	Grand Marais Drain Improvements (Concrete Channel)	0	0	0	0	0	1,098,420	350,000	800,000	500,000	1,500,000	4,248,420
338	ECP-022-07	Prince Rd./Totten St. Storm Sewer Improvements – (SMP)	1,721,250	0	0	1,000,000	0	0	750,000	700,000	1,000,000	2,000,000	7,171,250
368	ECP-028-07	Grand Marais Drain Rehabilitation Program (Existing Naturalized Channel)	0	200,250	999,750	800,000	650,000	150,000	300,000	0	0	500,000	3,600,000
342	ECP-035-07	City Wide Sewer Rehabilitation Program	17,785,576	12,604,299	6,613,550	11,212,249	12,619,500	10,150,000	9,000,000	10,194,705	14,880,000	13,150,000	118,209,879
370	ECP-041-07	New Infrastructure Development - Cost Sharing for Infrastructure (Developer-related)	1,767,200	0	0	200,000	500,000	500,000	500,000	500,000	1,000,000	400,000	5,367,200
372	ENG-001-13	Capital Rehabilitation Program for Little River Steel Retaining Walls	400,000	0	0	0	0	500,000	700,000	1,300,000	1,000,000	6,000,000	9,900,000
350	ENG-001-22	Cameron Ave Storm Trunk Sewer (SMP)	0	0	0	0	0	0	800,000	0	0	0	800,000
374	ENG-002-16	Improvements to Little River Municipal Drain (Lauzon Rd. to VIA Tracks)	50,000	0	0	0	0	0	0	0	780,000	500,000	1,330,000
376	ENG-002-19	Sewer Master Plan Implementation (SMP)	7,091,500	7,587,500	9,997,801	10,645,471	3,012,820	2,311,109	732,799	0	5,000,000	3,000,000	49,379,000
352	ENG-002-22	Jefferson Drainage Area (SMP)	751	0	1,630,000	7,751	0	0	0	750,000	1,000,000	1,000,000	4,388,502
378	ENG-002-25	Trunk Storm Sewers - Sandwich South Lands	0	0	0	0	0	0	0	0	0	500,000	500,000
379	ENG-003-13	Sixth Concession Municipal Drain - Land Acquisition & Capital Improvements	100,000	0	0	0	123,000	0	345,000	0	500,000	0	1,068,000
381	ENG-003-19	New Development- Engineering Studies and EAs	250,000	0	0	540,000	0	0	0	0	300,000	0	1,090,000
383	ENG-003-22	Stormwater Fee Implementation	1,801,000	0	0	0	0	0	0	0	0	0	1,801,000
273	ENG-005-19	Enhanced Flooding Mitigation Program - DMAF 1	17,174,958	13,824,443	10,660,923	8,149,575	9,000,000	6,915,471	4,000,000	4,000,000	4,000,000	4,000,000	81,725,370
387	ENG-005-21	East West Arterial Drain Diversion	0	0	0	0	567,000	0	0	0	5,000,000	1,000,000	6,567,000
275	ENG-005-22	Sandwich Retention Treatment Basin (RTB) - DMAF 4	0	0	3,751,701	5,887,751	8,587,751	11,987,751	12,000,000	13,585,046	0	0	55,800,000
404	ENG-007-16	Basement Flooding Abatement Measures	0	0	4,500,000	4,500,000	4,500,000	4,500,000	4,514,750	4,658,000	4,600,000	3,453,936	35,226,686
390	ENG-007-21	Trunks Sanitary Sewers - Sandwich South Lands	432,800	0	0	0	1,567,200	1,000,000	0	0	0	2,000,000	5,000,000
393	ENG-009-21	Inflow & Infiltration Program (SMP)	75,000	112,500	200,000	200,000	200,000	200,000	200,000	200,000	200,000	220,000	1,807,500
394	ENG-012-20	Capital Improvements to East Riverside Flood Protection Dykes (SMP)	0	0	0	0	500,000	3,779,680	1,000,000	1,000,000	0	500,000	6,779,680
282	ENG-013-20	Sandwich and Prospect Sewer Rehabilitation & Drainage Improvements	0	0	0	0	0	0	0	0	1,000,000	0	1,000,000
398	ENV-001-08	Lou Romano Water Reclamation Plant	7,277,745	5,675,000	5,875,000	2,950,000	2,375,000	2,650,000	3,200,000	2,275,000	2,950,000	2,900,000	38,127,745
395	ENV-002-08	Little River Pollution Control Plant	2,300,000	4,420,000	1,695,000	1,350,000	1,720,000	1,500,000	1,820,000	1,500,000	920,000	1,600,000	18,825,000
401	ENV-003-08	Pumping Stations Maintenance	1,490,000	972,745	3,497,745	580,000	380,000	580,000	600,000	425,000	425,000	425,000	9,375,490
425	OPS-005-19	Gravel Alley Drainage Improvements	0	0	0	200,000	200,000	200,000	200,000	200,000	200,000	700,000	1,900,000
431	OPS-029-18	Curb Replacement Program	300,000	300,000	300,000	300,000	300,000	300,000	300,000	300,000	449,751	819,697	3,669,448
<b>Sewers Infrastructure Total</b>			<b>62,716,030</b>	<b>49,081,174</b>	<b>50,221,470</b>	<b>48,522,797</b>	<b>47,402,271</b>	<b>48,922,431</b>	<b>42,112,549</b>	<b>42,887,751</b>	<b>45,704,751</b>	<b>47,668,633</b>	<b>485,239,857</b>

**City Of Windsor**  
**Capital Project Listing By Major Category (Gross)**  
For Budget Year 2025

<b>Transportation</b>													
<b>Page #</b>	<b>Project #</b>	<b>Project Name</b>	<b>2025</b>	<b>2026</b>	<b>2027</b>	<b>2028</b>	<b>2029</b>	<b>2030</b>	<b>2031</b>	<b>2032</b>	<b>2033</b>	<b>2034</b>	<b>Total</b>
481	ECP-001-07	Citywide Streetlight Rehabilitation & Relocations Including E.C. Row Expressway	1,266,280	1,360,000	1,360,000	1,357,460	1,010,800	1,298,940	870,000	1,120,000	1,000,000	1,000,000	11,643,480
328	ECP-008-07	Pedestrian Safety Improvements	0	100,000	0	100,000	0	100,000	100,000	0	100,000	80,000	580,000
351	ENG-002-17	Bus Bay Program	0	0	100,000	100,000	100,000	100,000	50,000	0	100,000	80,000	630,000
433	FRS-001-07	Fire & Rescue First Response Vehicle Replacement Program	120,000	151,000	3,220,000	8,287,000	6,222,000	294,000	259,000	1,607,000	147,000	1,423,000	21,730,000
47	FRS-004-22	Fire & Rescue Emergency Vehicle Pre-Emption (EVP)	600,000	0	0	0	0	0	0	0	0	0	600,000
471	OPS-001-13	Parking Equipment Replacement Program	113,300	116,699	120,200	123,806	127,520	131,346	135,286	139,345	143,525	147,831	1,298,858
442	OPS-001-17	Fuel Site Equipment Replacement	17,780	0	19,950	50,000	50,000	50,000	50,000	122,200	100,000	171,179	631,109
498	OPS-001-18	School Neighbourhood Policy	50,000	50,000	50,000	100,000	100,000	107,800	0	0	315,000	50,000	822,800
499	OPS-001-19	Pedestrian Crossovers	100,000	100,000	100,000	200,000	100,000	0	0	103,000	320,000	450,000	1,473,000
484	OPS-001-21	Streetlight Pole Replacement Program	442,304	100,000	100,000	638,790	940,450	722,310	501,940	500,000	366,584	366,584	4,678,962
447	OPS-001-23	Fleet Garage Equipment	0	0	0	0	0	0	0	250,000	250,000	390,000	890,000
449	OPS-002-17	Fuel Site Program	50,000	50,000	50,000	25,000	25,000	25,000	25,000	25,000	25,000	28,125	328,125
451	OPS-005-08	Corporate Fleet Replacement Program	1,483,000	2,834,000	4,207,000	1,547,000	3,675,000	2,346,000	2,428,000	5,512,000	4,323,000	4,061,000	32,416,000
490	OPS-008-20	Traffic Signal Upgrades and Replacements	1,778,137	2,430,000	2,330,000	2,100,000	2,100,000	2,100,000	2,100,000	2,100,000	2,100,000	2,100,000	21,238,137
500	OPS-009-07	Transportation Planning Environmental Study Reports (ESRs)	100,000	100,000	0	0	0	0	200,000	45,000	170,000	200,000	815,000
496	OPS-010-07	Advanced Traffic Management System (ATMS) - System Maintenance	400,000	400,000	400,000	400,000	400,000	400,000	400,000	400,000	400,000	400,000	4,000,000
502	OPS-014-07	Citywide Bikeway Development Initiatives	400,000	400,000	100,000	100,000	100,000	100,000	600,000	281,000	670,000	952,500	3,703,500
473	OPS-018-07	Parking Garage Capital Rehabilitation Program	750,000	750,000	750,000	750,000	750,000	750,000	750,000	750,000	750,000	750,000	7,500,000
475	OPS-019-07	New Parking Lot Development	100,000	100,000	100,000	100,000	100,000	100,000	100,000	100,000	100,000	100,000	1,000,000
476	OPS-020-07	Parking Lot Rehabilitation Program	200,000	200,000	200,000	200,000	200,000	200,000	200,000	200,000	200,000	200,000	2,000,000
504	OPS-021-07	Traffic Calming Initiatives	504,384	400,000	250,000	100,000	250,000	250,000	1,140,000	281,000	4,025,168	750,000	7,950,552
464	OPS-022-07	Purchase of Fleet Additions and Upgrades	1,596,000	200,000	150,000	150,000	150,000	150,000	150,000	150,000	150,000	150,000	2,996,000
469	OPS-027-18	Greening the Fleet	50,000	50,000	50,000	50,000	50,000	50,000	250,000	150,000	170,000	256,250	1,126,250
193	TRN-001-07	Transit Windsor Fleet Replacement Program	0	0	0	0	5,200,000	5,200,000	5,200,000	0	3,415,034	3,250,206	22,265,240
195	TRN-001-16	Transit Windsor Fleet Refurbishment/Repair Costs	300,000	300,000	300,000	400,000	400,000	400,000	400,000	500,000	500,000	500,000	4,000,000
197	TRN-001-21	Transit Windsor Master Plan Implementation	0	400,000	0	0	0	0	0	0	0	0	400,000
189	TRN-001-22	Transit Windsor Support Projects	0	0	0	0	0	1,581,963	0	0	0	0	1,581,963
198	TRN-001-25	TW ICIP Grant Funding	2,192,375	3,952,638	6,458,059	6,200,000	418,037	0	0	0	0	0	19,221,109
200	TRN-002-08	TW Hybrid Life Extension	200,000	200,000	200,000	200,000	200,000	200,000	200,000	200,000	200,000	200,000	2,000,000
191	TRN-003-07	Transit Windsor - Shelters/Signage/Amenities Maintenance and Replacement	333,770	53,705	56,390	59,209	62,170	65,278	68,542	71,969	75,568	440,053	1,286,654
202	TRN-004-25	2025 TW Fleet Lifecycle Extension	0	0	0	0	0	0	0	0	0	460,000	460,000
204	TRN-007-21	Support Vehicles	0	0	0	103,382	105,449	107,558	109,709	111,903	117,498	120,000	775,499
<b>Transportation Total</b>			<b>13,147,330</b>	<b>14,798,042</b>	<b>20,671,599</b>	<b>23,441,647</b>	<b>22,836,426</b>	<b>16,830,195</b>	<b>16,287,477</b>	<b>14,719,417</b>	<b>20,233,377</b>	<b>19,076,728</b>	<b>182,042,238</b>

**City Of Windsor**  
**Capital Project Listing By Major Category (Gross)**  
For Budget Year 2025

<b>Parks &amp; Recreation</b>													
Page #	Project #	Project Name	2025	2026	2027	2028	2029	2030	2031	2032	2033	2034	Total
269	ENG-002-14	Riverside Drive Retaining Wall	1,293,371	2,456,629	0	0	0	0	0	0	0	0	3,750,000
284	ENG-014-20	Wildlife Crossing(s) / Eco-passage(s)	0	250,000	0	0	0	0	0	0	0	0	250,000
436	OPS-001-15	Parks Equipment Replacement Program	589,000	787,000	137,000	1,123,000	1,240,000	1,299,000	952,000	1,135,000	1,594,000	2,067,000	10,923,000
70	PFO-001-17	Adult Exercise Equipment	0	0	0	0	0	800,000	250,000	150,000	250,000	0	1,450,000
71	PFO-001-22	Self-Watering Planters	0	0	0	0	0	0	60,000	72,000	72,000	0	204,000
72	PFO-001-24	Lanspeary Super Playground	900,000	1,100,000	500,000	1,500,000	0	0	0	0	0	0	4,000,000
73	PFO-001-25	South Cameron Conceptual Trail Plan	295,000	0	0	0	0	0	0	0	0	500,000	795,000
74	PFO-002-15	Playgrounds Replacement Program	2,226,728	3,053,000	2,000,000	2,000,000	2,300,000	2,000,000	2,163,670	2,000,000	2,553,640	2,553,640	22,850,678
76	PFO-002-21	Parks Drainage Improvements	275,000	300,000	300,000	300,000	300,000	300,000	300,000	300,000	500,000	100,000	2,975,000
77	PFO-002-24	Derwent Park - Cricket Pitch	1,000,000	0	0	0	0	0	0	0	0	500,000	1,500,000
300	PFO-003-15	Central Riverfront Improvement Plan & Civic Esplanade / Plaza	3,785,255	0	1,428,233	1,325,285	15,883,840	1,975,000	1,415,000	2,250,000	2,250,000	1,129,989	31,442,602
78	PFO-003-19	Parks Lighting	100,000	100,000	100,000	100,000	100,000	100,000	500,000	300,000	300,000	800,000	2,500,000
79	PFO-003-20	Holiday Lights Capital Maintenance	50,000	50,000	50,000	0	50,000	0	0	50,000	50,000	50,000	350,000
80	PFO-003-21	Parks Fencing and Railings	0	0	0	0	0	0	225,000	325,000	325,000	0	875,000
81	PFO-003-25	Ford Test Track Parking Lot	125,000	0	0	0	0	0	0	0	0	0	125,000
82	PFO-004-21	Parks Sports Courts Improvements	195,000	0	0	0	0	0	1,239,000	407,000	745,000	0	2,586,000
83	PFO-005-12	Regional Parks Rehabilitation Program	300,000	500,000	600,000	300,000	300,000	300,000	300,000	0	350,000	180,000	3,130,000
85	PFO-005-18	Shorewall Capital Rehabilitation Program	0	0	592,000	113,153	1,086,847	2,295,266	600,000	600,000	592,000	592,000	6,471,266
86	PFO-005-19	Parks & Recreation Service and Infrastructure Program	500,000	0	0	0	0	0	0	0	0	0	500,000
87	PFO-005-20	Natural Areas Management Program	100,000	100,000	100,000	150,000	150,000	150,000	200,000	200,000	200,000	200,000	1,550,000
89	PFO-005-21	Park Splash Pads	0	0	0	0	0	0	1,200,000	500,000	0	0	1,700,000
90	PFO-005-22	New Multi-Use Trails	600,000	0	0	0	0	0	0	500,000	500,000	100,000	1,700,000
91	PFO-006-12	Community Parks Rehabilitation Program	0	800,000	1,600,000	0	0	0	0	0	0	0	2,400,000
93	PFO-006-19	Recycling Silos in Parks	64,000	64,000	64,000	25,000	25,000	25,000	25,000	25,000	25,000	250,000	592,000
94	PFO-006-20	Riverfront Walkway Stabilization	1,500,000	500,000	0	0	389,339	500,000	500,000	610,661	500,000	0	4,500,000
95	PFO-007-11	Tree Maintenance and Urban Forest Enhancement Program	1,994,143	2,080,000	2,080,000	2,080,000	2,080,000	2,080,000	2,080,000	2,100,000	2,080,000	2,280,000	20,934,143
99	PFO-007-12	Neighbourhood Parks Rehabilitation Program	348,000	0	0	100,000	448,000	752,000	400,000	600,000	0	1,410,000	4,058,000
101	PFO-009-12	Park Bridges/Shelters/Buildings/Capital Rehabilitation Program	0	132,000	500,000	300,000	300,000	150,000	500,000	943,000	0	0	2,825,000
103	PFO-009-20	Parks Signage	0	0	0	0	0	0	400,000	100,000	150,000	0	650,000
104	PFO-010-17	Dog Park Development	0	0	0	0	0	0	0	500,000	0	0	500,000
105	PFO-010-20	Park Bench Replacement Program	50,000	50,000	50,000	50,000	50,000	50,000	75,000	100,000	120,000	50,000	645,000
107	PFO-012-12	Park Trails Capital Rehabilitation Program	100,000	450,000	100,000	250,000	450,000	325,000	440,000	440,000	500,000	1,200,000	4,255,000
109	PFO-013-12	Park-Related Parking Lots Capital Upgrades	350,000	500,000	200,000	300,000	300,000	300,000	375,000	900,000	320,000	1,000,000	4,545,000
111	PFO-014-12	Park Community Partnership Initiatives	25,000	0	0	25,000	25,000	25,000	50,000	50,000	50,000	50,000	300,000
113	PFO-015-12	Parks Master Plan	0	125,000	50,000	50,000	0	0	0	0	0	0	225,000
114	PFO-016-12	Parkland Acquisitions	50,000	50,000	50,000	50,000	50,000	50,000	50,000	50,000	50,000	0	450,000
115	PFO-017-12	Playground Equipment Removal & Repair	100,000	100,000	100,000	100,000	100,000	100,000	150,000	50,000	200,000	100,000	1,100,000
124	REC-001-18	Monument and Memorial Capital Repairs	75,000	75,000	75,000	75,000	75,000	0	75,000	75,000	0	0	525,000
125	REC-001-21	Spirit of Windsor Train	0	0	0	0	0	0	50,000	50,000	0	0	100,000
126	REC-002-07	Lakeview Park Marina Rehabilitation Program	200,000	34,000	34,000	275,000	275,000	275,000	835,000	0	0	250,000	2,178,000
117	REC-002-14	Relocation of Sandpoint Beach	0	0	0	0	398,000	1,102,000	0	0	0	0	1,500,000
314	REC-002-21	Adie Knox Herman Reimagining Project	6,378,433	1,699,062	6,076,723	1,309,649	0	0	0	0	0	0	15,463,867
120	REC-003-07	Municipal Pools Refurbishment Program	2,155,201	2,610,000	0	474,000	500,000	500,000	0	187,500	0	100,000	6,526,701
119	REC-003-24	Confidential Recreation & Culture Matter (In-Camera)	0	2,000,000	0	0	0	0	0	0	0	0	2,000,000
122	REC-004-07	Recreation Facility Refurbishment Program	50,000	100,000	50,000	300,000	300,000	300,000	185,000	112,500	0	0	1,397,500
128	REC-004-08	The WFCU Centre Capital Rehabilitation Program	200,000	540,000	790,000	300,000	300,000	300,000	290,000	185,000	2,450,000	1,025,000	6,380,000
129	REC-004-24	South Windsor Community Centre and Library	0	0	0	0	0	500,000	0	0	0	0	500,000

**City Of Windsor**  
**Capital Project Listing By Major Category (Gross)**  
For Budget Year 2025

Parks & Recreation Total

25,974,131	20,605,691	17,626,956	12,975,087	27,476,026	16,553,266	15,884,670	15,867,661	16,726,640	16,487,629	186,177,757
------------	------------	------------	------------	------------	------------	------------	------------	------------	------------	-------------

**City Of Windsor**  
**Capital Project Listing By Major Category (Gross)**  
For Budget Year 2025

**Corporate Property Infrastructure**

Page #	Project #	Project Name	2025	2026	2027	2028	2029	2030	2031	2032	2033	2034	Total
263	ECP-009-08	Corporate Properties Site Assessments/Clean-ups/Demolitions	0	0	0	0	0	0	200,000	200,000	200,000	0	600,000
265	ENG-001-23	Central Library	1,619,775	1,009,589	1,830,636	172,287	1,827,713	0	0	680,000	0	0	7,140,000
266	ENG-001-24	Corporate Heritage Property Maintenance and Refurbishment	750,000	0	915,461	175,000	675,000	1,850,000	1,034,539	1,700,000	100,000	300,000	7,500,000
268	ENG-001-25	Corporate Elevator Modernization	0	0	0	0	0	0	0	0	0	435,000	435,000
270	ENG-002-24	Building Automation System Replacements	50,000	50,000	50,000	975,000	50,000	50,000	600,000	425,000	875,000	250,000	3,375,000
56	ENG-006-17	Windsor International Aquatic Training Centre – Ongoing Capital Maintenance	568,500	1,150,000	150,000	300,000	300,000	300,000	350,000	180,000	1,000,000	2,050,000	6,348,500
58	ENG-007-17	Facility Equipment Replacement Program	50,000	225,000	225,000	100,000	50,000	50,000	50,000	150,000	0	50,000	950,000
277	ENG-008-25	350 City Hall Square Capital Repairs	2,000,000	0	0	0	0	0	0	0	0	0	2,000,000
280	ENG-011-17	400 City Hall Square - Capital Repairs	0	500,000	500,000	100,000	100,000	100,000	100,000	225,000	250,000	150,000	2,025,000
207	FIN-001-15	Sub-Metering - Energy Cost Savings Initiative	30,000	0	0	0	0	0	0	0	0	0	30,000
214	FIN-001-24	Energy Initiatives at City Facilities	0	0	0	0	0	0	0	0	500,000	50,000	550,000
215	FIN-004-18	Enterprise Wide Energy Management System Software	0	0	0	0	0	300,000	0	0	0	0	300,000
22	FRS-001-19	Water Rescue Equipment - Fire & Rescue Division	0	0	0	0	0	50,000	0	0	100,000	0	150,000
24	FRS-001-23	Replacement of Mobile Live Fire Training Unit (MLFTU)	0	0	0	0	0	0	0	850,000	150,000	0	1,000,000
25	FRS-001-24	Fire & Rescue Truck Equipment Replacement	0	0	0	0	0	80,000	0	0	220,000	0	300,000
26	FRS-001-25	WFRS Exhaust Extraction Equipment	0	0	0	0	0	0	0	0	0	100,000	100,000
27	FRS-002-21	Training Towers Stair Replacement	0	200,000	0	0	0	0	0	0	0	0	200,000
29	FRS-002-24	Fire & Rescue Stations Maintenance	20,000	0	0	0	0	20,000	0	0	100,000	100,000	240,000
30	FRS-003-13	Replacement of Fire Station #1 and Headquarters	0	0	0	1,556,816	2,053,008	4,415,925	7,795,986	10,266,893	2,271,372	930,000	29,290,000
32	FRS-003-19	Re-alignment of Fire & Rescue Training & Apparatus Facility	0	0	0	0	0	0	0	0	0	400,000	400,000
34	FRS-003-20	Fire & Rescue Washer Extractor	0	0	0	25,000	0	50,000	0	0	0	50,000	125,000
36	FRS-003-22	Decontamination Unit for Personal Protective Equipment (PPE)	0	40,000	0	0	0	50,000	0	0	0	100,000	190,000
38	FRS-003-24	WFRS - Steel Building Equipment Storage	0	50,000	50,000	0	0	0	0	0	100,000	100,000	300,000
43	FRS-004-07	Firefighter Self-Contained Breathing Apparatus (SCBA) Replacement	0	0	0	0	2,000,000	0	0	0	0	0	2,000,000
39	FRS-005-07	Heavy Hydraulics Replacement-Auto Extrication	0	50,000	0	200,000	0	50,000	0	0	0	0	300,000
49	FRS-006-18	Hoist Replacement	0	0	0	240,000	60,000	0	0	0	0	0	300,000
40	FRS-007-18	Thermal Imaging Camera - Fire & Rescue Services	0	0	0	50,000	50,000	0	0	0	0	50,000	150,000
134	HCP-001-07	Accessibility - ODA Compliance	30,000	30,000	30,000	0	0	250,000	0	0	0	30,000	370,000
60	HCP-002-07	Corporate Facilities Roof Replacement Program	400,000	1,200,000	200,000	1,150,000	2,820,000	1,560,000	1,525,000	2,300,000	1,000,000	1,075,000	13,230,000
285	HCP-002-09	Fire Hall Capital Refurbishment Program	0	0	150,000	0	0	0	0	0	0	0	150,000
286	HCP-005-08	Corporate Facilities Paving Program	100,000	0	100,000	1,000,000	2,550,000	2,500,000	850,000	250,000	600,000	450,000	8,400,000
229	HLD-001-12	Huron Lodge Nursing Equipment Replacement Program	50,000	75,000	75,000	200,000	200,000	200,000	200,000	85,000	260,000	0	1,345,000
243	HLD-001-13	Huron Lodge Beds/Mattresses/Furniture Replacement Program	100,000	200,000	200,000	0	300,000	200,000	100,000	400,000	175,000	0	1,675,000
231	HLD-001-15	Huron Lodge Ceiling Mounted Resident Lift Replacement Program	110,000	120,000	120,000	110,000	0	0	115,000	115,000	100,000	0	790,000
235	HLD-001-17	Huron Lodge Dietary Servery and Cafe Updates and Equipment Replacement	35,000	50,000	50,000	40,000	0	50,000	50,000	0	0	60,000	335,000
237	HLD-001-24	Huron Lodge Kitchen Renovation	0	0	0	0	0	0	0	0	0	505,000	505,000
238	HLD-002-12	Huron Lodge Cooking and Food Preparation Equipment Replacement Program	42,000	45,000	45,000	0	0	50,000	50,000	100,000	0	0	332,000
245	HLD-002-17	Huron Lodge Resident Services Equipment Replacement	0	40,000	150,000	0	0	40,000	60,000	150,000	0	50,000	490,000
239	HLD-003-15	Huron Lodge Dish Machines and Industrial Kitchen Equipment	50,000	50,000	50,000	110,000	70,000	100,000	100,000	0	100,000	0	630,000
240	HLD-004-15	Huron Lodge Refrigeration and Freezer Equipment Replacement	0	175,000	100,000	0	0	250,000	250,000	0	75,000	75,000	925,000
139	HRS-002-08	Corporate Health and Safety Program - Assessments	0	0	0	0	0	117,250	0	0	0	0	117,250
137	HRS-002-09	Accessibility - AODA Standard Training, Materials and Outreach	20,000	20,000	20,000	0	0	0	0	0	0	20,000	80,000
172	LGL-001-20	Provincial Offences Division Renovations 400 City Hall	316,000	316,000	316,000	316,000	316,000	316,000	316,000	258,000	0	0	2,470,000
173	LGL-001-22	Confidential Legal Matter (In-Camera)	1,500,000	1,500,000	1,000,000	0	1,500,000	1,500,000	2,001,982	1,498,018	0	0	10,500,000
174	LGL-002-17	Demolition of Transitional Buildings	100,000	0	0	100,000	100,000	100,000	100,000	0	0	0	500,000

**City Of Windsor**  
**Capital Project Listing By Major Category (Gross)**  
For Budget Year 2025

432	OPS-004-22	Waste Disposal Bins	15,000	15,000	15,000	15,000	15,000	15,000	15,000	15,000	15,000	15,000	150,000
480	OPS-005-22	Orphan Monuments, Gateways and Miscellaneous Installations and Maintenance	25,000	0	0	25,000	25,000	25,000	0	0	0	0	100,000
288	OPS-006-19	Food and Organic Waste Collection and Treatment	254,000	0	0	0	0	0	0	0	0	0	254,000
289	OPS-007-07	Public Works Operations Facilities Refurbishment	25,000	25,000	25,000	100,000	800,000	100,000	25,000	365,000	450,000	500,000	2,415,000
291	PFO-001-12	Corporate Properties Security Systems and Infrastructure	750,000	150,000	150,000	75,000	75,000	75,000	325,000	100,000	450,000	100,000	2,250,000
63	PFO-001-23	Parks & Facilities Maintenance Funding	0	40,000	0	0	0	0	0	100,000	100,000	80,000	320,000
293	PFO-002-12	Facility Structural, Building Envelope and General Exterior Maintenance Program	500,000	100,000	450,000	700,000	950,000	1,450,000	450,000	450,000	500,000	750,000	6,300,000
295	PFO-002-14	Huron Lodge Facility Rehabilitation Program	750,000	750,000	100,000	100,000	100,000	100,000	900,000	900,000	500,000	150,000	4,350,000
297	PFO-002-18	Facility & Parks Building Demolitions	0	100,000	100,000	0	0	0	0	100,000	75,000	0	375,000
64	PFO-002-19	Fountain Restoration and Repairs	7,959,532	8,927,000	1,657,286	0	0	0	0	0	150,000	270,000	18,963,818
298	PFO-003-13	401 Riverside Drive W Capital Refurbishment	0	125,000	125,000	125,000	100,000	100,000	0	125,000	175,000	1,500,000	2,375,000
302	PFO-004-12	Corporate Facilities Building Condition Assessments	0	200,000	200,000	200,000	100,000	100,000	0	0	0	0	800,000
304	PFO-004-20	Windsor Lawn Bowling and Tennis Club Exterior Repairs	0	0	0	100,000	50,000	50,000	0	0	150,000	70,000	420,000
305	PFO-008-21	Corporate Electrical Replacement/Repair Program	0	0	0	750,000	150,000	150,000	150,000	1,000,000	400,000	700,000	3,300,000
306	PFO-009-11	Corporate Mechanical Systems Replacement/Repair Program	1,800,000	1,280,000	750,000	1,050,000	1,550,000	1,850,000	1,250,000	1,000,000	850,000	1,385,000	12,765,000
308	PFO-010-11	Corporate Facilities Interior Renovation Program	50,000	100,000	100,000	750,000	750,000	750,000	395,000	739,689	200,000	500,000	4,334,689
310	PFO-010-21	PW Building Improvements and Upgrades	1,231,923	1,292,452	1,289,452	638,635	0	0	0	0	0	0	4,452,462
312	PFO-011-21	Public Works Truck Wash Bays	0	200,000	0	800,000	0	0	0	0	0	0	1,000,000
66	PFO-013-21	Corporate Pool Equipment Maintenance Program	10,000	1,050,000	0	150,000	0	0	50,000	75,000	140,000	200,000	1,675,000
68	PFO-014-07	Corporate Facilities Health & Safety Compliance	100,000	150,000	150,000	150,000	150,000	150,000	150,000	150,000	150,000	150,000	1,450,000
313	PFO-014-21	Access Control System Replacements	0	0	0	925,000	0	0	550,000	375,000	875,000	0	2,725,000
130	REC-005-07	Corporate Arena Refurbishments	200,000	1,090,000	1,000,000	0	0	0	700,000	0	450,000	1,025,000	4,465,000
3	SAC-001-24	Corporate Security	75,000	0	0	0	0	0	0	0	0	100,000	175,000
4	SAC-001-25	City Hall Square (CHS) Buildings	0	0	0	0	0	0	0	0	0	100,000	100,000
<b>Corporate Property Infrastructure Total</b>			<b>21,686,730</b>	<b>22,690,041</b>	<b>12,438,835</b>	<b>13,573,738</b>	<b>19,836,721</b>	<b>19,514,175</b>	<b>20,808,507</b>	<b>25,327,600</b>	<b>13,806,372</b>	<b>14,975,000</b>	<b>184,657,719</b>



**City Of Windsor**  
**Capital Project Listing By Major Category (Gross)**  
For Budget Year 2025

<b>Corporate Technology</b>													
Page #	Project #	Project Name	2025	2026	2027	2028	2029	2030	2031	2032	2033	2034	Total
209	FIN-001-17	Asset Planning Program Implementation	0	0	250,000	150,000	200,000	150,000	100,000	100,000	50,000	50,000	1,050,000
23	FRS-001-20	Technology Replacements - Emergency Operations Centre (EOC)	0	150,000	150,000	0	0	50,000	0	0	75,000	0	425,000
41	FRS-002-07	Fire & Rescue Computer-aided Dispatch System	0	50,000	0	0	50,000	0	0	50,000	0	0	150,000
45	FRS-004-19	WFRS - Next Gen 911 Telecommunications Rehabilitation Program	1,600,000	0	0	0	0	0	0	0	0	0	1,600,000
227	HLD-001-11	Huron Lodge Point of Care Technology Implementation and upgrades including Wireless and Wired Care	0	0	100,000	0	0	0	500,000	0	0	0	600,000
233	HLD-002-15	Huron Lodge Resident Monitoring & Nurse Bedside Call System	25,000	20,000	20,000	0	120,000	0	20,000	20,000	300,000	90,000	615,000
241	HLD-006-15	Huron Lodge Dietary Management System Maintenance	35,000	0	70,000	0	0	0	50,000	60,000	0	0	215,000
141	ITC-001-08	Information Technology Business Continuity Improvements	100,000	0	0	75,000	50,000	50,000	50,000	50,000	225,000	200,000	800,000
151	ITC-001-09	Corporate Facilities Content Access Improvements	0	0	0	75,000	75,000	50,000	50,000	50,000	50,000	0	350,000
149	ITC-001-12	Fire and Rescue Records Management and Computer Aided Dispatch System Initiatives	0	100,000	100,000	200,000	200,000	200,000	250,000	100,000	0	0	1,150,000
143	ITC-001-13	Corporate Integration of Mobile Technologies	0	0	300,000	50,000	50,000	50,000	675,000	50,000	50,000	300,000	1,525,000
152	ITC-001-19	Funding for Microsoft Software	0	600,000	600,000	900,000	900,000	900,000	200,000	0	0	0	4,100,000
160	ITC-001-22	Data & Insights	200,000	200,000	200,000	50,000	50,000	50,000	50,000	100,000	500,000	550,000	1,950,000
145	ITC-001-25	Corporate Technology Strategic Plan	150,000	0	0	0	0	0	0	0	0	0	150,000
162	ITC-002-07	Corporate Electronic Storage and Retrieval Systems Upgrades	100,000	100,000	100,000	125,000	100,000	100,000	125,000	125,000	250,000	375,000	1,500,000
154	ITC-002-19	Municipal Tax System	0	530,000	0	0	0	0	0	0	0	0	530,000
164	ITC-003-07	Information Technology Network Infrastructure Improvements	200,000	200,000	200,000	200,000	200,000	200,000	270,000	250,000	250,000	400,000	2,370,000
166	ITC-005-07	Corporate Data & Network Security Initiatives	100,000	100,000	100,000	100,000	100,000	100,000	230,000	230,000	380,000	380,000	1,820,000
168	ITC-006-07	Information Technology Disaster Recovery Initiatives	100,000	100,000	100,000	150,000	150,000	150,000	300,000	300,000	400,000	400,000	2,150,000
147	ITC-007-07	Corporate Intranet Redesign & Internet Accessibility Improvements	325,000	0	0	150,000	125,000	150,000	150,000	575,000	275,000	400,000	2,150,000
156	ITC-008-07	Corporate Enterprise Resource Planning (ERP) System	516,696	1,250,000	1,936,048	1,750,000	1,750,000	3,186,504	1,381,921	1,555,000	1,700,000	1,140,000	16,166,169
158	ITC-011-07	AMANDA Information System Upgrades and Improvements	200,000	0	0	250,000	250,000	250,000	250,000	250,000	300,000	360,000	2,110,000
170	ITC-012-07	Corporate Communications Technology	0	50,000	50,000	100,000	100,000	100,000	100,000	300,000	100,000	275,000	1,175,000
445	OPS-001-20	Corporate Fleet Software Systems	50,000	50,000	50,000	50,000	50,000	50,000	50,000	60,000	60,000	100,000	570,000
486	OPS-001-24	Parking Enforcement Licence Plate Recognition	0	0	0	0	0	0	0	0	185,000	0	185,000
487	OPS-003-22	Traffic Asset Management Program	50,000	50,000	50,000	50,000	50,000	50,000	50,000	50,000	50,000	50,000	500,000
478	OPS-004-19	Infor Hansen Infrastructure Management System	0	65,000	65,000	0	0	0	45,000	30,000	128,000	0	333,000
<b>Corporate Technology Total</b>			<b>3,751,696</b>	<b>3,615,000</b>	<b>4,441,048</b>	<b>4,425,000</b>	<b>4,570,000</b>	<b>5,836,504</b>	<b>4,896,921</b>	<b>4,305,000</b>	<b>5,328,000</b>	<b>5,070,000</b>	<b>46,239,169</b>

**City Of Windsor**  
**Capital Project Listing By Major Category (Gross)**  
For Budget Year 2025

<b>Community &amp; Economic Development</b>													
<b>Page #</b>	<b>Project #</b>	<b>Project Name</b>	<b>2025</b>	<b>2026</b>	<b>2027</b>	<b>2028</b>	<b>2029</b>	<b>2030</b>	<b>2031</b>	<b>2032</b>	<b>2033</b>	<b>2034</b>	<b>Total</b>
2	CAO-002-18	New Windsor-Essex Hospital System Plan	6,900,000	6,900,000	6,900,000	6,200,000	0	0	0	0	0	0	26,900,000
133	ECB-039-18	Ward Funds	275,000	0	1,100,000	0	0	0	0	0	0	0	1,375,000
184	ECB-042-18	Theme Districting	0	200,000	0	0	0	0	0	0	2,130,000	0	2,330,000
385	ENG-004-21	Airport Employment Lands Servicing	16,033,554	19,600,000	0	0	0	0	0	0	0	0	35,633,554
281	ENG-011-25	Little River Stormwater Study	250,000	0	0	0	0	0	0	0	0	0	250,000
217	FIN-001-14	Development Charges Study and Bylaw Update	0	0	0	0	60,000	60,000	0	0	75,000	75,000	270,000
210	FIN-001-19	Grant Matching Funding and Mitigating Inflationary Pressures	3,673,945	550,000	5,000,000	3,250,000	3,297,720	1,475,000	1,200,000	400,000	400,000	400,000	19,646,665
212	FIN-001-23	Corporate Inflation Mitigation	999,630	2,662,355	7,517,952	1,980,675	0	0	0	0	0	0	13,160,612
219	HCS-001-07	City Housing Reserve Fund	0	0	0	600,000	600,000	600,000	3,000,000	3,000,000	3,000,000	2,340,000	13,140,000
223	HCS-001-23	H4 Housing Hub	0	5,081,916	5,718,084	8,690,938	509,062	0	0	250,000	250,000	0	20,500,000
136	HRS-001-25	Employee Retention Initiatives	0	0	0	0	0	0	0	0	0	150,000	150,000
176	MAY-001-19	Windsor Works	0	0	0	0	0	3,000,000	3,529,791	0	0	960,000	7,489,791
5	MAY-001-24	Placeholder for Community Safety & Downtown Revitalization	800,000	0	0	0	0	0	0	0	0	0	800,000
179	PBG-001-18	Official Plan Review	0	625,000	0	0	350,000	0	200,000	0	250,000	1,500,000	2,925,000
178	PBG-001-24	Community Improvement Plan (CIP) Review	27,000	120,430	0	0	0	0	0	0	0	0	147,430
180	PBG-002-18	Comprehensive Zoning By-Law	0	0	0	0	0	400,000	0	0	0	300,000	700,000
186	PLN-001-25	Sandwich South Secondary Plans	250,000	250,000	250,000	0	0	0	0	0	0	0	750,000
181	PLN-007-07	Growth Management Plan Review and Implementation	0	0	0	0	100,000	0	200,000	0	0	0	300,000
182	PLN-008-07	Natural Areas Valuation Study	0	100,000	0	0	0	0	0	0	0	0	100,000
183	PLN-010-07	Heritage Preservation Study and Identification of Incentives	0	0	0	0	0	0	159,000	0	0	0	159,000
187	PLN-018-07	Neighbourhood Studies and Design Guidelines	0	0	0	0	0	0	250,000	0	0	200,000	450,000
<b>Community &amp; Economic Development Total</b>			<b>29,209,129</b>	<b>36,089,701</b>	<b>26,486,036</b>	<b>20,721,613</b>	<b>4,916,782</b>	<b>5,535,000</b>	<b>8,538,791</b>	<b>3,650,000</b>	<b>6,105,000</b>	<b>5,925,000</b>	<b>147,177,052</b>

**City Of Windsor**  
**Capital Project Listing By Major Category (Gross)**  
 For Budget Year 2025

<b>Capital Reserve Replenishment</b>			<b>2025</b>	<b>2026</b>	<b>2027</b>	<b>2028</b>	<b>2029</b>	<b>2030</b>	<b>2031</b>	<b>2032</b>	<b>2033</b>	<b>2034</b>	<b>Total</b>
<b>Page #</b>	<b>Project #</b>	<b>Project Name</b>											
213	FIN-009-15	Capital Reserve Replenishment Allocation	0	0	0	40,000	40,000	40,000	40,000	1,540,000	1,540,000	1,540,000	4,780,000
<b>Capital Reserve Replenishment Total</b>			<b>0</b>	<b>0</b>	<b>0</b>	<b>40,000</b>	<b>40,000</b>	<b>40,000</b>	<b>40,000</b>	<b>1,540,000</b>	<b>1,540,000</b>	<b>1,540,000</b>	<b>4,780,000</b>

**City Of Windsor**  
**Capital Project Listing By Major Category (Gross)**  
For Budget Year 2025

<b>Agencies, Boards and Committees (ABC's)</b>													
<b>Page #</b>	<b>Project #</b>	<b>Project Name</b>	<b>2025</b>	<b>2026</b>	<b>2027</b>	<b>2028</b>	<b>2029</b>	<b>2030</b>	<b>2031</b>	<b>2032</b>	<b>2033</b>	<b>2034</b>	<b>Total</b>
248	ECP-010-09	Airport Various Asset Replacement/Refurbishment/Upgrades	1,627,151	1,000,000	2,500,000	0	0	0	115,000	130,000	500,000	700,000	6,572,151
253	ECP-046-07	Airport Drainage and Pavement Improvements	400,000	1,350,000	0	0	0	100,000	100,000	150,000	500,000	500,000	3,100,000
258	ENG-009-25	Airport Runway 07-25	320,000	660,500	0	0	5,944,500	0	0	0	0	0	6,925,000
221	HCS-001-14	Windsor Essex Community Housing Corporation Capital Repair and Renewal	6,337,173	8,001,381	10,209,130	11,832,812	5,340,642	5,340,642	5,340,642	3,379,777	0	0	55,782,199
225	HCS-002-23	Windsor Essex Community Housing Corporation Capital Improvements	0	0	0	0	3,200,000	3,200,000	3,200,000	3,200,000	5,767,999	7,233,306	25,801,305
9	ITC-002-16	Corporate Radio Infrastructure	0	0	1,000,000	1,000,000	1,000,000	1,000,000	1,000,000	1,590,000	1,500,000	0	8,090,000
11	POL-001-09	Windsor Police Service Fleet Replacement/Refurbishment Program	1,668,000	1,668,000	1,668,000	1,668,000	1,668,000	1,668,000	1,668,000	1,668,000	1,668,000	1,668,000	16,680,000
13	POL-001-20	Advanced Analytics and Process Optimization	0	250,000	250,000	640,000	600,000	600,000	0	0	0	0	2,340,000
14	POL-002-19	Windsor Police Service - Specialized Equipment	730,000	875,000	1,300,000	1,050,000	1,100,000	1,020,000	875,000	1,100,000	885,000	850,000	9,785,000
15	POL-003-19	Windsor Police Service - Technology Projects	575,000	675,000	600,000	800,000	500,000	550,000	550,000	250,000	400,000	400,000	5,300,000
17	POL-004-19	Windsor Police Service - Telecommunications	0	0	0	0	0	0	150,000	150,000	325,000	175,000	800,000
19	POL-005-19	Windsor Police Service - Facility Projects	200,000	200,000	100,000	100,000	100,000	100,000	100,000	200,000	200,000	200,000	1,500,000
8	RGC-001-18	Roseland/Little River Golf Courses Asset Replacement/Improvements	250,000	2,759,384	0	0	0	0	0	1,000,000	0	0	4,009,384
7	TRN-005-07	Handi-Transit Bus Acquisitions	0	555,000	155,000	300,000	300,000	300,000	500,000	0	0	0	2,110,000
50	WPL-001-17	Windsor Public Library Refurbishments	46,000	31,000	48,000	0	0	0	138,000	98,000	100,000	100,000	561,000
51	WPL-001-20	WPL Electronic Signs	0	0	0	0	90,000	0	92,000	68,000	0	0	250,000
52	WPL-001-23	Equipment Upgrades	0	0	17,000	0	0	0	0	25,000	0	0	42,000
53	WPL-002-18	Windsor Public Library Materials Acquisitions	150,000	150,000	133,000	200,000	200,000	0	150,000	225,000	150,000	150,000	1,508,000
55	WPL-002-20	Library Self Checkouts	0	0	0	40,000	40,000	80,000	55,000	150,000	0	0	365,000
<b>Agencies, Boards and Committees (ABC's) Total</b>			<b>12,303,324</b>	<b>18,175,265</b>	<b>17,980,130</b>	<b>17,630,812</b>	<b>20,083,142</b>	<b>13,958,642</b>	<b>14,033,642</b>	<b>13,383,777</b>	<b>11,995,999</b>	<b>11,976,306</b>	<b>151,521,039</b>
<b>Grand Total</b>			<b>312,748,483</b>	<b>267,189,170</b>	<b>231,382,136</b>	<b>224,689,537</b>	<b>234,708,603</b>	<b>180,907,967</b>	<b>182,176,384</b>	<b>187,183,870</b>	<b>186,985,675</b>	<b>236,674,772</b>	<b>2,244,646,597</b>

# 2025 Mayor's Recommended Capital Budget



## Capital Project Summaries

## **2025 Mayor's Recommended Capital Budget**



### **Administration & Representation**



# Project Version Summary

<b>Project #</b>	CAO-002-18	<b>Service Area</b>	Administration & Representation
<b>Budget Year</b>	2025	<b>Department</b>	CAO's Office
<b>Asset Type</b>	Unassigned	<b>Division</b>	Administration - CAO's Office
<b>Title</b>	New Windsor-Essex Hospital System Plan		
<b>Budget Status</b>	Mayor's Recommended Budget		
<b>Major Category</b>	Community & Economic Development		
<b>Wards</b>	Ward 9		
<b>Version Name</b>	Main (Active)		

<b>Project Description</b>	Contribution to the reserve fund for the municipality's share of the new Windsor-Essex Hospital System Plan.										
----------------------------	--	--	--	--	--	--	--	--	--	--	--

<b>Version Description</b>											
----------------------------	--	--	--	--	--	--	--	--	--	--	--

<b>Project Comments/Reference</b>	7236000 Reserve Fund 203					<b>Version Comments</b>	PLACEHOLDER: CR282/2016 - R18193: 2025 to 2027 F169 \$6.9M annually- 2028 F169 \$6.2M CR338/2023 C 91/2023: 2025 to 2027 F169 \$6.9M and 2028 F169 \$6.2M to be made available for investment in order to capitalize on current investment yields and considered as being pre-committed for purposes of the 2024 Capital Budget development and balancing.					
-----------------------------------	-----------------------------	--	--	--	--	-------------------------	--	--	--	--	--	--

<b>Project Detailed Forecast</b>											
<b>GL Account</b>	<b>2025</b>	<b>2026</b>	<b>2027</b>	<b>2028</b>	<b>2029</b>	<b>2030</b>	<b>2031</b>	<b>2032</b>	<b>2033</b>	<b>2034</b>	<b>Total</b>
<b>Expenses</b>											
4250 TRANSFER to Reserve Fund	6,900,000	6,900,000	6,900,000	6,200,000	0	0	0	0	0	0	26,900,000
Total	6,900,000	6,900,000	6,900,000	6,200,000	0	0	0	0	0	0	26,900,000
<b>Revenues</b>											
169CF Committed Funding	6,900,000	6,900,000	6,900,000	6,200,000	0	0	0	0	0	0	26,900,000
Total	6,900,000	6,900,000	6,900,000	6,200,000	0	0	0	0	0	0	26,900,000

<b>Related Projects</b>	<b>Historical Approved Budget</b>				<b>Operating Budget Impact</b>		
			<b>Revenue</b>				
	<u>Year</u>	<u>Total Expense</u>	<u>Net City Cost</u>	<u>Subsidies</u>			
	2023	6,900,000	6,900,000	0			
	2024	6,900,000	6,900,000	0			

<b>Year Identified</b>	<b>Start Date</b>	<b>Project Type for 2025</b>	<b>Project Lead</b>	<b>Est. Completion Date</b>
2018	January 1, 2023	Growth: 100.0 % Maintenance: 0.0 %	L. Gregg	2028`



# Project Version Summary

<b>Project #</b>	SAC-001-24	<b>Service Area</b>	Administration & Representation
<b>Budget Year</b>	2025	<b>Department</b>	Corporate Security
<b>Asset Type</b>	Unassigned	<b>Division</b>	Security & Special Activities
<b>Title</b>	Corporate Security		
<b>Budget Status</b>	Mayor's Recommended Budget		
<b>Major Category</b>	Corporate Property Infrastructure		
<b>Wards</b>	City Wide		
<b>Version Name</b>	Main (Active)		

<b>Project Description</b>												
General provision for corporate security measures to be implemented at various City facilities.												
<b>Version Description</b>												
<b>Project Comments/Reference</b>						<b>Version Comments</b>						
<b>Project Detailed Forecast</b>												
<b>GL Account</b>	<b>2025</b>	<b>2026</b>	<b>2027</b>	<b>2028</b>	<b>2029</b>	<b>2030</b>	<b>2031</b>	<b>2032</b>	<b>2033</b>	<b>2034</b>	<b>Total</b>	
<b>Expenses</b>												
5410 Construction Contracts - TCA	75,000	0	0	0	0	0	0	0	0	100,000	175,000	
Total	75,000	0	0	0	0	0	0	0	0	100,000	175,000	
<b>Revenues</b>												
169 Pay As You Go - Capital Reserve	75,000	0	0	0	0	0	0	0	0	100,000	175,000	
Total	75,000	0	0	0	0	0	0	0	0	100,000	175,000	
<b>Related Projects</b>			<b>Historical Approved Budget</b>				<b>Operating Budget Impact</b>					
<b>Year Identified</b>	<b>Start Date</b>	<b>Project Type for 2025</b>		<b>Project Lead</b>			<b>Est. Completion Date</b>					
2024	January 1, 2024	Growth: 0.0 % Maintenance: 0.0 %		Sebastian Pirrone			Ongoing`					





# Project Version Summary

<b>Project #</b>	SAC-001-25	<b>Service Area</b>	Administration & Representation
<b>Budget Year</b>	2025	<b>Department</b>	Corporate Security
<b>Asset Type</b>	Unassigned	<b>Division</b>	Security & Special Activities
<b>Title</b>	City Hall Square (CHS) Buildings		
<b>Budget Status</b>	Mayor's Recommended Budget		
<b>Major Category</b>	Corporate Property Infrastructure		
<b>Wards</b>	City Wide		
<b>Version Name</b>	Main (Active)		

<b>Project Description</b>												
This ongoing project is for capital maintenance/repairs/improvements to the City Hall Square campus buildings. It will include replacement, repairs and improvements of interior fixtures and fit ups.												
<b>Version Description</b>												
<b>Project Comments/Reference</b>						<b>Version Comments</b>						
<b>Project Detailed Forecast</b>												
<b>GL Account</b>	<b>2025</b>	<b>2026</b>	<b>2027</b>	<b>2028</b>	<b>2029</b>	<b>2030</b>	<b>2031</b>	<b>2032</b>	<b>2033</b>	<b>2034</b>	<b>Total</b>	
<b>Expenses</b>												
5410 Construction Contracts - TCA	0	0	0	0	0	0	0	0	0	100,000	100,000	
Total	0	0	0	0	0	0	0	0	0	100,000	100,000	
<b>Revenues</b>												
169 Pay As You Go - Capital Reserve	0	0	0	0	0	0	0	0	0	100,000	100,000	
Total	0	0	0	0	0	0	0	0	0	100,000	100,000	
<b>Related Projects</b>			<b>Historical Approved Budget</b>				<b>Operating Budget Impact</b>					
<b>Year Identified</b>	<b>Start Date</b>	<b>Project Type for 2025</b>		<b>Project Lead</b>			<b>Est. Completion Date</b>					
2025	October 1, 2023	Growth: 0.0 % Maintenance: 0.0 %		Sebastian Pirrone			Ongoing`					



# Project Version Summary

<b>Project #</b>	MAY-001-24	<b>Service Area</b>	Administration & Representation
<b>Budget Year</b>	2025	<b>Department</b>	Mayor's Office
<b>Asset Type</b>	Unassigned	<b>Division</b>	Administration - Mayor's Office
<b>Title</b>	Placeholder for Community Safety & Downtown Revitalization		
<b>Budget Status</b>	Mayor's Recommended Budget		
<b>Major Category</b>	Community & Economic Development		
<b>Wards</b>	Ward 3		
<b>Version Name</b>	Main (Active)		

<b>Project Description</b>	This funding has been set aside as placeholder funding to support Community Safety and Downtown Revitalization Initiatives.											
----------------------------	---	--	--	--	--	--	--	--	--	--	--	--

<b>Version Description</b>												
----------------------------	--	--	--	--	--	--	--	--	--	--	--	--

<b>Project Comments/Reference</b>	7241025						<b>Version Comments</b>	COMMITMENTS: CR197/2024, C 48/2024: 2025 F169 \$800,000					
-----------------------------------	---------	--	--	--	--	--	-------------------------	--	--	--	--	--	--

<b>Project Detailed Forecast</b>												
GL Account	2025	2026	2027	2028	2029	2030	2031	2032	2033	2034	Total	
<b>Expenses</b>												
5410 Construction Contracts - TCA	800,000	0	0	0	0	0	0	0	0	0	800,000	
Total	800,000	0	0	0	0	0	0	0	0	0	800,000	
<b>Revenues</b>												
169CF Committed Funding	800,000	0	0	0	0	0	0	0	0	0	800,000	
Total	800,000	0	0	0	0	0	0	0	0	0	800,000	

<b>Related Projects</b>	<b>Historical Approved Budget</b>				<b>Operating Budget Impact</b>			
			<u>Revenue</u>					
	<u>Year</u>	<u>Total Expense</u>	<u>Net City Cost</u>	<u>Subsidies</u>				
	2024	200,000	200,000	0				

<b>Year Identified</b>	<b>Start Date</b>	<b>Project Type for 2025</b>	<b>Project Lead</b>	<b>Est. Completion Date</b>
2024	January 1, 2024	Growth: 100.0 % Maintenance: 0.0 %	N. Anderson	Ongoing`

## **2025 Mayor's Recommended Capital Budget**



**Agencies, Boards & Committees**



# Project Version Summary

<b>Project #</b>	TRN-005-07	<b>Service Area</b>	Agencies, Boards & Committees
<b>Budget Year</b>	2025	<b>Department</b>	Agencies
<b>Asset Type</b>	Unassigned	<b>Division</b>	External Agencies
<b>Title</b>	Handi-Transit Bus Acquisitions		
<b>Budget Status</b>	Mayor's Recommended Budget		
<b>Major Category</b>	Agencies, Boards and Committees (ABC's)		
<b>Wards</b>	City Wide		
<b>Version Name</b>	Main (Active)		

<b>Project Description</b>	Bus replacement vehicles which have been listed annually on the MTO Forms. Cost is estimated based on previous purchases, however, Handi Transit plans to access the Metrolinx project in order to obtain the best price possible before purchasing.
----------------------------	--

<b>Version Description</b>	
----------------------------	--

<b>Project Comments/Reference</b>	<b>Version Comments</b>
7191019	

<b>Project Detailed Forecast</b>											
GL Account	2025	2026	2027	2028	2029	2030	2031	2032	2033	2034	Total
<b>Expenses</b>											
5110 Machinery & Equipment - TCA	0	555,000	155,000	300,000	300,000	300,000	500,000	0	0	0	2,110,000
Total	0	555,000	155,000	300,000	300,000	300,000	500,000	0	0	0	2,110,000
<b>Revenues</b>											
169 Pay As You Go - Capital Reserve	0	555,000	155,000	300,000	300,000	300,000	500,000	0	0	0	2,110,000
Total	0	555,000	155,000	300,000	300,000	300,000	500,000	0	0	0	2,110,000

<b>Related Projects</b>	<b>Historical Approved Budget</b>				<b>Operating Budget Impact</b>		
	<b>Year</b>	<b>Total Expense</b>	<b>Revenue</b>		<b>Effective Date</b>	<b>Unknown</b>	<b>Exp/(Rev) FTE Impact</b>
			<b>Net City Cost</b>	<b>Subsidies</b>			
							0 0
	2008	440,000	294,000	146,000			Handi-Transit acquired (4) four new buses in 2016, with these new vehicles in the fleet we will have 50% of our fleet that should require minimal maintenance in order to meet and maintain MTO requirements.
	2009	210,000	210,000	0			
	2015	360,000	360,000	0			
	2016	480,000	480,000	0			
	2019	480,000	480,000	0			
	2020	240,000	240,000	0			
	2021	400,000	400,000	0			
	2022	120,000	120,000	0			
	2023	120,000	120,000	0			

<b>Year Identified</b>	<b>Start Date</b>	<b>Project Type for 2025</b>	<b>Project Lead</b>	<b>Est. Completion Date</b>
2007	January 1, 2015	Growth: 0.0 % Maintenance: 0.0 %	Lori Colenutt	Ongoing`



# Project Version Summary

<b>Project #</b>	RGC-001-18	<b>Service Area</b>	Agencies, Boards & Committees
<b>Budget Year</b>	2025	<b>Department</b>	Roseland Golf & Country Club
<b>Asset Type</b>	Unassigned	<b>Division</b>	Roseland Operations
<b>Title</b>	Roseland/Little River Golf Courses Asset Replacement/Improvements		
<b>Budget Status</b>	Mayor's Recommended Budget		
<b>Major Category</b>	Agencies, Boards and Committees (ABC's)		
<b>Wards</b>	Ward 1		
<b>Version Name</b>	Main (Active)		

**Project Description**

In a recent audit of the Roseland Golf and Curling Club by Price Waterhouse Cooper the need to develop a strategic/business plan as well as an asset management plan in conjunction with the City's Asset Planning Department was identified.

The capital budget request provides more immediate capital needs and is supported by reports and conditions of capital assets. Further, the strategic plan completed in 2020 in conjunction with Global Golf Advisors, a third party industry consultant, highlighted that Roseland required capital support to address the aging and inefficient clubhouse.

A new clubhouse will allow Roseland to operate more efficiently and to showcase itself as an updated full service facility, and the only municipally owned Donald Ross designed course in Canada.

**Version Description**

<b>Project Comments/Reference</b>	<b>Version Comments</b>
7184003	

<b>Project Detailed Forecast</b>											
GL Account	2025	2026	2027	2028	2029	2030	2031	2032	2033	2034	Total
<b>Expenses</b>											
5110 Machinery & Equipment - TCA	250,000	2,759,384	0	0	0	0	0	1,000,000	0	0	4,009,384
Total	250,000	2,759,384	0	0	0	0	0	1,000,000	0	0	4,009,384
<b>Revenues</b>											
169 Pay As You Go - Capital Reserve	250,000	2,759,384	0	0	0	0	0	1,000,000	0	0	4,009,384
Total	250,000	2,759,384	0	0	0	0	0	1,000,000	0	0	4,009,384

<b>Related Projects</b>	<b>Historical Approved Budget</b>				<b>Operating Budget Impact</b>	
			<b>Revenue</b>			
	<u>Year</u>	<u>Total Expense</u>	<u>Net City Cost</u>	<u>Subsidies</u>		
	2021	283,616	188,000	95,616		
	2022	2,107,000	2,107,000	0		

<b>Year Identified</b>	<b>Start Date</b>	<b>Project Type for 2025</b>	<b>Project Lead</b>	<b>Est. Completion Date</b>
2018	January 1, 2018	Growth: 100.0 % Maintenance: 0.0 %	Dave Deluzio	Ongoing`



# Project Version Summary

<b>Project #</b>	ITC-002-16	<b>Service Area</b>	Agencies, Boards & Committees
<b>Budget Year</b>	2025	<b>Department</b>	Windsor Police Services
<b>Asset Type</b>	Unassigned	<b>Division</b>	Administration - Police
<b>Title</b>	Corporate Radio Infrastructure		
<b>Budget Status</b>	Mayor's Recommended Budget		
<b>Major Category</b>	Agencies, Boards and Committees (ABC's)		
<b>Wards</b>	City Wide		
<b>Version Name</b>	Main (Active)		

**Project Description**

This capital project is fully funded from the dedicated Radio Reserve Fund 198 ("Radio Reserve"). The Radio Reserve is fully funded by annual contributions from operating departments and agencies who use the corporate radio system. City Finance created a projection model for Radio Reserve Fund 198 ("Radio Reserve") in 2015, and that projection model is reviewed annually to ensure sufficient funding.

The corporate radio system is used by Windsor Police Services, Windsor Fire & Rescue Services, Transit Windsor, various operating departments within the Corporation of the City of Windsor, YQG Airport, the Canada Border Services Agency (CBSA), and is currently being expanded into the Town of Amherstburg to be used by emergency services and operating departments.

**Version Description**

The capital funds are required for system upgrades of infrastructure, end user devices and other equipment not covered under the service agreement with the system vendor. Reserve Fund 198 anticipated and is sufficiently funded for these capital expenditures.

<b>Project Comments/Reference</b>	<b>Version Comments</b>
7215003 7235000	

<b>Project Detailed Forecast</b>											
GL Account	2025	2026	2027	2028	2029	2030	2031	2032	2033	2034	Total
<b>Expenses</b>											
5110 Machinery & Equipment - TCA	0	0	1,000,000	1,000,000	1,000,000	1,000,000	1,000,000	1,590,000	1,500,000	0	8,090,000
Total	0	0	1,000,000	1,000,000	1,000,000	1,000,000	1,000,000	1,590,000	1,500,000	0	8,090,000
<b>Revenues</b>											
198 Pay As You Go Corporate Radios Reserve	0	0	1,000,000	1,000,000	1,000,000	1,000,000	1,000,000	1,590,000	1,500,000	0	8,090,000
Total	0	0	1,000,000	1,000,000	1,000,000	1,000,000	1,000,000	1,590,000	1,500,000	0	8,090,000

<b>Related Projects</b>	<b>Historical Approved Budget</b>				<b>Operating Budget Impact</b>		
			<b>Revenue</b>		<b>Effective Date</b>	<b>Unknown</b>	<b>Exp/(Rev) FTE Impact</b>
	<b>Year</b>	<b>Total Expense</b>	<b>Net City Cost</b>	<b>Subsidies</b>	<b>Description</b>		
	2016	3,415,235	3,415,235	0	The radio system upgrade has resulted in a recommendation for a 2019 operating budget increase (2019-0014) as an increased contribution by various departments, into the Corporate Radio System reserve.	0	0
	2021	3,100,000	3,100,000	0			
2022	3,100,000	3,100,000	0				
2024	2,200,000	2,200,000	0				

<b>Year Identified</b>	<b>Start Date</b>	<b>Project Type for 2025</b>	<b>Project Lead</b>	<b>Est. Completion Date</b>
------------------------	-------------------	------------------------------	---------------------	-----------------------------

2016	January 1, 2016	Growth: 0.0 % Maintenance: 0.0 %	Alex Vucinic	Ongoing`
------	-----------------	-------------------------------------	--------------	----------



# Project Version Summary

<b>Project #</b>	POL-001-09	<b>Service Area</b>	Agencies, Boards & Committees
<b>Budget Year</b>	2025	<b>Department</b>	Windsor Police Services
<b>Asset Type</b>	Unassigned	<b>Division</b>	Administration - Police
<b>Title</b>	Windsor Police Service Fleet Replacement/Refurbishment Program		
<b>Budget Status</b>	Mayor's Recommended Budget		
<b>Major Category</b>	Agencies, Boards and Committees (ABC's)		
<b>Wards</b>	City Wide		
<b>Version Name</b>	Main (Active)		

<b>Project Description</b>
The Police Fleet reserve was initially created per CR162/2008 dated April 14th, 2008 to fund all future replacements of police vehicles and related major equipment components. This reserve ensures service delivery as it relates to these assets are maintained in an effective manner. Funding of the reserve is accomplished through an annual transfer of funds from the Windsor Police operating budget.

<b>Version Description</b>
The fleet replacement schedule is a detailed inventory of major fleet components and related equipment for the organization that is reviewed and updated regularly, and approved by the Windsor Police Services Board. It is based on a six year strategic forecast that is updated annually.

<b>Project Comments/Reference</b>	<b>Version Comments</b>
7091014	

<b>Project Detailed Forecast</b>											
<b>GL Account</b>	<b>2025</b>	<b>2026</b>	<b>2027</b>	<b>2028</b>	<b>2029</b>	<b>2030</b>	<b>2031</b>	<b>2032</b>	<b>2033</b>	<b>2034</b>	<b>Total</b>
<b>Expenses</b>											
5110 Machinery & Equipment - TCA	1,668,000	1,668,000	1,668,000	1,668,000	1,668,000	1,668,000	1,668,000	1,668,000	1,668,000	1,668,000	16,680,000
Total	1,668,000	1,668,000	1,668,000	1,668,000	1,668,000	1,668,000	1,668,000	1,668,000	1,668,000	1,668,000	16,680,000
<b>Revenues</b>											
183 Police Fleet	1,668,000	1,668,000	1,668,000	1,668,000	1,668,000	1,668,000	1,668,000	1,668,000	1,668,000	1,668,000	16,680,000
Total	1,668,000	1,668,000	1,668,000	1,668,000	1,668,000	1,668,000	1,668,000	1,668,000	1,668,000	1,668,000	16,680,000



Related Projects		Historical Approved Budget			Operating Budget Impact				
		Year	Total Expense	Revenue		Effective Date	Unknown	Exp/(Rev)	FTE Impact
				Net City Cost	Subsidies				
		2009	1,100,000	1,100,000	0				
		2010	1,100,000	1,100,000	0				
		2011	1,200,000	1,200,000	0				
		2012	1,200,000	1,200,000	0				
		2013	1,200,000	1,200,000	0				
		2014	1,268,000	1,268,000	0				
		2015	1,268,000	1,268,000	0				
		2016	1,268,000	1,268,000	0				
		2017	1,268,000	1,268,000	0				
		2018	1,268,000	1,268,000	0				
		2019	1,268,000	1,268,000	0				
		2020	1,268,000	1,268,000	0				
		2021	1,268,000	1,268,000	0				
		2022	1,268,000	1,268,000	0				
		2023	1,268,000	1,268,000	0				
		2024	3,668,000	3,668,000	0				
Year Identified	Start Date	Project Type for 2025	Project Lead	Est. Completion Date					
2009	January 1, 2015	Growth: 0.0 % Maintenance: 100.0 %	Barry Horrobin	Ongoing`					



# Project Version Summary

<b>Project #</b>	POL-001-20	<b>Service Area</b>	Agencies, Boards & Committees
<b>Budget Year</b>	2025	<b>Department</b>	Windsor Police Services
<b>Asset Type</b>	Unassigned	<b>Division</b>	Administration - Police
<b>Title</b>	Advanced Analytics and Process Optimization		
<b>Budget Status</b>	Mayor's Recommended Budget		
<b>Major Category</b>	Agencies, Boards and Committees (ABC's)		
<b>Wards</b>	City Wide		
<b>Version Name</b>	Main (Active)		

**Project Description**

Machine learning and artificial intelligence applies advanced analysis and logic-based techniques to interpret events, support and automate decisions, and take actions. Simply, it is the use of advanced computing and logic to improve decisions and processes. A 2019 Gartner CIO Survey shows that the proportion of organizations employing these technologies has "more than tripled from the previous year; 4% versus 14%. Half of the organizations in the survey intend to employ before the end of 2020." Some police services have already implemented machine learning and artificial intelligence technologies successfully, and almost all services have these technologies on their planning radar. These technologies are evolving rapidly, with capabilities predicted to grow exponentially. The opportunities to transform policing operations through these advanced techniques will be significant for the Windsor Police Service and the public. Some examples include enhancements in communications with the public, workload management and predictive staffing, predictive policing, traffic management, investigative processes, public safety; in general, enhanced service delivery. Given the capital budgeting time horizon and the continuous advancements in machine learning and artificial intelligence, it is imperative to set aside capital funds for WPS to keep pace with the modernization of policing. The capabilities of machine learning and artificial intelligence is remarkable; the potential value in the future will be a necessity in policing.

**Version Description**

<b>Project Comments/Reference</b>	<b>Version Comments</b>
-----------------------------------	-------------------------

<b>Project Detailed Forecast</b>											
GL Account	2025	2026	2027	2028	2029	2030	2031	2032	2033	2034	Total
<b>Expenses</b>											
5110 Machinery & Equipment - TCA	0	250,000	250,000	640,000	600,000	600,000	0	0	0	0	2,340,000
Total	0	250,000	250,000	640,000	600,000	600,000	0	0	0	0	2,340,000
<b>Revenues</b>											
169 Pay As You Go - Capital Reserve	0	250,000	250,000	640,000	600,000	600,000	0	0	0	0	2,340,000
Total	0	250,000	250,000	640,000	600,000	600,000	0	0	0	0	2,340,000

<b>Related Projects</b>	<b>Historical Approved Budget</b>	<b>Operating Budget Impact</b>
-------------------------	-----------------------------------	--------------------------------

Year Identified	Start Date	Project Type for 2025	Project Lead	Est. Completion Date
2020	January 1, 2026	Growth: 0.0 % Maintenance: 0.0 %	Matt Caplin	Ongoing`



# Project Version Summary

<b>Project #</b>	POL-002-19	<b>Service Area</b>	Agencies, Boards & Committees
<b>Budget Year</b>	2025	<b>Department</b>	Windsor Police Services
<b>Asset Type</b>	Unassigned	<b>Division</b>	Administration - Police
<b>Title</b>	Windsor Police Service - Specialized Equipment		
<b>Budget Status</b>	Mayor's Recommended Budget		
<b>Major Category</b>	Agencies, Boards and Committees (ABC's)		
<b>Wards</b>	City Wide		
<b>Version Name</b>	Main (Active)		

<b>Project Description</b>	Specialized police equipment including items such as personal protective clothing, use of force options, and investigative enhancements.											
----------------------------	--	--	--	--	--	--	--	--	--	--	--	--

<b>Version Description</b>												
----------------------------	--	--	--	--	--	--	--	--	--	--	--	--

<b>Project Comments/Reference</b>	7197003						<b>Version Comments</b>						
-----------------------------------	---------	--	--	--	--	--	-------------------------	--	--	--	--	--	--

<b>Project Detailed Forecast</b>		2025	2026	2027	2028	2029	2030	2031	2032	2033	2034	Total
<b>GL Account</b>												
<b>Expenses</b>												
5110	Machinery & Equipment - TCA	730,000	875,000	1,300,000	1,050,000	1,100,000	1,020,000	875,000	1,100,000	885,000	850,000	9,785,000
	Total	730,000	875,000	1,300,000	1,050,000	1,100,000	1,020,000	875,000	1,100,000	885,000	850,000	9,785,000
<b>Revenues</b>												
124	Dev Chg - Police	0	0	0	100,000	0	0	0	75,000	75,000	75,000	325,000
195	Police Equipment Reserve	730,000	875,000	1,300,000	950,000	1,100,000	1,020,000	875,000	1,025,000	810,000	775,000	9,460,000
	Total	730,000	875,000	1,300,000	1,050,000	1,100,000	1,020,000	875,000	1,100,000	885,000	850,000	9,785,000

<b>Related Projects</b>	<b>Historical Approved Budget</b>				<b>Operating Budget Impact</b>			
		<b>Revenue</b>						
	<b>Year</b>	<b>Total Expense</b>	<b>Net City Cost</b>	<b>Subsidies</b>				
	2019	180,000	180,000	0				
	2020	100,000	100,000	0				
	2021	335,000	335,000	0				
	2022	150,000	150,000	0				
	2023	725,000	725,000	0				
	2024	2,225,000	2,225,000	0				

<b>Year Identified</b>	<b>Start Date</b>	<b>Project Type for 2025</b>	<b>Project Lead</b>	<b>Est. Completion Date</b>
2019	January 1, 2019	Growth: 0.0 % Maintenance: 100.0 %	Melissa Brindley	Ongoing



# Project Version Summary

<b>Project #</b>	POL-003-19	<b>Service Area</b>	Agencies, Boards & Committees
<b>Budget Year</b>	2025	<b>Department</b>	Windsor Police Services
<b>Asset Type</b>	Unassigned	<b>Division</b>	Administration - Police
<b>Title</b>	Windsor Police Service - Technology Projects		
<b>Budget Status</b>	Mayor's Recommended Budget		
<b>Major Category</b>	Agencies, Boards and Committees (ABC's)		
<b>Wards</b>	City Wide		
<b>Version Name</b>	Main (Active)		

**Project Description**

Technology is transforming the way policing is conducted worldwide. The modernization of policing services, through investments in tech, is proving to be a force-multiplier, on three fronts: 1) Improved Effectiveness – enhancing the analysis and presentation of the large volumes police service data significantly improves strategic planning, operational planning and front-line policing by providing information that links and predicts criminal activities and information; 2) Improved Accountability and Management – the improved understanding and measurement of the effectiveness of policing strategies, tactical decisions and individual performance provides objective evidence to make adjustments and continuous improvement decisions; 3) Improved Efficiencies – modern policing technologies are reducing non-value-adding activities and increasing the time spent on core policing duties. In addition to the force multiplier effect of technology investments, the complexity of criminal activity is increasing exponentially and requires a sophisticated police service with modern capabilities to effectively protect the public. A consistent and predictive capital budgeting model for technology is essential for strategic planning for policing services. WPS must maintain and upgrade existing technologies, and implement of new transformative technologies in order to realize the benefits noted above and to keep pace with trends in policing.

In addition to projects intended to improve effectiveness, accountability and management, and efficiency, every organization, including WPS, has to make investments into maintaining existing infrastructure, systems and security. These technologies are the foundations of an organization that require continuous improvements through upgrades, expansion and replacement. For every technology that is implemented, life cycle planning for sustainability and continuing to meet organizational needs is required.

**Version Description**

<b>Project Comments/Reference</b>	<b>Version Comments</b>
7197004	

**Project Detailed Forecast**

GL Account	2025	2026	2027	2028	2029	2030	2031	2032	2033	2034	Total
<b>Expenses</b>											
5110 Machinery & Equipment - TCA	575,000	675,000	600,000	800,000	500,000	550,000	550,000	250,000	400,000	400,000	5,300,000
Total	575,000	675,000	600,000	800,000	500,000	550,000	550,000	250,000	400,000	400,000	5,300,000
<b>Revenues</b>											
195 Police Equipment Reserve	575,000	675,000	600,000	800,000	500,000	550,000	550,000	250,000	400,000	400,000	5,300,000
Total	575,000	675,000	600,000	800,000	500,000	550,000	550,000	250,000	400,000	400,000	5,300,000

Related Projects		Historical Approved Budget			Operating Budget Impact
			Revenue		
	<b>Year</b>	<b>Total Expense</b>	<b>Net City Cost</b>	<b>Subsidies</b>	
	2019	300,000	300,000	0	
	2020	400,000	400,000	0	
	2021	501,000	501,000	0	
	2022	375,000	375,000	0	
	2023	325,000	325,000	0	
	2024	75,000	75,000	0	
Year Identified	Start Date	Project Type for 2025	Project Lead	Est. Completion Date	
2019	January 1, 2019	Growth: 0.0 % Maintenance: 100.0 %	Matt Caplin	Ongoing`	



# Project Version Summary

<b>Project #</b>	POL-004-19	<b>Service Area</b>	Agencies, Boards & Committees
<b>Budget Year</b>	2025	<b>Department</b>	Windsor Police Services
<b>Asset Type</b>	Unassigned	<b>Division</b>	Administration - Police
<b>Title</b>	Windsor Police Service - Telecommunications		
<b>Budget Status</b>	Mayor's Recommended Budget		
<b>Major Category</b>	Agencies, Boards and Committees (ABC's)		
<b>Wards</b>	City Wide		
<b>Version Name</b>	Main (Active)		

**Project Description**

Effective communications is the most critical aspect of public safety. This consists of communications with the public, communications with patrol officers and WPS staff, and communications with other emergency services. Canada's 911 system is a complex environment of land-based and wireless telephone services, network providers and emergency communications centres. These centres are known as Public Safety Answering Points (PSAP's) and the Windsor Police Service operates the only primary PSAP in our region receiving all 9-1-1 calls for police, fire and ambulance for the City of Windsor and the Town of Amherstburg.

Policing communications is in the midst of a significant and sustained period of transformation, which includes a legislated move to Next Generation 911 (NG911). In the NG911 environment, advanced modern technologies will be leveraged and implemented by service providers and emergency service agencies using a phased in approach. The NG911 environment, will begin with the public making a voice or text calls from any communications device via the Emergency Services Internet Protocol Network (ESInet). The next generation PSAP of the future will also receive photos, video calls, advanced location services, telematics and data from personal safety devices such as medic alert systems and sensors of various types as part of 911 calls.

The framework for this transition began in 2002 when the Canadian Radio-Television and Telecommunications Commission (CRTC) mandated that the national 9-1-1 legacy system be decommissioned in March of 2025. This meant that all emergency communication centres across Canada were required to completely overhaul their 911 systems in advance of the deadline.

On June 30, 2022 the Windsor Police Service reached a major milestone when the PSAP transitioned to an NG911 ready system. By the end of 2024, the service will connect to the ESInet and be fully compliant as an NG911 PSAP well in advance of the CRTC deadline. The Windsor Police Service continues to be a leader in innovation and as an early adopter of Next Generation 9-1-1, continues to provide industry leading service and excellence in service to the citizens of Windsor and the Town of Amherstburg.

All municipalities operating PSAP's are faced with funding the ongoing legislated advancements that will be continuously phased in with NG911, along with the support and lifecycle management of the NG911 assets already purchased. PSAP's are transitioning to high tech operations centres, which is transforming the historic funding requirements for 911.

**Version Description**

This project is in conjunction with Fire's capital project FRS-004-19. The two projects will be jointly executed and funding from both projects is required.

**Project Comments/Reference**

7197005

**Version Comments**

Project Detailed Forecast		2025	2026	2027	2028	2029	2030	2031	2032	2033	2034	Total
<b>GL Account</b>												
<b>Expenses</b>												
5110	Machinery & Equipment - TCA	0	0	0	0	0	0	150,000	150,000	325,000	175,000	800,000
	Total	0	0	0	0	0	0	150,000	150,000	325,000	175,000	800,000
<b>Revenues</b>												
195	Police Equipment Reserve	0	0	0	0	0	0	150,000	150,000	325,000	175,000	800,000
	Total	0	0	0	0	0	0	150,000	150,000	325,000	175,000	800,000
<b>Related Projects</b>		<b>Historical Approved Budget</b>				<b>Operating Budget Impact</b>						
				<b>Revenue</b>								
		<b>Year</b>	<b>Total Expense</b>	<b>Net City Cost</b>	<b>Subsidies</b>							
		2019	100,000	100,000	0							
		2020	525,000	525,000	0							
		2021	450,000	450,000	0							
		2022	400,000	400,000	0							
		2023	425,000	425,000	0							
<b>Year Identified</b>	<b>Start Date</b>	<b>Project Type for 2025</b>		<b>Project Lead</b>			<b>Est. Completion Date</b>					
2019	January 1, 2019	Growth: 0.0 % Maintenance: 0.0 %		Laura Smith/Matt Caplin			Ongoing`					



# Project Version Summary

<b>Project #</b>	POL-005-19	<b>Service Area</b>	Agencies, Boards & Committees
<b>Budget Year</b>	2025	<b>Department</b>	Windsor Police Services
<b>Asset Type</b>	Unassigned	<b>Division</b>	Administration - Police
<b>Title</b>	Windsor Police Service - Facility Projects		
<b>Budget Status</b>	Mayor's Recommended Budget		
<b>Major Category</b>	Agencies, Boards and Committees (ABC's)		
<b>Wards</b>	Ward 2, Ward 3, Ward 8		
<b>Version Name</b>	Main (Active)		

<b>Project Description</b>																																						
Based on an extensive facility master planning process used to identify capital asset requirements at all WPS facilities, a prioritized list of projects have been identified; many of which at our HQ facility. The overall goal is to make physical changes that will meet ever-changing needs for service delivery. Emphasis will be placed on optimizing energy conservation, work productivity, and workplace health and safety. Some specific sub-projects include a reconfiguration of the Stores area to improve warehousing capacity and related efficiencies through modernized shelving and inventory management solutions; overhaul of the security card access system to gain efficiencies and improve overall security; re-purposing of public reception and Patrol Division spaces to meet changing service delivery needs; upgrades to the outdoor firing range; and renovations to various Operational Support and Investigative Division spaces.																																						
<b>Version Description</b>																																						
This overall project is comprised of a number of distinct sub-projects that apply to various locations throughout all WPS facilities – Headquarters, Tilston Training Centre, Sandwich Station, and Jefferson Operational Support Facility																																						
<b>Project Comments/Reference</b>						<b>Version Comments</b>																																
7197006																																						
<b>Project Detailed Forecast</b>																																						
<b>GL Account</b>	<b>2025</b>	<b>2026</b>	<b>2027</b>	<b>2028</b>	<b>2029</b>	<b>2030</b>	<b>2031</b>	<b>2032</b>	<b>2033</b>	<b>2034</b>	<b>Total</b>																											
<b>Expenses</b>																																						
5110 Machinery & Equipment - TCA	200,000	200,000	100,000	100,000	100,000	100,000	100,000	200,000	200,000	200,000	1,500,000																											
Total	200,000	200,000	100,000	100,000	100,000	100,000	100,000	200,000	200,000	200,000	1,500,000																											
<b>Revenues</b>																																						
124 Dev Chg - Police	0	100,000	0	0	0	0	0	0	0	0	100,000																											
195 Police Equipment Reserve	200,000	100,000	100,000	100,000	100,000	100,000	100,000	200,000	200,000	200,000	1,400,000																											
Total	200,000	200,000	100,000	100,000	100,000	100,000	100,000	200,000	200,000	200,000	1,500,000																											
<b>Related Projects</b>			<b>Historical Approved Budget</b>				<b>Operating Budget Impact</b>																															
			<table border="1"> <thead> <tr> <th rowspan="2">Year</th> <th rowspan="2">Total Expense</th> <th colspan="2">Revenue</th> </tr> <tr> <th>Net City Cost</th> <th>Subsidies</th> </tr> </thead> <tbody> <tr> <td>2019</td> <td>200,000</td> <td>200,000</td> <td>0</td> </tr> <tr> <td>2020</td> <td>475,000</td> <td>475,000</td> <td>0</td> </tr> <tr> <td>2021</td> <td>560,000</td> <td>560,000</td> <td>0</td> </tr> <tr> <td>2022</td> <td>340,000</td> <td>340,000</td> <td>0</td> </tr> <tr> <td>2023</td> <td>500,000</td> <td>500,000</td> <td>0</td> </tr> </tbody> </table>				Year	Total Expense	Revenue		Net City Cost	Subsidies	2019	200,000	200,000	0	2020	475,000	475,000	0	2021	560,000	560,000	0	2022	340,000	340,000	0	2023	500,000	500,000	0						
Year	Total Expense	Revenue																																				
		Net City Cost	Subsidies																																			
2019	200,000	200,000	0																																			
2020	475,000	475,000	0																																			
2021	560,000	560,000	0																																			
2022	340,000	340,000	0																																			
2023	500,000	500,000	0																																			
<b>Year Identified</b>	<b>Start Date</b>	<b>Project Type for 2025</b>	<b>Project Lead</b>				<b>Est. Completion Date</b>																															



2019	January 1, 2019	Growth: 0.0 % Maintenance: 100.0 %	Barry Horrobin	Ongoing`
------	-----------------	---------------------------------------	----------------	----------

## 2025 Mayor's Recommended Capital Budget



### Community Services



# Project Version Summary

<b>Project #</b>	FRS-001-19	<b>Service Area</b>	Community Services
<b>Budget Year</b>	2025	<b>Department</b>	Fire & Rescue
<b>Asset Type</b>	Unassigned	<b>Division</b>	Fire Operations
<b>Title</b>	Water Rescue Equipment - Fire & Rescue Division		
<b>Budget Status</b>	Mayor's Recommended Budget		
<b>Major Category</b>	Corporate Property Infrastructure		
<b>Wards</b>	City Wide		
<b>Version Name</b>	Main (Active)		

**Project Description**  
 Within The City of Windsor there is 43.7 kilometers of shoreline of the Detroit River, 12.4 kilometers of shoreline of the Little River, and 8.8 kilometers of the Grand Marais Drain. Additional risks include 50 + acres made up of 6 major bodies of water including Southwood Lakes and Blue Heron to name a few.

**Version Description**  
 Windsor Fire & Rescue introduced overland water Rescue equipment in 2020 due to rising lake levels and recent rain induced flood events. The capabilities to assist during overland flooding events is now in place. Most equipment for this program has a lifecycle of 10 years and will require replacement starting in 2030. This will ensure equipment is up to date with the technology advancements as well as the new Health and Safety requirements as they continually evolve. Further to overland flood response, WFRS is identifying procurement of necessary equipment to take the opportunity and expand the program to include the inland water and ice rescue.  
 Windsor Fire & Rescue 2018-2023 Strategic plan, revealed that external community stakeholders expressed an area of concern that may be a weakness within current delivery system. In priority order #7 on the list, was lack of water and ice rescue service given the proximity to waterways.

<b>Project Comments/Reference</b>	<b>Version Comments</b>
7201019	

<b>Project Detailed Forecast</b>											
GL Account	2025	2026	2027	2028	2029	2030	2031	2032	2033	2034	Total
<b>Expenses</b>											
5111 Machinery & Equipment -Non TCA	0	0	0	0	0	50,000	0	0	100,000	0	150,000
Total	0	0	0	0	0	50,000	0	0	100,000	0	150,000
<b>Revenues</b>											
221 Service Sustainability Investm	0	0	0	0	0	50,000	0	0	100,000	0	150,000
Total	0	0	0	0	0	50,000	0	0	100,000	0	150,000

<b>Related Projects</b>	<b>Historical Approved Budget</b>				<b>Operating Budget Impact</b>			
	<u>Year</u>		<u>Revenue</u>		<u>Year</u>		<u>Revenue</u>	
	<u>Total Expense</u>	<u>Net City Cost</u>	<u>Subsidies</u>	<u>Total Expense</u>	<u>Net City Cost</u>	<u>Subsidies</u>	<u>Total Expense</u>	<u>Net City Cost</u>
	2020	130,000	130,000	0				

<b>Year Identified</b>	<b>Start Date</b>	<b>Project Type for 2025</b>	<b>Project Lead</b>	<b>Est. Completion Date</b>
2019	March 1, 2030	Growth: 0.0 % Maintenance: 0.0 %	Brian Bobbie/Fire Chief Jamie Waffle	Ongoing



# Project Version Summary

<b>Project #</b>	FRS-001-20	<b>Service Area</b>	Community Services
<b>Budget Year</b>	2025	<b>Department</b>	Fire & Rescue
<b>Asset Type</b>	Unassigned	<b>Division</b>	Fire Operations
<b>Title</b>	Technology Replacements - Emergency Operations Centre (EOC)		
<b>Budget Status</b>	Mayor's Recommended Budget		
<b>Major Category</b>	Corporate Technology		
<b>Wards</b>	Ward 9		
<b>Version Name</b>	Main (Active)		

<b>Project Description</b>
The Emergency Operations Centre (EOC) opened in September of 2017 with technology and components that were affordable within the project budget. Reliability and functionality of the equipment declines over time due to improved technology, wear and tear and age. An appropriate EOC, supported by technology is an invaluable asset essential for managing emergencies. The requested funding will ensure the equipment is maintained in good order and replaced before it becomes obsolete or unsupported.

<b>Version Description</b>
The EOC is equipped with high level computer technology like visual, sound and communication equipment among others. Reliable, up to date technology provides safety and security to all internal personnel and community at large to minimize effects of disasters such as tornado, flooding or industrial accidents. All City departments, responder agencies and NGO's may be called upon simultaneously to manage emergency events. These groups require real time information, data sharing and interoperability at the highest level to provide the best service and greatest level of safety to the community. It is essential a replacement plan is established in order to ensure the EOC remains operational and funds are available when equipment needs replacement.
Beyond year 2027 ongoing funding request every three years is scheduled for the replacement or upgrade needs.

<b>Project Comments/Reference</b>	<b>Version Comments</b>
7242003	COMMITMENTS: CR125/2024, C 167/2023: 2026 F221 \$60,000

<b>Project Detailed Forecast</b>												
<b>GL Account</b>	<b>2025</b>	<b>2026</b>	<b>2027</b>	<b>2028</b>	<b>2029</b>	<b>2030</b>	<b>2031</b>	<b>2032</b>	<b>2033</b>	<b>2034</b>	<b>Total</b>	
<b>Expenses</b>												
5110 Machinery & Equipment - TCA	0	150,000	150,000	0	0	50,000	0	0	75,000	0	425,000	
Total	0	150,000	150,000	0	0	50,000	0	0	75,000	0	425,000	
<b>Revenues</b>												
221 Service Sustainability Investm	0	90,000	150,000	0	0	50,000	0	0	75,000	0	365,000	
221CF Committed Funding	0	60,000	0	0	0	0	0	0	0	0	60,000	
Total	0	150,000	150,000	0	0	50,000	0	0	75,000	0	425,000	

<b>Related Projects</b>	<b>Historical Approved Budget</b>	<b>Operating Budget Impact</b>

<b>Year Identified</b>	<b>Start Date</b>	<b>Project Type for 2025</b>	<b>Project Lead</b>	<b>Est. Completion Date</b>
2020	December 31, 2025	Growth: 0.0 % Maintenance: 0.0 %	Emily Bertram/Fire Chief Jamie Waffle	2033`



# Project Version Summary

<b>Project #</b>	FRS-001-23	<b>Service Area</b>	Community Services
<b>Budget Year</b>	2025	<b>Department</b>	Fire & Rescue
<b>Asset Type</b>	Unassigned	<b>Division</b>	Fire Operations
<b>Title</b>	Replacement of Mobile Live Fire Training Unit (MLFTU)		
<b>Budget Status</b>	Mayor's Recommended Budget		
<b>Major Category</b>	Corporate Property Infrastructure		
<b>Wards</b>	Ward 3		
<b>Version Name</b>	Main (Active)		

**Project Description**

In 2017 as per CR438/2017, Report C122/2017, Windsor Fire and Rescue Services (WFRS), along with three sharing partners, purchased a Mobile Live Fire Training Unit (MLFTU) and entered into a shared use agreement. The sharing partners are LaSalle Fire Service, Amherstburg Fire & Rescue and St. Clair College. Remaining lifespan of the MLFTU equipment is another ten years or year 2032 after which a replacement will need to occur. Another shared partnership option will be explored.

**Version Description**

The MLFTU provides all firefighters, regardless of rank, an opportunity to train in a live-fire environment using safety precautions and under an appropriate span of control and supervision. The MLFTU allows for the ability to train in a low risk, controlled environment enabling instructors to emphasize the importance of fire dynamics and the fundamentals of fire behaviour. The MLFTU is constructed of metal and repeatedly subjected to extreme conditions when in use, as a result the unit will not last forever and a plan for replacement must be given consideration and implemented. The current shared agreement with partners has served the community well and it allowed for a cost effective method of providing a safe live-fire training. Desire of all partners is to continue the shared ownership model.

Funding requested is Windsor Fire and Rescue's 2 out of 5 shares or \$400,000 out of total estimated \$1,000,000 cost.

<b>Project Comments/Reference</b>	<b>Version Comments</b>

<b>Project Detailed Forecast</b>											
GL Account	2025	2026	2027	2028	2029	2030	2031	2032	2033	2034	Total
<b>Expenses</b>											
5110 Machinery & Equipment - TCA	0	0	0	0	0	0	0	850,000	150,000	0	1,000,000
Total	0	0	0	0	0	0	0	850,000	150,000	0	1,000,000
<b>Revenues</b>											
221 Service Sustainability Investm	0	0	0	0	0	0	0	250,000	150,000	0	400,000
6735 Recovery Of Expenses EXTERNAL	0	0	0	0	0	0	0	600,000	0	0	600,000
Total	0	0	0	0	0	0	0	850,000	150,000	0	1,000,000

<b>Related Projects</b>	<b>Historical Approved Budget</b>	<b>Operating Budget Impact</b>

Year Identified	Start Date	Project Type for 2025	Project Lead	Est. Completion Date
2023	July 1, 2031	Growth: 0.0 % Maintenance: 0.0 %	Brent Paisley/ Fire Chief Jamie Waffle	2033`



# Project Version Summary

<b>Project #</b>	FRS-001-24	<b>Service Area</b>	Community Services
<b>Budget Year</b>	2025	<b>Department</b>	Fire & Rescue
<b>Asset Type</b>	Unassigned	<b>Division</b>	Fire Operations
<b>Title</b>	Fire & Rescue Truck Equipment Replacement		
<b>Budget Status</b>	Mayor's Recommended Budget		
<b>Major Category</b>	Corporate Property Infrastructure		
<b>Wards</b>	City Wide		
<b>Version Name</b>	Main (Active)		

**Project Description**  
 Windsor Fire and Rescue Services (WFRS) maintains its own fire fleet and the equipment used in operations and service delivery. WFRS has a capital project 7145008 Fire Truck Equipment Purchases that was set up in 2015 with \$346,000 budget. Over the years funding has been utilized for variety of one-time purchases not sustainable through operating budget.

**Version Description**  
 Purchases over the years include Thermal Imaging Cameras, Fire Hoses, Self Contained Breathing Apparatus, High Rise Firefighting kits, Auto Extrication tools, Smoke Curtains, EV fire blankets, etc. The department endeavors to purchase good quality equipment and performs repairs and maintenance to maximize the life of its equipment, however; firefighting equipment is constantly subjected to extreme conditions requiring replacement. Additionally, as new technology and risks arise so does the need for new equipment, for example, the latest purchase of Electric Vehicle Fire Blankets which is a tool that was not needed just a few years ago.  
 Ongoing funding for this project is important to avoid negative operating variance by larger one-time expenditures.

<b>Project Comments/Reference</b>	<b>Version Comments</b>
7145008	

<b>Project Detailed Forecast</b>		2025	2026	2027	2028	2029	2030	2031	2032	2033	2034	Total
<b>GL Account</b>												
<b>Expenses</b>												
5110	Machinery & Equipment - TCA	0	0	0	0	0	80,000	0	0	220,000	0	300,000
	Total	0	0	0	0	0	80,000	0	0	220,000	0	300,000
<b>Revenues</b>												
221	Service Sustainability Investm	0	0	0	0	0	80,000	0	0	220,000	0	300,000
	Total	0	0	0	0	0	80,000	0	0	220,000	0	300,000

<b>Related Projects</b>	<b>Historical Approved Budget</b>				<b>Operating Budget Impact</b>
			<b>Revenue</b>		
	<u>Year</u>	<u>Total Expense</u>	<u>Net City Cost</u>	<u>Subsidies</u>	
	2024	90,000	0	90,000	

<b>Year Identified</b>	<b>Start Date</b>	<b>Project Type for 2025</b>	<b>Project Lead</b>	<b>Est. Completion Date</b>
2024	January 1, 2024	Growth: 0.0 % Maintenance: 0.0 %	Angelo Gertsakis/Brent Paisley	Ongoing



# Project Version Summary

<b>Project #</b>	FRS-001-25	<b>Service Area</b>	Community Services
<b>Budget Year</b>	2025	<b>Department</b>	Fire & Rescue
<b>Asset Type</b>	Unassigned	<b>Division</b>	Fire Operations
<b>Title</b>	WFRS Exhaust Extraction Equipment		
<b>Budget Status</b>	Mayor's Recommended Budget		
<b>Major Category</b>	Corporate Property Infrastructure		
<b>Wards</b>	City Wide		
<b>Version Name</b>	Main (Active)		

<b>Project Description</b>
Firefighters' routine set of tasks, among many others, is to ensure Fire truck is in good working order at any moment in time. This requires the engine to run when checking the functionality of various components of the fire truck. Vehicle exhaust emissions from a cold-start engine can reach toxic levels in only a matter of minutes within a closed building.

<b>Version Description</b>
Exhaust extraction systems are designed specifically for emergency vehicles to remove the exhaust fumes right at the tail pipe, which is the most efficient extraction method. This approach also meets the Health and Safety legislation which requires that diesel particulate from exhaust is removed from work and living areas. From a cancer reduction standpoint this is an important engineering control that must be maintained and replaced so as not become a health and safety issue.
The exhaust extraction system is in every fire station with different useful life remaining. New funding request is to plan for replacement of systems' multiple components.

<b>Project Comments/Reference</b>	<b>Version Comments</b>
NEW	

<b>Project Detailed Forecast</b>											
<b>GL Account</b>	<b>2025</b>	<b>2026</b>	<b>2027</b>	<b>2028</b>	<b>2029</b>	<b>2030</b>	<b>2031</b>	<b>2032</b>	<b>2033</b>	<b>2034</b>	<b>Total</b>
<b>Expenses</b>											
5110 Machinery & Equipment - TCA	0	0	0	0	0	0	0	0	0	100,000	100,000
Total	0	0	0	0	0	0	0	0	0	100,000	100,000
<b>Revenues</b>											
221 Service Sustainability Investm	0	0	0	0	0	0	0	0	0	100,000	100,000
Total	0	0	0	0	0	0	0	0	0	100,000	100,000

<b>Related Projects</b>	<b>Historical Approved Budget</b>	<b>Operating Budget Impact</b>

<b>Year Identified</b>	<b>Start Date</b>	<b>Project Type for 2025</b>	<b>Project Lead</b>	<b>Est. Completion Date</b>
2024	January 1, 2034	Growth: 0.0 % Maintenance: 0.0 %	Angelo Gertsakis/Fire Chief Jamie Waffle	2035`



# Project Version Summary

<b>Project #</b>	FRS-002-21	<b>Service Area</b>	Community Services
<b>Budget Year</b>	2025	<b>Department</b>	Fire & Rescue
<b>Asset Type</b>	Unassigned	<b>Division</b>	Fire Operations
<b>Title</b>	Training Towers Stair Replacement		
<b>Budget Status</b>	Mayor's Recommended Budget		
<b>Major Category</b>	Corporate Property Infrastructure		
<b>Wards</b>	City Wide		
<b>Version Name</b>	Main (Active)		

**Project Description**  
 Firefighter training towers are stand-alone structures that provide a safe means to practice firefighting skills and techniques and to help develop the stamina required to carry, deploy and use firefighting equipment in a realistic environment.

**Version Description**  
 Windsor Fire & Rescue has two training towers, one in need of replacement and requiring substantial repair. The first is a steel standalone scaffolding structure purchased "used" in 2001. At the time of purchase, the tower was already 7 years old and was being used as a "portable" system, which could be erected from city to city for the Firefighter Combat Challenge competitions. Windsor Fire purchased this and erected it as a permanent structure supported by guide wires to provide WFRS with a means to provide training that replicates the demands of performing firefighting duties that require ascending/descending while wearing firefighting gear and using heavy bulky tools and equipment. The tower is past its useful life and requires visual inspections before and during each use, particularly when inclement weather occurs such as strong winds, heavy rain, or snow accumulation. An engineering company performs an annual inspection and extensive repairs are incurred typically each year by a certified contractor; maintenance has become costly and time-consuming.  
 The second training tower is a 3-story burn building located at Station 4 and is utilized for smoke removal, ventilation, and search & rescue training. A steel staircase, located on the exterior and required to access the upper levels of the tower has been inspected and condemned for use above the second story. Access to the third story and roof is restricted and the costly repairs are merely deemed to be a short-term solution, therefore a replacement funding is needed.  
 Funds for the replacement/repair of the respective towers are accelerated to year 2024 to ensure that the required training for firefighting personnel and new recruits continues uninterrupted and without risk of failure or accident.

<b>Project Comments/Reference</b>	<b>Version Comments</b>
7234002	COMMITMENTS: B5/2023 C 26/2023: 2026 F221 \$200,000

<b>Project Detailed Forecast</b>											
GL Account	2025	2026	2027	2028	2029	2030	2031	2032	2033	2034	Total
<b>Expenses</b>											
5110 Machinery & Equipment - TCA	0	200,000	0	0	0	0	0	0	0	0	200,000
Total	0	200,000	0	0	0	0	0	0	0	0	200,000
<b>Revenues</b>											
221CF Committed Funding	0	200,000	0	0	0	0	0	0	0	0	200,000
Total	0	200,000	0	0	0	0	0	0	0	0	200,000

<b>Related Projects</b>	<b>Historical Approved Budget</b>	<b>Operating Budget Impact</b>



<b>Year Identified</b>	<b>Start Date</b>	<b>Project Type for 2025</b>	<b>Project Lead</b>	<b>Est. Completion Date</b>
2021	May 1, 2026	Growth: 0.0 % Maintenance: 0.0 %	Fire Chief Jamie Waffle	2026`



# Project Version Summary

<b>Project #</b>	FRS-002-24	<b>Service Area</b>	Community Services
<b>Budget Year</b>	2025	<b>Department</b>	Fire & Rescue
<b>Asset Type</b>	Unassigned	<b>Division</b>	Fire Operations
<b>Title</b>	Fire & Rescue Stations Maintenance		
<b>Budget Status</b>	Mayor's Recommended Budget		
<b>Major Category</b>	Corporate Property Infrastructure		
<b>Wards</b>	City Wide		
<b>Version Name</b>	Main (Active)		

**Project Description**  
 Windsor Fire and Rescue Services (WFRS) is comprised of 7 Fire stations, Apparatus and Training facility. Stations vary in age with the newest stations #5 & #6 built in 2017 and the oldest stations #1 & #4 built in 1960's. Stations are a home base where firefighters reside 24 hours 7 days a week and are deployed as teams when called upon adhering to the set response times and delivery of appropriate services like fire attack, medical emergencies, automobile accidents etc.

**Version Description**  
 WFRS facilities have limited resources available for maintenance of its facilities. Corporate facilities is responsible for buildings and integrated systems such as heating, cooling, plumbing etc. The second funding source is WFRS' own operating budget of \$30,000 to maintain stations internal fixtures like appliances, furniture, as well as external landscaping. Only items that are in dire need are replaced, other items are repaired or somehow improvised to extend far beyond the item's realistic usable life. New stations built over the last 8 years helped to reduce building and component repairs so that the existing budget could be used to support the older stations, however; the newer stations are now in need of furniture replacements and increased maintenance creating additional pressure on the budget. The demand placed on appliances and furnishings is such that industrial /commercial items make the most sense. While these items are more expensive to purchase, they can withstand the physical demands placed on them and last many times longer than less expensive residential quality items would.

<b>Project Comments/Reference</b>	<b>Version Comments</b>
7239002	

<b>Project Detailed Forecast</b>		2025	2026	2027	2028	2029	2030	2031	2032	2033	2034	Total
<b>GL Account</b>												
<b>Expenses</b>												
5130	Furniture & Furnishings	20,000	0	0	0	0	20,000	0	0	100,000	100,000	240,000
	Total	20,000	0	0	0	0	20,000	0	0	100,000	100,000	240,000
<b>Revenues</b>												
221	Service Sustainability Investm	20,000	0	0	0	0	20,000	0	0	100,000	100,000	240,000
	Total	20,000	0	0	0	0	20,000	0	0	100,000	100,000	240,000

<b>Related Projects</b>	<b>Historical Approved Budget</b>	<b>Operating Budget Impact</b>

Year Identified	Start Date	Project Type for 2025	Project Lead	Est. Completion Date
2024	January 1, 2024	Growth: 0.0 % Maintenance: 100.0 %	Angelo Gertsakis/Fire Chief Jamie Waffle	Ongoing`



# Project Version Summary

<b>Project #</b>	FRS-003-13	<b>Service Area</b>	Community Services
<b>Budget Year</b>	2025	<b>Department</b>	Fire & Rescue
<b>Asset Type</b>	Unassigned	<b>Division</b>	Fire Operations
<b>Title</b>	Replacement of Fire Station #1 and Headquarters		
<b>Budget Status</b>	Mayor's Recommended Budget		
<b>Major Category</b>	Corporate Property Infrastructure		
<b>Wards</b>	Ward 3, City Wide		
<b>Version Name</b>	Main (Active)		

**Project Description**

The current building for Station #1 and HQ was built in 1967 and is in poor condition. WFRS has outgrown the building, which fails to meet accessibility standards and requires constant repairs that are costly and only serve as stopgap measures. At the end of 2023, Windsor Fire and Rescue completed a Fire Master Plan which was brought to council in 2024. The recommendations identify that due to the state of some of the department's infrastructure along with Windsor's current population and economic growth, restructuring some of the divisions and upgrading physical assets is needed.

**Version Description**

Currently Station 1/HQ is experiencing failure of systems that often take long time to be repaired due to difficulty in acquiring parts. The aging boiler system fails regularly which requires fire crews to go without hot water for extended periods while awaiting repair(s). Significant rains often lead to flooding of the basement where much of technology used in the building is located.

Despite limited availability, a suitable property for new Station 1/HQ was acquired by the City in August 2024. This project will allow for a new build of a modern headquarters (Station 1, Administration and Fire Prevention division) that meets the departments future needs.

Project Comments/Reference	Version Comments
7223001	COMMITMENTS: CR273/2024 IN-CAMERA: 2028 F221 \$1,556,816

Project Detailed Forecast											
GL Account	2025	2026	2027	2028	2029	2030	2031	2032	2033	2034	Total
<b>Expenses</b>											
5410 Construction Contracts - TCA	0	0	0	1,556,816	2,053,008	4,415,925	7,795,986	10,266,893	2,271,372	930,000	29,290,000
Total	0	0	0	1,556,816	2,053,008	4,415,925	7,795,986	10,266,893	2,271,372	930,000	29,290,000
<b>Revenues</b>											
169 Pay As You Go - Capital Reserve	0	0	0	0	0	3,477,917	6,402,559	4,379,524	0	0	14,260,000
221 Service Sustainability Investm	0	0	0	0	2,053,008	938,008	1,393,427	5,887,369	2,271,372	930,000	13,473,184
221CF Committed Funding	0	0	0	1,556,816	0	0	0	0	0	0	1,556,816
Total	0	0	0	1,556,816	2,053,008	4,415,925	7,795,986	10,266,893	2,271,372	930,000	29,290,000

Related Projects		Historical Approved Budget			Operating Budget Impact				
		Year	Total Expense	Revenue		Effective Date	Unknown	Exp/(Rev)	FTE Impact
				Net City Cost	Subsidies				
		2022	200,000	200,000	0				
		2023	1,127,483	1,127,483	0				
		2024	372,517	372,517	0				
							Change to the annual Operating budget for Utilities may be required.		
Year Identified	Start Date	Project Type for 2025		Project Lead	Est. Completion Date				
2013	April 1, 2025	Growth: 0.0 % Maintenance: 0.0 %		Fire Chief Jamie Waffle	2033				



# Project Version Summary

<b>Project #</b>	FRS-003-19	<b>Service Area</b>	Community Services
<b>Budget Year</b>	2025	<b>Department</b>	Fire & Rescue
<b>Asset Type</b>	Unassigned	<b>Division</b>	Fire Operations
<b>Title</b>	Re-alignment of Fire & Rescue Training & Apparatus Facility		
<b>Budget Status</b>	Mayor's Recommended Budget		
<b>Major Category</b>	Corporate Property Infrastructure		
<b>Wards</b>	Ward 3		
<b>Version Name</b>	Main (Active)		

<b>Project Description</b>											
<p>Windsor Fire and Rescue Services completed a Fire Master Plan approved in 2024. Within the plan, recommendations identify that the age and condition of WFRS' present facilities and Windsor's current population and economic growth necessitate updating the Apparatus and Training divisions to meet future requirements. The Fire Management team agrees with the Fire Master Plan recommendation to re-locate the training &amp; apparatus divisions with appropriate facilities to the east end (Lauzon &amp; Hwy 42).</p> <p>Windsor Fire &amp; Rescue Services (WFRS) identified the need to evaluate and enhance current training practices, facilities and equipment to meet the increasing demands the department is facing. Additionally, this project plays a critical role in ability to pursue, achieve and maintain accreditation with the CFAI (Commission on Fire Accreditation International) to better serve our community and to embrace excellence.</p>											
<b>Version Description</b>											
<p>Currently the apparatus and training divisions share a facility which is overcrowded and dated. Training division has one small classroom, which is an open and shared space with the Apparatus division causing disruptions to the work of both divisions. The training division requires new space to accommodate 2 appropriately sized classrooms that can provide in-service training and can be run concurrently with specific classes such as recruit, officer, auto-x, medical and other specialty programs. Furthermore, opportunities for live burn training exercises are limited due to the proximity of neighboring businesses as the smoke generated from these drills affects their operations and staff.</p> <p>The maintenance requirements on new fire apparatus becomes more involved as technology advances. An annual inspection on an aerial truck now takes one and a half times longer than before. As each vehicle requires more time in the shop for routine maintenance the need for additional space to accomplish day to day and emergency repairs is essential otherwise frontline emergency vehicles will remain out of service longer than necessary.</p> <p>This funding serves as seed money for the project to facilitate operational needs of the WFRS as well as consider City's east end future growth.</p>											
<b>Project Comments/Reference</b>						<b>Version Comments</b>					

<b>Project Detailed Forecast</b>											
GL Account	2025	2026	2027	2028	2029	2030	2031	2032	2033	2034	Total
<b>Expenses</b>											
5410 Construction Contracts - TCA	0	0	0	0	0	0	0	0	0	400,000	400,000
Total	0	0	0	0	0	0	0	0	0	400,000	400,000
<b>Revenues</b>											
221 Service Sustainability Investm	0	0	0	0	0	0	0	0	0	400,000	400,000
Total	0	0	0	0	0	0	0	0	0	400,000	400,000

Related Projects		Historical Approved Budget		Operating Budget Impact
Year Identified	Start Date	Project Type for 2025	Project Lead	Est. Completion Date
2019	March 1, 2030	Growth: 0.0 % Maintenance: 0.0 %	Fire Chief Jamie Waffle	2035`



# Project Version Summary

<b>Project #</b>	FRS-003-20	<b>Service Area</b>	Community Services
<b>Budget Year</b>	2025	<b>Department</b>	Fire & Rescue
<b>Asset Type</b>	Unassigned	<b>Division</b>	Fire Operations
<b>Title</b>	Fire & Rescue Washer Extractor		
<b>Budget Status</b>	Mayor's Recommended Budget		
<b>Major Category</b>	Corporate Property Infrastructure		
<b>Wards</b>	Ward 9, Ward 10		
<b>Version Name</b>	Main (Active)		

<b>Project Description</b>
<p>A Washer Extractor is a commercial clothes washing machine designed to accommodate heavy duty clothing such as bunker gear and extracts contaminants from the garment more effectively than regular washing machines. Bunker Gear, sometimes referred to as turnout gear, is the pant and coat ensemble worn by firefighters that protects their body from thermal injury when fighting a fire and is worn with other items to provide full body and respiratory protection for firefighters.</p> <p>Regular cleaning through the utilization of an extractor washer is part of NFPA 1851 – Standard on Selection Care and Maintenance of Protective Ensembles for Structural Fire Fighting and Proximity Fire Fighting. Clean bunker gear is an essential part of WFRS’ cleaning and maintenance program which is aimed at reducing workplace exposures to the carcinogens generated at every fire.</p>

<b>Version Description</b>
<p>Clean firefighting gear is one of the most effective ways to reduce exposure to fire borne carcinogens. When the gear is not cleaned properly, the carcinogens generated by a fire remain on the gear thus exposing the wearer until the gear is eventually cleaned. WFRS requires firefighters to clean gear regularly especially after operating at a fire where the gear has been contaminated. It is not uncommon for a washer extractor to be used for multiple washing cycles daily.</p> <p>The use of a washer extractor is a critical component of the department’s overall cleaning and maintenance program for bunker gear. In addition to regular in-house cleaning, NFPA 1851 requires the gear to be sent to a certified third-party service provider for inspection and repairs.</p>

<b>Project Comments/Reference</b>	<b>Version Comments</b>
	Replacement of a Washer Extractor is planned for each unit at the end of its useful life (10 years).

<b>Project Detailed Forecast</b>												
<b>GL Account</b>	<b>2025</b>	<b>2026</b>	<b>2027</b>	<b>2028</b>	<b>2029</b>	<b>2030</b>	<b>2031</b>	<b>2032</b>	<b>2033</b>	<b>2034</b>	<b>Total</b>	
<b>Expenses</b>												
5111 Machinery & Equipment -Non TCA	0	0	0	25,000	0	50,000	0	0	0	50,000	125,000	
Total	0	0	0	25,000	0	50,000	0	0	0	50,000	125,000	
<b>Revenues</b>												
169 Pay As You Go - Capital Reserve	0	0	0	0	0	50,000	0	0	0	0	50,000	
221 Service Sustainability Investm	0	0	0	25,000	0	0	0	0	0	50,000	75,000	
Total	0	0	0	25,000	0	50,000	0	0	0	50,000	125,000	

<b>Related Projects</b>	<b>Historical Approved Budget</b>	<b>Operating Budget Impact</b>

<b>Year Identified</b>	<b>Start Date</b>	<b>Project Type for 2025</b>	<b>Project Lead</b>	<b>Est. Completion Date</b>

2020	July 1, 2028	Growth: 0.0 % Maintenance: 0.0 %	Angelo Gertsakis/Fire Chief Jamie Waffle	Ongoing`
------	--------------	-------------------------------------	---	----------





# Project Version Summary

<b>Project #</b>	FRS-003-22	<b>Service Area</b>	Community Services
<b>Budget Year</b>	2025	<b>Department</b>	Fire & Rescue
<b>Asset Type</b>	Unassigned	<b>Division</b>	Fire Operations
<b>Title</b>	Decontamination Unit for Personal Protective Equipment (PPE)		
<b>Budget Status</b>	Mayor's Recommended Budget		
<b>Major Category</b>	Corporate Property Infrastructure		
<b>Wards</b>	City Wide		
<b>Version Name</b>	Main (Active)		

**Project Description**

When fighting a fire, protective gear including SCBA, helmets, face pieces, boots and gloves (PPE) are worn in conjunction with bunker gear to provide full protection of a firefighter's torso, extremities, head and respiratory system. While fighting fires, these items become contaminated with soot and the products of combustion, all of which are known carcinogens. Proper cleaning and decontamination of all protective gear worn by a firefighter is the best way to reduce exposure to products generated at a fire.

**Version Description**

Other than bunker gear, firefighters currently clean their personal protective equipment by hand. Hand cleaning is time consuming, and the overall effectiveness varies from one firefighter to the next. In the last several years automated decontamination units have become available. These units are capable of cleaning all surfaces no matter how hard to reach they may be and provide thorough and consistent results every time. These units use water temperature, time and chemo-mechanical action to provide exceptional cleaning while also utilizing a charcoal filter system that creates the cleanest wash water possible by stopping the contaminants from ever leaving the filter system. With cancer rates on the rise among firefighters, a way to reduce the risks associated with contaminated gear is much desired.

WFRS currently owns one decontamination unit purchased in 2021 by a grant from Firehouse Subs Public Safety Foundation of Canada as per CAO 220/2021. The results from this unit have been exceptional however one machine does not meet the demands of the department.

The funding request is for the purchase of additional units to increase the department's ability to clean more PPE mechanically rather than by hand.

<b>Project Comments/Reference</b>	<b>Version Comments</b>

<b>Project Detailed Forecast</b>											
GL Account	2025	2026	2027	2028	2029	2030	2031	2032	2033	2034	Total
<b>Expenses</b>											
5110 Machinery & Equipment - TCA	0	40,000	0	0	0	50,000	0	0	0	100,000	190,000
Total	0	40,000	0	0	0	50,000	0	0	0	100,000	190,000
<b>Revenues</b>											
169 Pay As You Go - Capital Reserve	0	0	0	0	0	50,000	0	0	0	0	50,000
221 Service Sustainability Investm	0	40,000	0	0	0	0	0	0	0	100,000	140,000
Total	0	40,000	0	0	0	50,000	0	0	0	100,000	190,000

<b>Related Projects</b>	<b>Historical Approved Budget</b>	<b>Operating Budget Impact</b>

<b>Year Identified</b>	<b>Start Date</b>	<b>Project Type for 2025</b>	<b>Project Lead</b>	<b>Est. Completion Date</b>
2022	January 31, 2026	Growth: 0.0 % Maintenance: 0.0 %	Angelo Gertsakis/Fire Chief Jamie Waffle	Ongoing`



# Project Version Summary

<b>Project #</b>	FRS-003-24	<b>Service Area</b>	Community Services
<b>Budget Year</b>	2025	<b>Department</b>	Fire & Rescue
<b>Asset Type</b>	Unassigned	<b>Division</b>	Fire Operations
<b>Title</b>	WFRS - Steel Building Equipment Storage		
<b>Budget Status</b>	Mayor's Recommended Budget		
<b>Major Category</b>	Corporate Property Infrastructure		
<b>Wards</b>	Ward 8		
<b>Version Name</b>	Main (Active)		

<b>Project Description</b>												
Windsor Fire & Rescue Services (WFRS) 2018 - 2023 Strategic plan identified the need to evaluate and enhance current training practices, facilities and equipment. This will help achieve and maintain accreditation with the CFAI (Commission on Fire Accreditation International) to better serve our community and to embrace excellence. Since 2018, through Capital budget and other funding resources (eg. Fire Training Reserve, Hazmat and USAR grants) additional equipment has been acquired that is vital in providing firefighters with training that keeps them safe while mitigating emergency situations in the community.												
<b>Version Description</b>												
WFRS Apparatus facility is located on Kew Drive and while property is large enough, the enclosed space required to keep equipment safe and weather protected is unavailable. Some of the equipment currently sitting outside are training trailers, lift truck, survival trailer, forcible entry prop, etc. The useful life of equipment can be significantly prolonged and cost of maintenance reduced by storing the equipment indoors. The enclosure would also keep expensive equipment away from the public eye preventing the motivation for vandalism or theft as area has recently grown in population.												
<b>Project Comments/Reference</b>						<b>Version Comments</b>						
<b>Project Detailed Forecast</b>												
<b>GL Account</b>	<b>2025</b>	<b>2026</b>	<b>2027</b>	<b>2028</b>	<b>2029</b>	<b>2030</b>	<b>2031</b>	<b>2032</b>	<b>2033</b>	<b>2034</b>	<b>Total</b>	
<b>Expenses</b>												
5410 Construction Contracts - TCA	0	50,000	50,000	0	0	0	0	0	100,000	100,000	300,000	
Total	0	50,000	50,000	0	0	0	0	0	100,000	100,000	300,000	
<b>Revenues</b>												
169 Pay As You Go - Capital Reserve	0	0	0	0	0	0	0	0	100,000	100,000	200,000	
6310 Ontario Specific Grants	0	50,000	50,000	0	0	0	0	0	0	0	100,000	
Total	0	50,000	50,000	0	0	0	0	0	100,000	100,000	300,000	
<b>Related Projects</b>			<b>Historical Approved Budget</b>				<b>Operating Budget Impact</b>					
<b>Year Identified</b>	<b>Start Date</b>	<b>Project Type for 2025</b>		<b>Project Lead</b>			<b>Est. Completion Date</b>					
2024	January 1, 2024	Growth: 0.0 % Maintenance: 0.0 %		Fire Chief Jamie Waffle			2034`					



# Project Version Summary

<b>Project #</b>	FRS-005-07	<b>Service Area</b>	Community Services
<b>Budget Year</b>	2025	<b>Department</b>	Fire & Rescue
<b>Asset Type</b>	Unassigned	<b>Division</b>	Fire Operations
<b>Title</b>	Heavy Hydraulics Replacement-Auto Extrication		
<b>Budget Status</b>	Mayor's Recommended Budget		
<b>Major Category</b>	Corporate Property Infrastructure		
<b>Wards</b>	City Wide		
<b>Version Name</b>	Main (Active)		

**Project Description**  
 The replacement plan for auto extrication tools and industrial accident heavy hydraulics is directly related to the life cycle of the equipment. WFRS currently has 4 auto extrication units. In 2023 there were 177 vehicle accidents where people were trapped out of which 68 required extrication tools be utilized. Additionally, firefighters use the equipment regularly for training purposes.

**Version Description**  
 Heavy hydraulic replacement consists of auto cutters, spreaders and rams also known as auto extrication tools. The current equipment is hydraulic based and to be more environmentally conscious WFRS plans to purchase electronic/battery operated units which are more commonly used in the industry today.  
 Existing equipment is 9 years old today (2024), the useful life is 10-15 years, and replacement is important for continued service delivery.

<b>Project Comments/Reference</b>	<b>Version Comments</b>
-----------------------------------	-------------------------

<b>Project Detailed Forecast</b>											
GL Account	2025	2026	2027	2028	2029	2030	2031	2032	2033	2034	Total
<b>Expenses</b>											
5110 Machinery & Equipment - TCA	0	50,000	0	200,000	0	50,000	0	0	0	0	300,000
Total	0	50,000	0	200,000	0	50,000	0	0	0	0	300,000
<b>Revenues</b>											
169 Pay As You Go - Capital Reserve	0	0	0	0	0	50,000	0	0	0	0	50,000
221 Service Sustainability Investm	0	50,000	0	200,000	0	0	0	0	0	0	250,000
Total	0	50,000	0	200,000	0	50,000	0	0	0	0	300,000

<b>Related Projects</b>	<b>Historical Approved Budget</b>				<b>Operating Budget Impact</b>			
			<b>Revenue</b>					
	<u>Year</u>	<u>Total Expense</u>	<u>Net City Cost</u>	<u>Subsidies</u>				
	2012	110,000	110,000	0				
	2014	115,000	115,000	0				

<b>Year Identified</b>	<b>Start Date</b>	<b>Project Type for 2025</b>	<b>Project Lead</b>	<b>Est. Completion Date</b>
2007	January 31, 2026	Growth: 0.0 % Maintenance: 0.0 %	Brent Paisley/ Deputy Chief Jonathan Wilker	Ongoing`



# Project Version Summary

<b>Project #</b>	FRS-007-18	<b>Service Area</b>	Community Services
<b>Budget Year</b>	2025	<b>Department</b>	Fire & Rescue
<b>Asset Type</b>	Unassigned	<b>Division</b>	Fire Operations
<b>Title</b>	Thermal Imaging Camera - Fire & Rescue Services		
<b>Budget Status</b>	Mayor's Recommended Budget		
<b>Major Category</b>	Corporate Property Infrastructure		
<b>Wards</b>	City Wide		
<b>Version Name</b>	Main (Active)		

**Project Description**

A Thermal Imaging Camera or Thermal Imager is a non-contact device that detects infrared energy (heat) and converts it into an electronic signal, which is then processed to produce a thermal image or video on a display screen. Firefighters use thermal imagers to see through smoke, to find persons, and to locate the base of a fire in environments with or without visible light. Simply put, the thermal imager allows the firefighter to see in the dark making it easier to find trapped persons while at the same time creating a safer environment for the firefighter to work in. The image created is based on the contrast of infrared radiation energy that exists between objects that are of different temperatures.

**Version Description**

WFRS currently owns 18 Thermal Imagiers which are assigned to each fire apparatus as well as the Safety Officer's response vehicle. Thermal imagiers are used in hostile environments and are subject to physical conditions which over time result in damage to the unit despite their robust design. This, along with constantly evolving technology results in the units having to be replaced regularly.

At an average cost approaching \$10,000/unit and a life span of 5 years per unit, WFRS is seeking \$50,000 (5 units/year) to begin a regular replacement schedule which would ensure reliable equipment is available on a continuous basis and allow for better control and planning of the replacements.

<b>Project Comments/Reference</b>	<b>Version Comments</b>
7231022	

<b>Project Detailed Forecast</b>											
GL Account	2025	2026	2027	2028	2029	2030	2031	2032	2033	2034	Total
<b>Expenses</b>											
5110 Machinery & Equipment - TCA	0	0	0	50,000	50,000	0	0	0	0	50,000	150,000
Total	0	0	0	50,000	50,000	0	0	0	0	50,000	150,000
<b>Revenues</b>											
221 Service Sustainability Investm	0	0	0	50,000	50,000	0	0	0	0	50,000	150,000
Total	0	0	0	50,000	50,000	0	0	0	0	50,000	150,000

<b>Related Projects</b>	<b>Historical Approved Budget</b>				<b>Operating Budget Impact</b>	
			<b>Revenue</b>			
	<u>Year</u>	<u>Total Expense</u>	<u>Net City Cost</u>	<u>Subsidies</u>		
	2023	50,000	50,000	0		

<b>Year Identified</b>	<b>Start Date</b>	<b>Project Type for 2025</b>	<b>Project Lead</b>	<b>Est. Completion Date</b>
2018	December 31, 2022	Growth: 0.0 % Maintenance: 0.0 %	Angelo Gertsakis/Fire Chief Jamie Waffle	Ongoing`



# Project Version Summary

<b>Project #</b>	FRS-002-07	<b>Service Area</b>	Community Services
<b>Budget Year</b>	2025	<b>Department</b>	Fire & Rescue
<b>Asset Type</b>	Unassigned	<b>Division</b>	Fire Support Services
<b>Title</b>	Fire & Rescue Computer-aided Dispatch System		
<b>Budget Status</b>	Mayor's Recommended Budget		
<b>Major Category</b>	Corporate Technology		
<b>Wards</b>	City Wide		
<b>Version Name</b>	Main (Active)		

**Project Description**  
 The Computer Aided Dispatch (CAD) system is a major component of the Windsor Fire and Rescue, Emergency Communications Division (Dispatch) as it provides speed and accuracy on processing emergency calls for the City of Windsor.

**Version Description**  
 Along with processing emergency calls, the CAD system also provides important features vital for firefighting and rescue operations such as; location, the type of hazardous materials, location of physically challenged citizens, location and size of hydrants, special warnings, fire pre-planning information, etc. The City of Windsor also sells dispatching service to five other municipalities for a fee as approved in the Fire & Rescue's User fee schedule.  
 On-going upgrades to the CAD system are required to keep it compatible and compliant with changing technology. Historically, \$50,000 has been required every 3 years since 2013 and this amount has been proven sufficient. It is anticipated that with NextGen 911 Federal legislation internet-based conversion in 2025, the upgrade requirement will remain the same.

<b>Project Comments/Reference</b>	<b>Version Comments</b>

<b>Project Detailed Forecast</b>		2025	2026	2027	2028	2029	2030	2031	2032	2033	2034	Total
<b>GL Account</b>												
<b>Expenses</b>												
5125	Computers - PCs	0	50,000	0	0	50,000	0	0	50,000	0	0	150,000
	Total	0	50,000	0	0	50,000	0	0	50,000	0	0	150,000
<b>Revenues</b>												
170	Pay As You Go - Leasing Reserve	0	50,000	0	0	50,000	0	0	50,000	0	0	150,000
	Total	0	50,000	0	0	50,000	0	0	50,000	0	0	150,000

Related Projects		Historical Approved Budget			Operating Budget Impact																					
<b>Follows</b> FRS-004-19  <b>Project Title</b> WFRS - Next Gen 911 Telecommunications Rehabilitation Program  <b>Precedes</b> ITC-001-12  <b>Project Title</b> Fire and Rescue Records Management and Computer Aided Dispatch System Initiatives		<table border="1"> <thead> <tr> <th rowspan="2">Year</th> <th rowspan="2">Total Expense</th> <th colspan="2">Revenue</th> </tr> <tr> <th>Net City Cost</th> <th>Subsidies</th> </tr> </thead> <tbody> <tr> <td>2010</td> <td>180,000</td> <td>180,000</td> <td>0</td> </tr> <tr> <td>2013</td> <td>40,000</td> <td>40,000</td> <td>0</td> </tr> <tr> <td>2016</td> <td>50,000</td> <td>50,000</td> <td>0</td> </tr> <tr> <td>2020</td> <td>50,000</td> <td>50,000</td> <td>0</td> </tr> </tbody> </table>	Year	Total Expense	Revenue		Net City Cost	Subsidies	2010	180,000	180,000	0	2013	40,000	40,000	0	2016	50,000	50,000	0	2020	50,000	50,000	0		
Year	Total Expense	Revenue																								
		Net City Cost	Subsidies																							
2010	180,000	180,000	0																							
2013	40,000	40,000	0																							
2016	50,000	50,000	0																							
2020	50,000	50,000	0																							
Year Identified	Start Date	Project Type for 2025	Project Lead	Est. Completion Date																						
2007	January 1, 2023	Growth: 0.0 % Maintenance: 0.0 %	Ryerson Fitzpatrick/Deputy Fire Chief Jonathan Wilker	Ongoing - every 3 years`																						



# Project Version Summary

<b>Project #</b>	FRS-004-07	<b>Service Area</b>	Community Services
<b>Budget Year</b>	2025	<b>Department</b>	Fire & Rescue
<b>Asset Type</b>	Unassigned	<b>Division</b>	Fire Support Services
<b>Title</b>	Firefighter Self-Contained Breathing Apparatus (SCBA) Replacement		
<b>Budget Status</b>	Mayor's Recommended Budget		
<b>Major Category</b>	Corporate Property Infrastructure		
<b>Wards</b>	City Wide		
<b>Version Name</b>	Main (Active)		

**Project Description**  
 Self Contained Breathing Apparatus (SCBA) is the most important equipment in protecting the health and safety of firefighters, providing the firefighter with the ability to breathe and communicate while working in hazardous environments such as structure fires, vehicle fires and hazardous materials incidents.

**Version Description**  
 The SCBA equipment currently in service was purchased in 2016 and WFRS anticipates replacement of the equipment will be required in the year 2029. Fire & Rescue performs regular maintenance and software upgrades to the SCBA equipment to allow for longer usage and decreased maintenance costs in years near the end of life. Therefore, funding in 2029 is a placeholder for planning purposes and will be revised to best meet replacement time vs. maintenance cost. Having a dedicated funding source allows for this flexibility and ensures the equipment can be replaced at the most appropriate time.

<b>Project Comments/Reference</b>	<b>Version Comments</b>
Operating Budget approved establishment of Self-Contained Breathing Apparatus (SCBA) Reserve (Acc.1794) with an annual contribution of \$200,000 towards the future replacement.	

<b>Project Detailed Forecast</b>											
GL Account	2025	2026	2027	2028	2029	2030	2031	2032	2033	2034	Total
<b>Expenses</b>											
5110 Machinery & Equipment - TCA	0	0	0	0	2,000,000	0	0	0	0	0	2,000,000
Total	0	0	0	0	2,000,000	0	0	0	0	0	2,000,000
<b>Revenues</b>											
7058 TRANSFER From Reserve Account	0	0	0	0	2,000,000	0	0	0	0	0	2,000,000
Total	0	0	0	0	2,000,000	0	0	0	0	0	2,000,000

<b>Related Projects</b>	<b>Historical Approved Budget</b>				<b>Operating Budget Impact</b>
			<b>Revenue</b>		
	<b>Year</b>	<b>Total Expense</b>	<b>Net City Cost</b>	<b>Subsidies</b>	
	2007	220,000	220,000	0	
	2011	20,000	20,000	0	
	2012	600,000	600,000	0	
2016	200,000	200,000	0		
2018	300,000	300,000	0		

<b>Year Identified</b>	<b>Start Date</b>	<b>Project Type for 2025</b>	<b>Project Lead</b>	<b>Est. Completion Date</b>
------------------------	-------------------	------------------------------	---------------------	-----------------------------



2007	January 1, 2029	Growth: 0.0 % Maintenance: 0.0 %	Fire Chief Jamie Waffle	2029`
------	-----------------	-------------------------------------	-------------------------	-------



# Project Version Summary

<b>Project #</b>	FRS-004-19	<b>Service Area</b>	Community Services
<b>Budget Year</b>	2025	<b>Department</b>	Fire & Rescue
<b>Asset Type</b>	Unassigned	<b>Division</b>	Fire Support Services
<b>Title</b>	WFRS - Next Gen 911 Telecommunications Rehabilitation Program		
<b>Budget Status</b>	Mayor's Recommended Budget		
<b>Major Category</b>	Corporate Technology		
<b>Wards</b>	City Wide		
<b>Version Name</b>	Main (Active)		

**Project Description**  
 Effective communication is the most critical aspect of public safety. This consists of communications with the public, communications with the firefighters, Windsor Fire and Rescue staff and other emergency services. Emergency communications is about to enter a significant and sustained period of transformation which will be legislated in year 2025. This will include a move to Next Generation 911 (NG911) and the implementation of the North American public safety broadband spectrum. Replacement of the aging telephone system at WFRS headquarters will be required to accommodate the new technology.

**Version Description**  
 Telecommunication upgrade involves receiving information in many forms like text messages, pictures, video, and telematics that will be sent directly to 911 from a variety of devices. Fire & Rescue's communication ability will require technological upgrades or replacements to all equipment, hardware, software, and workstations. A fully functioning backup site, compliant with Next Generation 911, is also included in this project should the functionality be lost at the primary site.  
 Ontario government announced grant funding opportunities to enhance the provinces' 9-1-1 emergency response system. The funding is focused on supporting the conversion from the municipality's current PSAP system and transitioning to the new NG9-1-1 network. WFRS applied for this grant and successfully received \$1.9M. Realizing that significant capital investment is required, the grant became an important piece of funding in addition to what is already allocated in this project.

<b>Project Comments/Reference</b>	<b>Version Comments</b>
7227000	COMMITMENT: CR68/2022 C 12/2022: 2025 F169 \$500,000 - 2025 F221 \$1,100,000

<b>Project Detailed Forecast</b>											
GL Account	2025	2026	2027	2028	2029	2030	2031	2032	2033	2034	Total
<b>Expenses</b>											
5110 Machinery & Equipment - TCA	1,600,000	0	0	0	0	0	0	0	0	0	1,600,000
Total	1,600,000	0	0	0	0	0	0	0	0	0	1,600,000
<b>Revenues</b>											
169CF Committed Funding	500,000	0	0	0	0	0	0	0	0	0	500,000
221CF Committed Funding	1,100,000	0	0	0	0	0	0	0	0	0	1,100,000
Total	1,600,000	0	0	0	0	0	0	0	0	0	1,600,000

<b>Related Projects</b>	<b>Historical Approved Budget</b>				<b>Operating Budget Impact</b>			
<b>Precedes</b>	<b>Revenue</b>							
FRS-002-07	<b>Year</b>	<b>Total Expense</b>	<b>Net City Cost</b>	<b>Subsidies</b>				
<b>Project Title</b>	2020	125,000	125,000	0				
Fire & Rescue Computer-aided Dispatch System	2021	225,000	225,000	0				
	2024	300,000	300,000	0				

<b>Year Identified</b>	<b>Start Date</b>	<b>Project Type for 2025</b>	<b>Project Lead</b>	<b>Est. Completion Date</b>
2019	January 31, 2021	Growth: 31.3 % Maintenance: 68.8 %	Ryerson Fitzpatrick / Deputy Fire Chief Jonathan Wilker	2025`



# Project Version Summary

<b>Project #</b>	FRS-004-22	<b>Service Area</b>	Community Services
<b>Budget Year</b>	2025	<b>Department</b>	Fire & Rescue
<b>Asset Type</b>	Unassigned	<b>Division</b>	Fire Support Services
<b>Title</b>	Fire & Rescue Emergency Vehicle Pre-Emption (EVP)		
<b>Budget Status</b>	Mayor's Recommended Budget		
<b>Major Category</b>	Transportation		
<b>Wards</b>	City Wide		
<b>Version Name</b>	Main (Active)		

**Project Description**

The traffic pre-emption technology (Opticom) currently used by Windsor Fire and Rescue is antiquated and the associated equipment requires extensive adjustment and maintenance. Emergency Vehicle Pre-emption (EVP) technology will allow for the control of all traffic signals throughout the city through connections via the KITS Advance Traffic Management System and utilizes existing GPS technology to identify vehicle locations and vehicle speed. Installation of this technology has the potential to reduce response times by as much as 30 seconds on short distance responses and as much as one minute on longer distance responses. This technology could put responders on scene sooner, in greater numbers and will support the corporate vision of employee safety and public safety.

**Version Description**

This technology would be a cost aversion strategy as the need for additional infrastructure - and thereby capital dollars - may be reduced as the reach of existing fire services is extended. The KITS Emergency Vehicle Pre-emption (EVP) module will work in conjunction with the KITS Transit Signal Priority (TSP). Further, this system - once operational - could be expanded to include other agencies such as Police and EMS, all of which could leverage this investment.

Total projected modules for the Emergency Vehicle Pre-emption (EVP) system include:

- Controllers & Communications Network
- KITS System Development and Integration Costs
- Utilizes GPS equipment currently installed on Fire Apparatus

<b>Project Comments/Reference</b>	<b>Version Comments</b>
7224007	COMMITMENTS: CR292/2022, S 71/2022: 2025 F221 \$600,000

<b>Project Detailed Forecast</b>											
GL Account	2025	2026	2027	2028	2029	2030	2031	2032	2033	2034	Total
<b>Expenses</b>											
5110 Machinery & Equipment - TCA	600,000	0	0	0	0	0	0	0	0	0	600,000
Total	600,000	0	0	0	0	0	0	0	0	0	600,000
<b>Revenues</b>											
221CF Committed Funding	600,000	0	0	0	0	0	0	0	0	0	600,000
Total	600,000	0	0	0	0	0	0	0	0	0	600,000

Related Projects		Historical Approved Budget		Operating Budget Impact	
Year Identified	Start Date	Project Type for 2025	Project Lead	Est. Completion Date	
					<p style="text-align: right;"><b>Effective Date</b> Unknown      <b>Exp/(Rev)</b> FTE Impact</p> <p><b>Description</b> <span style="float: right;">0      0</span></p> <p>Annual subscription to Kimley Horn Traction Gold is required for a total amount of \$71,120 cost shared by PW Traffic, Transit Windsor and Fire &amp; Rescue. Fire and Rescue's portion is \$22,940 and will be commencing in year 2025 brought forward through Operating budget process.</p>
2015	January 31, 2025	Growth: 0.0 % Maintenance: 100.0 %	Ryerson Fitzpatrick / Deputy Fire Chief Jonathan Wilker	2026`	



# Project Version Summary

<b>Project #</b>	FRS-006-18	<b>Service Area</b>	Community Services
<b>Budget Year</b>	2025	<b>Department</b>	Fire & Rescue
<b>Asset Type</b>	Unassigned	<b>Division</b>	Fire Support Services
<b>Title</b>	Hoist Replacement		
<b>Budget Status</b>	Mayor's Recommended Budget		
<b>Major Category</b>	Corporate Property Infrastructure		
<b>Wards</b>	City Wide		
<b>Version Name</b>	Main (Active)		

<b>Project Description</b>
Fire & Rescue Apparatus Division is requesting funding to replace a heavy hydraulic hoist capable of lifting large fire vehicles. Currently, the Apparatus division operates with two heavy hydraulic hoists one of which allows for a lifting capacity of 80,000 lbs. The second hoist, requiring replacement, is a smaller hoist that has a total lifting capacity of 50,000 lbs. This one was originally installed in 1974 and is past its useful life. This smaller hoist is normally used for fire truck vehicles such as pumpers and rescues but also for special operation vehicles such as hazmat and command units.

<b>Version Description</b>
The maintenance of this hoist has become extensive and is reaching the point of being non-serviceable due to cylinder scoring and pitting. Rusting of certain panels has made it necessary to cut them out to allow the hoist's post to move up and down. Parts are not readily available or have been discontinued requiring fabrication and extra costs to repair. This creates gaps in service when the hoist is down until parts are found or made. The current aging hoist is no longer compatible with the fleet; the head section which makes contact with the underside of the vehicle is not adjustable making the safe lifting of some of WFRS' units impossible. The new hoist today has many added functionalities. For example, a new hoist has multi safety locking elevations creating a more ergonomic friendly position for the mechanic, while the old hoist has one safety lock at its fully extended position.
Timely replacement of the hoist would facilitate safer and quicker lifting of our units for maintenance and inspection. As stated earlier, this hoist is very quickly becoming unserviceable.

<b>Project Comments/Reference</b>	<b>Version Comments</b>

<b>Project Detailed Forecast</b>											
<b>GL Account</b>	<b>2025</b>	<b>2026</b>	<b>2027</b>	<b>2028</b>	<b>2029</b>	<b>2030</b>	<b>2031</b>	<b>2032</b>	<b>2033</b>	<b>2034</b>	<b>Total</b>
<b>Expenses</b>											
5110 Machinery & Equipment - TCA	0	0	0	240,000	60,000	0	0	0	0	0	300,000
Total	0	0	0	240,000	60,000	0	0	0	0	0	300,000
<b>Revenues</b>											
221 Service Sustainability Investm	0	0	0	240,000	60,000	0	0	0	0	0	300,000
Total	0	0	0	240,000	60,000	0	0	0	0	0	300,000

<b>Related Projects</b>	<b>Historical Approved Budget</b>	<b>Operating Budget Impact</b>

<b>Year Identified</b>	<b>Start Date</b>	<b>Project Type for 2025</b>	<b>Project Lead</b>	<b>Est. Completion Date</b>
2018	July 1, 2028	Growth: 0.0 % Maintenance: 0.0 %	Brent Paisley/Deputy Fire Chief Jonathan Wilker	2029`



# Project Version Summary

<b>Project #</b>	WPL-001-17	<b>Service Area</b>	Community Services
<b>Budget Year</b>	2025	<b>Department</b>	Library Services
<b>Asset Type</b>	Unassigned	<b>Division</b>	Administration - Library
<b>Title</b>	Windsor Public Library Refurbishments		
<b>Budget Status</b>	Mayor's Recommended Budget		
<b>Major Category</b>	Agencies, Boards and Committees (ABC's)		
<b>Wards</b>	City Wide		
<b>Version Name</b>	Main (Active)		

<b>Project Description</b>												
Libraries get significant "wear and tear" from repeated public usage and require regular refurbishment, such as painting, new customer seating, children's seating, shelving improvements and study surfaces every 8 to 10 years to protect the capital investment and assure sustainability. WPL Administration maintains a refurbishment plan and carries out priorities based on the capital budget allocation provided by the City.												
<b>Version Description</b>												
Current priorities include however are not limited to painting, flooring replacements, shelving improvements and furniture replacements at various WPL branches												
<b>Project Comments/Reference</b>						<b>Version Comments</b>						
7219016												
<b>Project Detailed Forecast</b>												
<b>GL Account</b>		<b>2025</b>	<b>2026</b>	<b>2027</b>	<b>2028</b>	<b>2029</b>	<b>2030</b>	<b>2031</b>	<b>2032</b>	<b>2033</b>	<b>2034</b>	<b>Total</b>
<b>Expenses</b>												
5130	Furniture & Furnishings	46,000	31,000	48,000	0	0	0	138,000	98,000	100,000	100,000	561,000
	Total	46,000	31,000	48,000	0	0	0	138,000	98,000	100,000	100,000	561,000
<b>Revenues</b>												
169	Pay As You Go - Capital Reserve	46,000	31,000	48,000	0	0	0	138,000	98,000	100,000	100,000	561,000
	Total	46,000	31,000	48,000	0	0	0	138,000	98,000	100,000	100,000	561,000
<b>Related Projects</b>		<b>Historical Approved Budget</b>					<b>Operating Budget Impact</b>					
				<b>Revenue</b>			<b>Effective Date</b>		<b>Unknown</b>		<b>Exp/(Rev) FTE Impact</b>	
		<u>Year</u>	<u>Total Expense</u>	<u>Net City Cost</u>	<u>Subsidies</u>		<b>Description</b>				0	0
		2021	71,344	71,344	0		No Operating Budget Impact					
		2022	89,180	89,180	0							
		2023	33,752	33,752	0							
		2024	46,000	46,000	0							
<b>Year Identified</b>	<b>Start Date</b>	<b>Project Type for 2025</b>			<b>Project Lead</b>		<b>Est. Completion Date</b>					
2017	January 1, 2019	Growth: 0.0 % Maintenance: 100.0 %			J. Knights/D. Hermann		Ongoing`					



# Project Version Summary

<b>Project #</b>	WPL-001-20	<b>Service Area</b>	Community Services
<b>Budget Year</b>	2025	<b>Department</b>	Library Services
<b>Asset Type</b>	Unassigned	<b>Division</b>	Administration - Library
<b>Title</b>	WPL Electronic Signs		
<b>Budget Status</b>	Mayor's Recommended Budget		
<b>Major Category</b>	Agencies, Boards and Committees (ABC's)		
<b>Wards</b>	City Wide		
<b>Version Name</b>	Main (Active)		

<b>Project Description</b>	Purchase and installation of electronic signs at select library facilities.											
----------------------------	---	--	--	--	--	--	--	--	--	--	--	--

<b>Version Description</b>	This project provides funding to expand the number of branches with digital signage in order to draw attention to the library community partners as well as promote programs, services and library resources.											
----------------------------	---	--	--	--	--	--	--	--	--	--	--	--

<b>Project Comments/Reference</b>												<b>Version Comments</b>	
-----------------------------------	--	--	--	--	--	--	--	--	--	--	--	-------------------------	--

<b>Project Detailed Forecast</b>												
<b>GL Account</b>	<b>2025</b>	<b>2026</b>	<b>2027</b>	<b>2028</b>	<b>2029</b>	<b>2030</b>	<b>2031</b>	<b>2032</b>	<b>2033</b>	<b>2034</b>	<b>Total</b>	
<b>Expenses</b>												
5130 Furniture & Furnishings	0	0	0	0	90,000	0	92,000	68,000	0	0	250,000	
Total	0	0	0	0	90,000	0	92,000	68,000	0	0	250,000	
<b>Revenues</b>												
169 Pay As You Go - Capital Reserve	0	0	0	0	90,000	0	92,000	68,000	0	0	250,000	
Total	0	0	0	0	90,000	0	92,000	68,000	0	0	250,000	

<b>Related Projects</b>	<b>Historical Approved Budget</b>				<b>Operating Budget Impact</b>			

<b>Year Identified</b>	<b>Start Date</b>	<b>Project Type for 2025</b>	<b>Project Lead</b>	<b>Est. Completion Date</b>
2020	January 1, 2029	Growth: 0.0 % Maintenance: 0.0 %	J. Knights	2032`





# Project Version Summary

<b>Project #</b>	WPL-001-23	<b>Service Area</b>	Community Services
<b>Budget Year</b>	2025	<b>Department</b>	Library Services
<b>Asset Type</b>	Unassigned	<b>Division</b>	Administration - Library
<b>Title</b>	Equipment Upgrades		
<b>Budget Status</b>	Mayor's Recommended Budget		
<b>Major Category</b>	Agencies, Boards and Committees (ABC's)		
<b>Wards</b>	City Wide		
<b>Version Name</b>	Main (Active)		

<b>Project Description</b>											
Upgrade the recording and editing equipment in the Digital Branch and upgrades to customer technology hubs.											
<b>Version Description</b>											
2027 funds for \$17,000 were requested to be pre-committed to 2024 in order to purchase necessary equipment for the Digital Branch required sooner than the allocated funding year.											
<b>Project Comments/Reference</b>						<b>Version Comments</b>					
7244000						COMMITMENTS: B28/2024 C 177/2023: 2027 F169 \$17,000					
<b>Project Detailed Forecast</b>											
<b>GL Account</b>	<b>2025</b>	<b>2026</b>	<b>2027</b>	<b>2028</b>	<b>2029</b>	<b>2030</b>	<b>2031</b>	<b>2032</b>	<b>2033</b>	<b>2034</b>	<b>Total</b>
<b>Expenses</b>											
5410 Construction Contracts - TCA	0	0	17,000	0	0	0	0	25,000	0	0	42,000
Total	0	0	17,000	0	0	0	0	25,000	0	0	42,000
<b>Revenues</b>											
169 Pay As You Go - Capital Reserve	0	0	0	0	0	0	0	25,000	0	0	25,000
169CF Committed Funding	0	0	17,000	0	0	0	0	0	0	0	17,000
Total	0	0	17,000	0	0	0	0	25,000	0	0	42,000
<b>Related Projects</b>				<b>Historical Approved Budget</b>				<b>Operating Budget Impact</b>			
<b>Year Identified</b>	<b>Start Date</b>	<b>Project Type for 2025</b>		<b>Project Lead</b>			<b>Est. Completion Date</b>				
2023	January 1, 2024	Growth: 0.0 % Maintenance: 0.0 %		J. Moore			Ongoing				



# Project Version Summary

<b>Project #</b>	WPL-002-18	<b>Service Area</b>	Community Services
<b>Budget Year</b>	2025	<b>Department</b>	Library Services
<b>Asset Type</b>	Unassigned	<b>Division</b>	Administration - Library
<b>Title</b>	Windsor Public Library Materials Acquisitions		
<b>Budget Status</b>	Mayor's Recommended Budget		
<b>Major Category</b>	Agencies, Boards and Committees (ABC's)		
<b>Wards</b>	City Wide		
<b>Version Name</b>	Main (Active)		

**Project Description**

The development charges component of the Library Board capital program includes a provision of \$1.0 million to cover the cost of materials acquisitions over the ten-year planning period. This acquisition will assist in servicing areas of Windsor with significant residential growth without expenditures on bricks and mortar. Our materials are popular and in constant demand and new materials are regularly expected by our customers. Within a budget conscious environment, the Windsor Public Library wishes to remain relevant, in particular with respect to Wards 1, 7 & 9 - the wards which have experienced significant residential growth.

**Version Description**

The funds have been designated to purchase library books/videos and e-resources to serve areas with significant residential growth (i.e. Wards 1/7/9) thereby reducing the need for more library facilities. The proposed plan going forward is to leverage the use of Development Charge funding to support library collections and outreach in areas where a public library is not easily accessible.

<b>Project Comments/Reference</b>	<b>Version Comments</b>
7145000	

<b>Project Detailed Forecast</b>											
GL Account	2025	2026	2027	2028	2029	2030	2031	2032	2033	2034	Total
<b>Expenses</b>											
2085 Publications and Manuals	150,000	150,000	133,000	200,000	200,000	0	150,000	225,000	150,000	150,000	1,508,000
Total	150,000	150,000	133,000	200,000	200,000	0	150,000	225,000	150,000	150,000	1,508,000
<b>Revenues</b>											
122 Dev Chg - Library	75,000	75,000	75,000	75,000	75,000	0	150,000	0	125,000	150,000	800,000
169 Pay As You Go - Capital Reserve	75,000	75,000	58,000	125,000	125,000	0	0	225,000	25,000	0	708,000
Total	150,000	150,000	133,000	200,000	200,000	0	150,000	225,000	150,000	150,000	1,508,000

<b>Related Projects</b>	<b>Historical Approved Budget</b>				<b>Operating Budget Impact</b>			
			<b>Revenue</b>					
	<b>Year</b>	<b>Total Expense</b>	<b>Net City Cost</b>	<b>Subsidies</b>				
	2019	175,000	175,000	0				
	2020	150,000	150,000	0				
	2021	150,000	150,000	0				
	2022	125,000	125,000	0				

<b>Year Identified</b>	<b>Start Date</b>	<b>Project Type for 2025</b>	<b>Project Lead</b>	<b>Est. Completion Date</b>
------------------------	-------------------	------------------------------	---------------------	-----------------------------

2018	January 1, 2019	Growth: 0.0 % Maintenance: 100.0 %	J. Knights	Ongoing`
------	-----------------	---------------------------------------	------------	----------



# Project Version Summary

<b>Project #</b>	WPL-002-20	<b>Service Area</b>	Community Services
<b>Budget Year</b>	2025	<b>Department</b>	Library Services
<b>Asset Type</b>	Unassigned	<b>Division</b>	Administration - Library
<b>Title</b>	Library Self Checkouts		
<b>Budget Status</b>	Mayor's Recommended Budget		
<b>Major Category</b>	Agencies, Boards and Committees (ABC's)		
<b>Wards</b>	City Wide		
<b>Version Name</b>	Main (Active)		

<b>Project Description</b>											
Scheduled replacement of Library self-checkout machines and other necessary technology and equipment.											
<b>Version Description</b>											
<b>Project Comments/Reference</b>						<b>Version Comments</b>					
<b>Project Detailed Forecast</b>											
<b>GL Account</b>	<b>2025</b>	<b>2026</b>	<b>2027</b>	<b>2028</b>	<b>2029</b>	<b>2030</b>	<b>2031</b>	<b>2032</b>	<b>2033</b>	<b>2034</b>	<b>Total</b>
<b>Expenses</b>											
5110 Machinery & Equipment - TCA	0	0	0	40,000	40,000	80,000	55,000	150,000	0	0	365,000
Total	0	0	0	40,000	40,000	80,000	55,000	150,000	0	0	365,000
<b>Revenues</b>											
169 Pay As You Go - Capital Reserve	0	0	0	40,000	40,000	80,000	55,000	150,000	0	0	365,000
Total	0	0	0	40,000	40,000	80,000	55,000	150,000	0	0	365,000
<b>Related Projects</b>			<b>Historical Approved Budget</b>				<b>Operating Budget Impact</b>				
<b>Year Identified</b>	<b>Start Date</b>	<b>Project Type for 2025</b>		<b>Project Lead</b>			<b>Est. Completion Date</b>				
2020	January 1, 2028	Growth: 0.0 % Maintenance: 0.0 %		J. Knights			2032`				



# Project Version Summary

<b>Project #</b>	ENG-006-17	<b>Service Area</b>	Community Services
<b>Budget Year</b>	2025	<b>Department</b>	Parks & Facilities
<b>Asset Type</b>	Unassigned	<b>Division</b>	Facilities Operations
<b>Title</b>	Windsor International Aquatic Training Centre – Ongoing Capital Maintenance		
<b>Budget Status</b>	Mayor's Recommended Budget		
<b>Major Category</b>	Corporate Property Infrastructure		
<b>Wards</b>	Ward 3		
<b>Version Name</b>	Main (Active)		

<b>Project Description</b>
The Windsor International Aquatic Training Centre (WIATC) including Adventure Bay is a unique facility. It has a vast array of equipment that is used to run the facility as well as the specialized equipment associated with the waterpark and diving facility. In addition, the warranty for the equipment in the facility is now expired so this program will fund necessary replacement of components or equipment. It will include replacement and capital repairs of equipment, amusement devices, specialized HVAC equipment, pumps, water treatment equipment, etc. Other capital needs include replacement of safety features as well as capital repairs/replacements of items that support the unique functions of the facility.

<b>Version Description</b>
The funding will be assigned on a priority basis depending upon the areas of greatest needs.
Enterprise Risk(s): This funding will mitigate against the identified Infrastructure enterprise risk. The lack of funding for these works will result in deferral of repairs and increase the likelihood of over expenditures in the operating budget when emergency repairs must be undertaken.

<b>Project Comments/Reference</b>	<b>Version Comments</b>
7189001	

<b>Project Detailed Forecast</b>		2025	2026	2027	2028	2029	2030	2031	2032	2033	2034	Total
<b>GL Account</b>												
<b>Expenses</b>												
5410	Construction Contracts - TCA	568,500	1,150,000	150,000	300,000	300,000	300,000	350,000	180,000	1,000,000	2,050,000	6,348,500
	Total	568,500	1,150,000	150,000	300,000	300,000	300,000	350,000	180,000	1,000,000	2,050,000	6,348,500
<b>Revenues</b>												
151	Parks/Rec/Facil Acquis Funding	418,500	150,000	150,000	300,000	300,000	300,000	350,000	100,000	1,000,000	2,050,000	5,118,500
209	WIATC Capital Maintenance Rve	150,000	0	0	0	0	0	0	80,000	0	0	230,000
221	Service Sustainability Investm	0	1,000,000	0	0	0	0	0	0	0	0	1,000,000
	Total	568,500	1,150,000	150,000	300,000	300,000	300,000	350,000	180,000	1,000,000	2,050,000	6,348,500

Related Projects		Historical Approved Budget			Operating Budget Impact
			Revenue		
	<b>Year</b>	<b>Total Expense</b>	<b>Net City Cost</b>	<b>Subsidies</b>	
	2018	75,000	75,000	0	
	2019	200,000	200,000	0	
	2020	80,000	80,000	0	
	2022	150,000	150,000	0	
	2023	150,000	150,000	0	
	2024	971,500	971,500	0	
Year Identified	Start Date	Project Type for 2025	Project Lead	Est. Completion Date	
2017	January 1, 2017	Growth: 0.0 % Maintenance: 100.0 %	J. Scott	Ongoing`	



# Project Version Summary

<b>Project #</b>	ENG-007-17	<b>Service Area</b>	Community Services
<b>Budget Year</b>	2025	<b>Department</b>	Parks & Facilities
<b>Asset Type</b>	Unassigned	<b>Division</b>	Facilities Operations
<b>Title</b>	Facility Equipment Replacement Program		
<b>Budget Status</b>	Mayor's Recommended Budget		
<b>Major Category</b>	Corporate Property Infrastructure		
<b>Wards</b>	City Wide		
<b>Version Name</b>	Main (Active)		

<b>Project Description</b>	<p>To repair and replace maintenance equipment within Facilities and Huron Lodge. This equipment is costly to repair/replace and many items are reaching the end of their useful life and must be in constant working order to be able to operate the residence according to the provincial standards set by the Ministry of Health &amp; Long-Term Care.</p> <p>Annual funding is being requested to replace/repair aging maintenance equipment, such as floor cleaning equipment, compressors, lifts, washers, dryers, trash compactors and other related equipment etc. This budget will ensure that funds are available when maintenance equipment throughout Facilities or Huron Lodge fails or needs replacement.</p>		
<b>Version Description</b>	<p>The annual funds will be assigned on a priority basis based on the overall needs for maintenance equipment within the various facilities maintained by the Facilities division:</p> <p>Work identified at this time is as follows:</p> <ul style="list-style-type: none"> <li>2025 - \$50,000 - Replacement of Facility Maintenance Equipment</li> <li>2026 - \$50,000 - Replacement of Facility Maintenance Equipment</li> <li>2027 - \$50,000 - Replacement of Facility Maintenance Equipment</li> <li>2028 - \$50,000 - Replacement of Facility Maintenance Equipment</li> <li>2031 - \$50,000 - Replacement of Facility Maintenance Equipment</li> <li>2032 - \$50,000 - Replacement of Facility Maintenance Equipment</li> <li>2034 - \$50,000 - Replacement of Facility Maintenance Equipment</li> </ul> <ul style="list-style-type: none"> <li>2026 - \$175,000 - HL Environmental Services - Trash Compactor</li> <li>2027 - \$175,000 - HL Environmental Services - Trash Compactor</li> <li>2028 - \$ 50,000 - HL Environmental Services - Trash Compactor</li> <li>2029 - \$ 50,000 - HL Dock Leveler</li> <li>2030 - \$ 50,000 - HL Dock Leveler</li> <li>2032 - \$100,000 - HL Washer &amp; Dryer Replacement</li> </ul> <p>Enterprise Risk(s): This funding will mitigate against the identified infrastructure enterprise risk. The lack of funding for these works will result in deferral of repairs and increase the likelihood of over expenditures in the operating budget when emergency repairs must be undertaken.</p>		
<b>Project Comments/Reference</b>	<b>Version Comments</b>	<p>7221038 PFO-001-15 (7152003) was consolidated here Q2 - 2024.</p>	

Project Detailed Forecast																																
GL Account		2025	2026	2027	2028	2029	2030	2031	2032	2033	2034	Total																				
<b>Expenses</b>																																
5410	Construction Contracts - TCA	50,000	225,000	225,000	100,000	50,000	50,000	50,000	150,000	0	50,000	950,000																				
Total		50,000	225,000	225,000	100,000	50,000	50,000	50,000	150,000	0	50,000	950,000																				
<b>Revenues</b>																																
221	Service Sustainability Investm	50,000	225,000	225,000	100,000	50,000	50,000	50,000	150,000	0	50,000	950,000																				
Total		50,000	225,000	225,000	100,000	50,000	50,000	50,000	150,000	0	50,000	950,000																				
<b>Related Projects</b>		<b>Historical Approved Budget</b>					<b>Operating Budget Impact</b>																									
				<table border="1"> <thead> <tr> <th colspan="4">Revenue</th> </tr> <tr> <th>Year</th> <th>Total Expense</th> <th>Net City Cost</th> <th>Subsidies</th> </tr> </thead> <tbody> <tr> <td>2022</td> <td>50,000</td> <td>50,000</td> <td>0</td> </tr> <tr> <td>2023</td> <td>50,000</td> <td>50,000</td> <td>0</td> </tr> <tr> <td>2024</td> <td>50,000</td> <td>50,000</td> <td>0</td> </tr> </tbody> </table>			Revenue				Year	Total Expense	Net City Cost	Subsidies	2022	50,000	50,000	0	2023	50,000	50,000	0	2024	50,000	50,000	0						
Revenue																																
Year	Total Expense	Net City Cost	Subsidies																													
2022	50,000	50,000	0																													
2023	50,000	50,000	0																													
2024	50,000	50,000	0																													
<b>Year Identified</b>	<b>Start Date</b>	<b>Project Type for 2025</b>		<b>Project Lead</b>			<b>Est. Completion Date</b>																									
2017	January 1, 2022	Growth: 0.0 % Maintenance: 100.0 %		J. Scott			Ongoing`																									





# Project Version Summary

<b>Project #</b>	HCP-002-07	<b>Service Area</b>	Community Services
<b>Budget Year</b>	2025	<b>Department</b>	Parks & Facilities
<b>Asset Type</b>	Unassigned	<b>Division</b>	Facilities Operations
<b>Title</b>	Corporate Facilities Roof Replacement Program		
<b>Budget Status</b>	Mayor's Recommended Budget		
<b>Major Category</b>	Corporate Property Infrastructure		
<b>Wards</b>	City Wide		
<b>Version Name</b>	Main (Active)		

**Project Description**  
 The corporate roof replacement program has been revised to reflect the highest priority based on available funding. It should be noted, roofs which will not be replaced until funds are available will continue to deteriorate resulting in either emergency repairs and/or eventual, untimely and unfunded roof replacements.

**Version Description**  
 The City of Windsor has several building roofs that need attention. Work has been prioritized and estimated according to current status.  
 Enterprise Risk(s): This funding will mitigate against the identified Infrastructure enterprise risk. The lack of funding for these works will result in deferral of repairs and increase the likelihood of over expenditures in the operating budget when emergency repairs must be undertaken.

<b>Project Comments/Reference</b>	<b>Version Comments</b>
See document attached for complete listing. 7085008	

<b>Project Detailed Forecast</b>		2025	2026	2027	2028	2029	2030	2031	2032	2033	2034	Total
<b>Expenses</b>												
5410	Construction Contracts - TCA	400,000	1,200,000	200,000	1,150,000	2,820,000	1,560,000	1,525,000	2,300,000	1,000,000	1,075,000	13,230,000
	Total	400,000	1,200,000	200,000	1,150,000	2,820,000	1,560,000	1,525,000	2,300,000	1,000,000	1,075,000	13,230,000
<b>Revenues</b>												
221	Service Sustainability Investm	400,000	1,200,000	200,000	1,150,000	2,820,000	1,560,000	1,525,000	2,300,000	1,000,000	1,075,000	13,230,000
	Total	400,000	1,200,000	200,000	1,150,000	2,820,000	1,560,000	1,525,000	2,300,000	1,000,000	1,075,000	13,230,000

Related Projects		Historical Approved Budget			Operating Budget Impact				
		Year	Total Expense	Revenue		Effective Date	Unknown	Exp/(Rev)	FTE Impact
				Net City Cost	Subsidies				
		2007	150,000	150,000	0				
		2008	525,000	525,000	0				
		2009	285,000	285,000	0				
		2010	700,000	700,000	0				
		2011	740,000	740,000	0				
		2012	372,167	372,167	0				
		2014	355,320	355,320	0				
		2015	413,400	413,400	0				
		2016	456,000	456,000	0				
		2017	1,293,800	1,293,800	0				
		2018	471,100	471,100	0				
		2019	415,400	415,400	0				
		2020	1,330,500	1,330,500	0				
		2021	410,000	410,000	0				
		2022	400,000	400,000	0				
		2023	400,000	400,000	0				
		2024	1,300,000	1,300,000	0				
Year Identified	Start Date	Project Type for 2025	Project Lead	Est. Completion Date					
2007	January 1, 2015	Growth: 0.0 % Maintenance: 100.0 %	J. Scott	Ongoing`					

**10 Year Capital Plan  
Roof Replacement**

HCP-002-07

Unallocated Funds Balance (7-31-2024)

Description	2025	2026	2027	2028	2029	2030	2031	2032	2033	2034	Total	Comment
Willistead Manor, Coach House, Gate House Repairs	10,000	10,000									30,000	
Willistead Manor, Coach House, Gate House Replacement				450,000				800,000			1,250,000	
Gino A Marcus CC											390,000	
Adie Knox CC											900,000	
Jefferson Police Station TBD									400,000		400,000	
Central Heat Building at City Hall	20,000										20,000	
Fire Apparatus (Kew Drive)	40,000	140,000									180,000	
Public Works Administration (1266 McDougall)	280,000										280,000	
Misc Parks Buildings (including shelter roofing)	50,000	50,000									100,000	
Capri Recreation Complex			-			650,000	1,250,000	1,100,000			3,000,000	
Fire Hall #3 - 2750 Ouellette Ave			105,000								105,000	
Crawford Yard - Carpenter Shop			95,000								95,000	
400 CHS		1,000,000									1,000,000	
DND					1,700,000				600,000		2,300,000	
930 Mercer				-		230,000					230,000	
North Service Road Transfer Station-Admin Bldg					195,000						195,000	
Atkinson Pool Park Washrooms				-	18,000						18,000	
1231 Mercer						160,000					160,000	
Lou Romano - Dewatering, Grit, Electrical Buildings				-	650,000						650,000	
Lanspeary Arena (overlay metal roof, plus remove/reinstall solar system)			-	-		340,000					340,000	
Baby House				-	45,000						45,000	
FH1							275,000				275,000	
1269 Mercer								390,000			390,000	
Capitol Theatre				500,000							500,000	
Misc as per BCA				200,000	212,000	180,000		10,000		50,000	652,000	Misc
2450 Roof A										250,000	250,000	upper roof
Little River PCP (Sludge Bldg.roof F,I &J)										475,000	475,000	1 building
Little River PCP (Blower Bldg's #1&2)										150,000	150,000	2 buildings
Caron Ave P.S.										150,000	150,000	4 sections
											-	
<b>Total</b>	<b>400,000</b>	<b>1,200,000</b>	<b>200,000</b>	<b>1,150,000</b>	<b>2,820,000</b>	<b>1,560,000</b>	<b>1,525,000</b>	<b>2,300,000</b>	<b>1,000,000</b>	<b>1,075,000</b>	<b>14,530,000</b>	



# Project Version Summary

<b>Project #</b>	PFO-001-23	<b>Service Area</b>	Community Services
<b>Budget Year</b>	2025	<b>Department</b>	Parks & Facilities
<b>Asset Type</b>	Unassigned	<b>Division</b>	Facilities Operations
<b>Title</b>	Parks & Facilities Maintenance Funding		
<b>Budget Status</b>	Mayor's Recommended Budget		
<b>Major Category</b>	Corporate Property Infrastructure		
<b>Wards</b>	City Wide		
<b>Version Name</b>	Main (Active)		

**Project Description**  
 This project was created for the capital refurbishment of existing structures and amenities found with the City's 205 Parks. The refurbishment of existing structures within the Parks & Facilities Department are also utilized to carry out the effective daily operations of our parkland.

**Version Description**  
 Specific allocation of funds to be determined on an ongoing basis by the department based upon risk assessments and asset/inventory assessments.

<b>Project Comments/Reference</b>	<b>Version Comments</b>

<b>Project Detailed Forecast</b>											
GL Account	2025	2026	2027	2028	2029	2030	2031	2032	2033	2034	Total
<b>Expenses</b>											
5410 Construction Contracts - TCA	0	40,000	0	0	0	0	0	100,000	100,000	80,000	320,000
Total	0	40,000	0	0	0	0	0	100,000	100,000	80,000	320,000
<b>Revenues</b>											
221 Service Sustainability Investm	0	40,000	0	0	0	0	0	100,000	100,000	80,000	320,000
Total	0	40,000	0	0	0	0	0	100,000	100,000	80,000	320,000

<b>Related Projects</b>	<b>Historical Approved Budget</b>	<b>Operating Budget Impact</b>

<b>Year Identified</b>	<b>Start Date</b>	<b>Project Type for 2025</b>	<b>Project Lead</b>	<b>Est. Completion Date</b>
2023	January 1, 2026	Growth: 0.0 % Maintenance: 0.0 %	J. Chacko	Ongoing`



# Project Version Summary

<b>Project #</b>	PFO-002-19	<b>Service Area</b>	Community Services
<b>Budget Year</b>	2025	<b>Department</b>	Parks & Facilities
<b>Asset Type</b>	Unassigned	<b>Division</b>	Facilities Operations
<b>Title</b>	Fountain Restoration and Repairs		
<b>Budget Status</b>	Mayor's Recommended Budget		
<b>Major Category</b>	Corporate Property Infrastructure		
<b>Wards</b>	Ward 2		
<b>Version Name</b>	Main (Active)		

<b>Project Description</b>
<p>This project is intended to fund capital costs for ongoing refurbishment, restoration and replacement of all Facilities fountains.</p> <p>The anticipated funding required for the new International Charles Brooks Memorial Peace Fountain has been included in this Capital Project within the 10-year forecast.</p>

<b>Version Description</b>
Specific work identified at this time includes the refurbishment and/or replacement of existing fountains.

<b>Project Comments/Reference</b>	<b>Version Comments</b>
7209008 7211054	<b>COMMITMENTS:</b> C 140/2024 CR507/2024: 2025 F169 \$624,046, F214 \$1,250,000, F221 \$1,000,000, 2026 F169 \$363,522, F176 \$4,454,250, F221 \$192,000, 2027 F169 \$500,000, F221 \$160,000

<b>Project Detailed Forecast</b>											
GL Account	2025	2026	2027	2028	2029	2030	2031	2032	2033	2034	Total
<b>Expenses</b>											
5410 Construction Contracts - TCA	7,959,532	8,927,000	1,657,286	0	0	0	0	0	150,000	270,000	18,963,818
Total	7,959,532	8,927,000	1,657,286	0	0	0	0	0	150,000	270,000	18,963,818
<b>Revenues</b>											
169 Pay As You Go - Capital Reserve	5,085,486	3,917,228	997,286	0	0	0	0	0	0	0	10,000,000
169CF Committed Funding	624,046	363,522	500,000	0	0	0	0	0	0	0	1,487,568
176CF Committed Funding	0	4,454,250	0	0	0	0	0	0	0	0	4,454,250
214CF Committed Funding	1,250,000	0	0	0	0	0	0	0	0	0	1,250,000
221 Service Sustainability Investm	0	0	0	0	0	0	0	0	150,000	270,000	420,000
221CF Committed Funding	1,000,000	192,000	160,000	0	0	0	0	0	0	0	1,352,000
Total	7,959,532	8,927,000	1,657,286	0	0	0	0	0	150,000	270,000	18,963,818

Related Projects		Historical Approved Budget			Operating Budget Impact				
		Year	Total Expense	Revenue		Effective Date	Unknown	Exp/(Rev)	FTE Impact
				Net City Cost	Subsidies				
		2020	50,000	50,000	0				
		2022	449,500	449,500	0				
		2023	2,206,182	2,206,182	0				
		2024	250,000	250,000	0				
Year Identified	Start Date	Project Type for 2025		Project Lead	Est. Completion Date				
2019	January 1, 2019	Growth: 71.7 % Maintenance: 28.3 %		J. Chacko	Ongoing`				



# Project Version Summary

<b>Project #</b>	PFO-013-21	<b>Service Area</b>	Community Services
<b>Budget Year</b>	2025	<b>Department</b>	Parks & Facilities
<b>Asset Type</b>	Unassigned	<b>Division</b>	Facilities Operations
<b>Title</b>	Corporate Pool Equipment Maintenance Program		
<b>Budget Status</b>	Mayor's Recommended Budget		
<b>Major Category</b>	Corporate Property Infrastructure		
<b>Wards</b>	City Wide		
<b>Version Name</b>	Main (Active)		

**Project Description**

To repair and replace infrastructure equipment within Facilities. The equipment is costly to repair/replace and many items are reaching the end of their useful life. Annual funding is being requested to replace/repair aging infrastructure equipment, such as pumps, dock leveler, and trash compactor, etc. This budget will ensure that funds are available when infrastructure equipment throughout Facilities fails or needs replacement.

**Version Description**

Specific work identified at this time is as follows:  
 2025 - Gino Marcus CHEMTROL system (\$10,000)  
 2026 - Adventure Bay (\$1,000,000); Outdoor pool maintenance (\$50,000)  
 2028 - Adventure Bay Sound system (\$150,000)  
 2031 - BCA identified needs (\$50,000)  
 2032 - BCA identified needs (\$75,000)  
 2033- Outdoor Pool Maintenance (\$140,000)  
 2034 - Outdoor Pool Maint. (\$100,000), Pool Water Pumps (\$100,000)

Enterprise Risk(s): This funding will mitigate against the identified infrastructure enterprise risk. The lack of funding for these works will result in deferral of repairs and increase the likelihood of over expenditures in the operating budget when emergency repairs must be undertaken.

<b>Project Comments/Reference</b>	<b>Version Comments</b>
7219012	

<b>Project Detailed Forecast</b>											
GL Account	2025	2026	2027	2028	2029	2030	2031	2032	2033	2034	Total
<b>Expenses</b>											
5410 Construction Contracts - TCA	10,000	1,050,000	0	150,000	0	0	50,000	75,000	140,000	200,000	1,675,000
Total	10,000	1,050,000	0	150,000	0	0	50,000	75,000	140,000	200,000	1,675,000
<b>Revenues</b>											
151 Parks/Rec/Facil Acquis Funding	0	1,000,000	0	0	0	0	0	0	0	0	1,000,000
169 Pay As You Go - Capital Reserve	0	0	0	0	0	0	50,000	0	0	0	50,000
221 Service Sustainability Investm	10,000	50,000	0	150,000	0	0	0	75,000	140,000	200,000	625,000
Total	10,000	1,050,000	0	150,000	0	0	50,000	75,000	140,000	200,000	1,675,000

Related Projects		Historical Approved Budget			Operating Budget Impact
			Revenue		
	<b>Year</b>	<b>Total Expense</b>	<b>Net City Cost</b>	<b>Subsidies</b>	
	2021	63,000	63,000	0	
	2022	232,800	232,800	0	
	2023	48,000	48,000	0	
	2024	50,000	50,000	0	
Year Identified	Start Date	Project Type for 2025	Project Lead	Est. Completion Date	
2021	January 1, 2021	Growth: 0.0 % Maintenance: 100.0 %	J. Scott	Ongoing`	





# Project Version Summary

<b>Project #</b>	PFO-014-07	<b>Service Area</b>	Community Services
<b>Budget Year</b>	2025	<b>Department</b>	Parks & Facilities
<b>Asset Type</b>	Unassigned	<b>Division</b>	Facilities Operations
<b>Title</b>	Corporate Facilities Health & Safety Compliance		
<b>Budget Status</b>	Mayor's Recommended Budget		
<b>Major Category</b>	Corporate Property Infrastructure		
<b>Wards</b>	City Wide		
<b>Version Name</b>	Main (Active)		

## Project Description

This is an ongoing program to address the deficiencies outlined in the corporate health and safety audit. Pending initiatives are brought forward as issues arise.

Facilities Operations finds itself called upon to resolve Health & Safety matters across the Corporation, with a limited corresponding source of funding. As identified in the MBNC performance indicators, Facilities Operations is responsible for providing service for 3.7 million square feet of space among various City owned facilities. This includes ensuring that Health & Safety orders/complaints are followed up in a timely manner. Currently, many orders cannot be absorbed in the various operating budgets. Expectations are that, due to aging municipal facilities, an aging work force and the recent hiring of additional Ministry of Labour work force with respect to enforcing Bill C45, the demand for Health & Safety related replacements will steadily increase.

In addition, this program will fund the expenses incurred when Designated Substances, as defined in Ontario Regulation 490/90 of the OH&S Act, are encountered and required to be properly managed in municipal buildings. These substances are sometimes encountered unexpectedly during renovation projects or are discovered through a targeted investigation.

## Version Description

Issues that will require attention as a result of various Provincial Ministry and Municipal orders include but are not limited to the following:

- Designated substance remediation
- Mould remediation
- Work environment illumination levels as set forth by the Ministry of Labour
- Washroom rehabilitation
- Sidewalk/pathway trip hazards
- Flooring trip hazards & other structural hazards
- Air quality & noise replacements
- Arc flash & shock protection assessments
- Electrical safety authority orders to comply
- Fire prevention officer orders to comply

Outstanding orders from both the ESA and our own Health & Safety team are currently being compiled. It should be noted that this represents a running total that is fluid and changes over time. A backlog of work orders is anticipated based on Bill C-45, although dealt with as far as funding will allow. It can be effectively demonstrated that more funds will be required in future years.

## Project Comments/Reference

7086007 H&S

## Version Comments

Project Detailed Forecast												
GL Account		2025	2026	2027	2028	2029	2030	2031	2032	2033	2034	Total
<b>Expenses</b>												
5410	Construction Contracts - TCA	100,000	150,000	150,000	150,000	150,000	150,000	150,000	150,000	150,000	150,000	1,450,000
Total		100,000	150,000	150,000	150,000	150,000	150,000	150,000	150,000	150,000	150,000	1,450,000
<b>Revenues</b>												
221	Service Sustainability Investm	100,000	150,000	150,000	150,000	150,000	150,000	150,000	150,000	150,000	150,000	1,450,000
Total		100,000	150,000	150,000	150,000	150,000	150,000	150,000	150,000	150,000	150,000	1,450,000

Related Projects		Historical Approved Budget				Operating Budget Impact		
				Revenue				
		Year	Total Expense	Net City Cost	Subsidies	Effective Date	Unknown	Exp/(Rev) FTE Impact
		Description					0	0
		2007	75,000	75,000	0	No operating budget impact.		
		2008	150,000	150,000	0			
		2009	150,000	150,000	0			
		2010	150,000	150,000	0			
		2011	150,000	150,000	0			
		2012	150,000	150,000	0			
		2013	160,000	160,000	0			
		2014	150,000	150,000	0			
		2015	185,000	185,000	0			
		2017	150,000	150,000	0			
		2018	150,000	150,000	0			
		2019	90,000	90,000	0			
		2021	100,000	100,000	0			
		2023	100,000	100,000	0			
		2024	125,000	125,000	0			

Year Identified	Start Date	Project Type for 2025	Project Lead	Est. Completion Date
2007	January 1, 2007	Growth: 0.0 % Maintenance: 100.0 %	J. Scott	Ongoing`





# Project Version Summary

<b>Project #</b>	PFO-001-22	<b>Service Area</b>	Community Services
<b>Budget Year</b>	2025	<b>Department</b>	Parks & Facilities
<b>Asset Type</b>	Unassigned	<b>Division</b>	Parks
<b>Title</b>	Self-Watering Planters		
<b>Budget Status</b>	Mayor's Recommended Budget		
<b>Major Category</b>	Parks & Recreation		
<b>Wards</b>	City Wide		
<b>Version Name</b>	Main (Active)		

**Project Description**  
 Purchase of additional self-watering planters of various sizes are to replace damaged or discoloured, to add to our existing inventory in areas that are deficient within the BIA's and parklands. These planters are twinned with current stand-alone planters at various City locations.

**Version Description**  
 Replacement program to fund the installation of 800 planters throughout the city for self-watering planters.  
 2031-2033: Replacement of planters in avenue or promenade \$60,000

<b>Project Comments/Reference</b>	<b>Version Comments</b>
-----------------------------------	-------------------------

<b>Project Detailed Forecast</b>											
GL Account	2025	2026	2027	2028	2029	2030	2031	2032	2033	2034	Total
<b>Expenses</b>											
5410 Construction Contracts - TCA	0	0	0	0	0	0	60,000	72,000	72,000	0	204,000
Total	0	0	0	0	0	0	60,000	72,000	72,000	0	204,000
<b>Revenues</b>											
221 Service Sustainability Investm	0	0	0	0	0	0	60,000	72,000	72,000	0	204,000
Total	0	0	0	0	0	0	60,000	72,000	72,000	0	204,000

<b>Related Projects</b>	<b>Historical Approved Budget</b>	<b>Operating Budget Impact</b>
-------------------------	-----------------------------------	--------------------------------

Year Identified	Start Date	Project Type for 2025	Project Lead	Est. Completion Date
2022	January 1, 2031	Growth: 0.0 % Maintenance: 0.0 %	W. Letourneau	TBD`



# Project Version Summary

<b>Project #</b>	PFO-001-24	<b>Service Area</b>	Community Services
<b>Budget Year</b>	2025	<b>Department</b>	Parks & Facilities
<b>Asset Type</b>	Unassigned	<b>Division</b>	Parks
<b>Title</b>	Lanspeary Super Playground		
<b>Budget Status</b>	Mayor's Recommended Budget		
<b>Major Category</b>	Parks & Recreation		
<b>Wards</b>	Ward 4		
<b>Version Name</b>	Main (Active)		

<b>Project Description</b>	Lanspeary Park is a Community Park with more than 11-acre of green space located at the heart of one of Windsor's most historic neighbourhoods. This new playground will be a family expanded playground / Super Playground with an area of approx. 2000m2 (+/-).
----------------------------	---

<b>Version Description</b>	
----------------------------	--

<b>Project Comments/Reference</b>	<b>Version Comments</b>
-----------------------------------	-------------------------

<b>Project Detailed Forecast</b>											
GL Account	2025	2026	2027	2028	2029	2030	2031	2032	2033	2034	Total
<b>Expenses</b>											
5410 Construction Contracts - TCA	900,000	1,100,000	500,000	1,500,000	0	0	0	0	0	0	4,000,000
Total	900,000	1,100,000	500,000	1,500,000	0	0	0	0	0	0	4,000,000
<b>Revenues</b>											
169 Pay As You Go - Capital Reserve	900,000	1,100,000	500,000	1,500,000	0	0	0	0	0	0	4,000,000
Total	900,000	1,100,000	500,000	1,500,000	0	0	0	0	0	0	4,000,000

<b>Related Projects</b>	<b>Historical Approved Budget</b>	<b>Operating Budget Impact</b>
-------------------------	-----------------------------------	--------------------------------

Year Identified	Start Date	Project Type for 2025	Project Lead	Est. Completion Date
2024	January 1, 2025	Growth: 100.0 % Maintenance: 0.0 %	L Ash / W. Al-Yassiri	TBD`



# Project Version Summary

<b>Project #</b>	PFO-001-25	<b>Service Area</b>	Community Services
<b>Budget Year</b>	2025	<b>Department</b>	Parks & Facilities
<b>Asset Type</b>	Unassigned	<b>Division</b>	Parks
<b>Title</b>	South Cameron Conceptual Trail Plan		
<b>Budget Status</b>	Mayor's Recommended Budget		
<b>Major Category</b>	Parks & Recreation		
<b>Wards</b>	Ward 9		
<b>Version Name</b>	Main (Active)		

<b>Project Description</b>	To implement the Council approved South Cameron Woodlot Park Master Plan
----------------------------	--

<b>Version Description</b>	Funding has been identified for the implementation of the Master Plan as identified by Parks Administration as per CR218/2024. Funding of \$295,000 in 2025 will be used for Phase 1A of the project.
----------------------------	---

<b>Project Comments/Reference</b>	<b>Version Comments</b>
-----------------------------------	-------------------------

<b>Project Detailed Forecast</b>											
GL Account	2025	2026	2027	2028	2029	2030	2031	2032	2033	2034	Total
<b>Expenses</b>											
5410 Construction Contracts - TCA	295,000	0	0	0	0	0	0	0	0	500,000	795,000
Total	295,000	0	0	0	0	0	0	0	0	500,000	795,000
<b>Revenues</b>											
169 Pay As You Go - Capital Reserve	295,000	0	0	0	0	0	0	0	0	500,000	795,000
Total	295,000	0	0	0	0	0	0	0	0	500,000	795,000

<b>Related Projects</b>	<b>Historical Approved Budget</b>	<b>Operating Budget Impact</b>
-------------------------	-----------------------------------	--------------------------------

<b>Year Identified</b>	<b>Start Date</b>	<b>Project Type for 2025</b>	<b>Project Lead</b>	<b>Est. Completion Date</b>
2025	January 1, 2034	Growth: 100.0 % Maintenance: 0.0 %	J. Chacko	2034+



# Project Version Summary

<b>Project #</b>	PFO-002-15	<b>Service Area</b>	Community Services
<b>Budget Year</b>	2025	<b>Department</b>	Parks & Facilities
<b>Asset Type</b>	Unassigned	<b>Division</b>	Parks
<b>Title</b>	Playgrounds Replacement Program		
<b>Budget Status</b>	Mayor's Recommended Budget		
<b>Major Category</b>	Parks & Recreation		
<b>Wards</b>	City Wide		
<b>Version Name</b>	Main (Active)		

**Project Description**  
 This project will capture the costs of the playground replacement program as a result of the independent audit, compliance with CSA guidelines and AODA standards.

**Version Description**  
 The Playground Replacement Program approved by Council identifies 125 playgrounds which will be replaced based upon condition and inspection reports. Annual funding requirements for playground replacements over the next 20 years are \$2.5M.

<b>Project Comments/Reference</b>	<b>Version Comments</b>
7171090	COMMITMENT: CR367/2021 C 95/2021: 2025 F221 \$2,226,728 - 2026 F221 \$1,771,647

<b>Project Detailed Forecast</b>											
GL Account	2025	2026	2027	2028	2029	2030	2031	2032	2033	2034	Total
<b>Expenses</b>											
5410 Construction Contracts - TCA	2,226,728	3,053,000	2,000,000	2,000,000	2,300,000	2,000,000	2,163,670	2,000,000	2,553,640	2,553,640	22,850,678
Total	2,226,728	3,053,000	2,000,000	2,000,000	2,300,000	2,000,000	2,163,670	2,000,000	2,553,640	2,553,640	22,850,678
<b>Revenues</b>											
151 Parks/Rec/Facil Acquis Funding	0	150,000	0	0	0	0	0	0	0	0	150,000
221 Service Sustainability Investm	0	0	2,000,000	2,000,000	2,300,000	2,000,000	2,163,670	2,000,000	2,553,640	2,553,640	17,570,950
221CF Committed Funding	2,226,728	2,903,000	0	0	0	0	0	0	0	0	5,129,728
Total	2,226,728	3,053,000	2,000,000	2,000,000	2,300,000	2,000,000	2,163,670	2,000,000	2,553,640	2,553,640	22,850,678

Related Projects		Historical Approved Budget			Operating Budget Impact				
		Year	Total Expense	Revenue		Effective Date	Unknown	Exp/(Rev)	FTE Impact
				Net City Cost	Subsidies				
		2018	2,654,172	2,654,172	0				
		2019	480,000	480,000	0				
		2020	224,595	224,595	0				
		2021	1,826,021	1,826,021	0				
		2022	1,577,448	1,577,448	0				
		2023	1,343,875	1,343,875	0				
		2024	2,510,302	2,510,302	0				
<b>Year Identified</b>	<b>Start Date</b>	<b>Project Type for 2025</b>		<b>Project Lead</b>		<b>Est. Completion Date</b>			
2014	October 1, 2014	Growth: 0.0 % Maintenance: 100.0 %		L. Ash		Ongoing`			





# Project Version Summary

<b>Project #</b>	PFO-002-21	<b>Service Area</b>	Community Services
<b>Budget Year</b>	2025	<b>Department</b>	Parks & Facilities
<b>Asset Type</b>	Unassigned	<b>Division</b>	Parks
<b>Title</b>	Parks Drainage Improvements		
<b>Budget Status</b>	Mayor's Recommended Budget		
<b>Major Category</b>	Parks & Recreation		
<b>Wards</b>	City Wide		
<b>Version Name</b>	Main (Active)		

<b>Project Description</b>											
To establish annual capital funding to improve parks with drainage issue to mitigate flooding which occurs during periods of heavy rainfall. There has been significant drainage issues in parks which has resulted in the flooding of residential properties that are adjacent to parkland throughout the City. An extensive conditional assessment review is required to identify parks that may present significant risk to the residential properties and result in flooding in parkland. The drainage issues also result in flooded sports field which result in the cancellation of events and the loss of revenue for the City recreation division. The flooding that occurs in parkland delays the commencement of grass maintenance as a result of the weight of the park equipment. Improvements to park drainage would reduce the standing water volumes and mitigate the potential damage to parkland and sports fields in periods subsequent to heavy precipitations levels.											
<b>Version Description</b>											
The projects under this funding will be based upon a conditional review of the drainage for parks to determine the prioritization based upon areas of need.											
<b>Project Comments/Reference</b>						<b>Version Comments</b>					
7219013											
<b>Project Detailed Forecast</b>											
<b>GL Account</b>	<b>2025</b>	<b>2026</b>	<b>2027</b>	<b>2028</b>	<b>2029</b>	<b>2030</b>	<b>2031</b>	<b>2032</b>	<b>2033</b>	<b>2034</b>	<b>Total</b>
<b>Expenses</b>											
5410 Construction Contracts - TCA	275,000	300,000	300,000	300,000	300,000	300,000	300,000	300,000	500,000	100,000	2,975,000
Total	275,000	300,000	300,000	300,000	300,000	300,000	300,000	300,000	500,000	100,000	2,975,000
<b>Revenues</b>											
234 Stormwater Sewer Surcharge	275,000	300,000	300,000	300,000	300,000	300,000	300,000	300,000	500,000	100,000	2,975,000
Total	275,000	300,000	300,000	300,000	300,000	300,000	300,000	300,000	500,000	100,000	2,975,000
<b>Related Projects</b>		<b>Historical Approved Budget</b>				<b>Operating Budget Impact</b>					
				<b>Revenue</b>							
		<b>Year</b>	<b>Total Expense</b>	<b>Net City Cost</b>	<b>Subsidies</b>						
		2021	125,000	125,000	0						
		2022	125,000	125,000	0						
		2023	175,000	175,000	0						
		2024	175,000	175,000	0						
<b>Year Identified</b>	<b>Start Date</b>	<b>Project Type for 2025</b>		<b>Project Lead</b>			<b>Est. Completion Date</b>				
2021	January 1, 2021	Growth: 0.0 % Maintenance: 100.0 %		W. Al-Yassiri/ D. Nicholls			Ongoing`				



# Project Version Summary

<b>Project #</b>	PFO-002-24	<b>Service Area</b>	Community Services
<b>Budget Year</b>	2025	<b>Department</b>	Parks & Facilities
<b>Asset Type</b>	Unassigned	<b>Division</b>	Parks
<b>Title</b>	Derwent Park - Cricket Pitch		
<b>Budget Status</b>	Mayor's Recommended Budget		
<b>Major Category</b>	Parks & Recreation		
<b>Wards</b>	Ward 8		
<b>Version Name</b>	Main (Active)		

<b>Project Description</b>												
Construction of a full sized cricket pitch at Derwent Park.												
<b>Version Description</b>												
2024 - Construction of cricket pitch - \$1,000,000												
<b>Project Comments/Reference</b>						<b>Version Comments</b>						
7242005						COMMITMENTS: CR217/2024 S 37/2024: 2025 F176 \$1,000,000						
<b>Project Detailed Forecast</b>												
<b>GL Account</b>		<b>2025</b>	<b>2026</b>	<b>2027</b>	<b>2028</b>	<b>2029</b>	<b>2030</b>	<b>2031</b>	<b>2032</b>	<b>2033</b>	<b>2034</b>	<b>Total</b>
<b>Expenses</b>												
5410	Construction Contracts - TCA	1,000,000	0	0	0	0	0	0	0	0	500,000	1,500,000
	Total	1,000,000	0	0	0	0	0	0	0	0	500,000	1,500,000
<b>Revenues</b>												
169	Pay As You Go - Capital Reserve	0	0	0	0	0	0	0	0	0	500,000	500,000
176CF	Committed Funding	1,000,000	0	0	0	0	0	0	0	0	0	1,000,000
	Total	1,000,000	0	0	0	0	0	0	0	0	500,000	1,500,000
<b>Related Projects</b>			<b>Historical Approved Budget</b>				<b>Operating Budget Impact</b>					
<b>Year Identified</b>	<b>Start Date</b>	<b>Project Type for 2025</b>			<b>Project Lead</b>			<b>Est. Completion Date</b>				
2024	April 1, 2024	Growth: 100.0 % Maintenance: 0.0 %			J. Chacko			Q2 2025				



# Project Version Summary

<b>Project #</b>	PFO-003-19	<b>Service Area</b>	Community Services
<b>Budget Year</b>	2025	<b>Department</b>	Parks & Facilities
<b>Asset Type</b>	Unassigned	<b>Division</b>	Parks
<b>Title</b>	Parks Lighting		
<b>Budget Status</b>	Mayor's Recommended Budget		
<b>Major Category</b>	Parks & Recreation		
<b>Wards</b>	City Wide		
<b>Version Name</b>	Main (Active)		

<b>Project Description</b>												
Placeholder for the installation of new park lighting required for parkland and the replacement of existing lighting which is beyond the useful life. There are many lighting structures located in parks where poles have worn due to age and are in need of renovation to protect the lighting structure and ensure maximum safety to the public. This capital project will ensure asset management principles are maintained within the infrastructure in Parks.												
<b>Version Description</b>												
Parks lighting was identified by the public as a significant amenity within parklands in the Parks master plan.												
<b>Project Comments/Reference</b>						<b>Version Comments</b>						
7191011												
<b>Project Detailed Forecast</b>												
<b>GL Account</b>		<b>2025</b>	<b>2026</b>	<b>2027</b>	<b>2028</b>	<b>2029</b>	<b>2030</b>	<b>2031</b>	<b>2032</b>	<b>2033</b>	<b>2034</b>	<b>Total</b>
<b>Expenses</b>												
5410	Construction Contracts - TCA	100,000	100,000	100,000	100,000	100,000	100,000	500,000	300,000	300,000	800,000	2,500,000
	Total	100,000	100,000	100,000	100,000	100,000	100,000	500,000	300,000	300,000	800,000	2,500,000
<b>Revenues</b>												
169	Pay As You Go - Capital Reserve	0	0	0	0	0	0	400,000	0	0	700,000	1,100,000
221	Service Sustainability Investm	100,000	100,000	100,000	100,000	100,000	100,000	100,000	300,000	300,000	100,000	1,400,000
	Total	100,000	100,000	100,000	100,000	100,000	100,000	500,000	300,000	300,000	800,000	2,500,000
<b>Related Projects</b>		<b>Historical Approved Budget</b>					<b>Operating Budget Impact</b>					
				<b>Revenue</b>								
		<b>Year</b>	<b>Total Expense</b>	<b>Net City Cost</b>		<b>Subsidies</b>						
		2019	38,500	38,500		0						
		2020	100,000	100,000		0						
		2021	100,000	100,000		0						
		2022	425,000	425,000		0						
		2023	100,000	100,000		0						
		2024	100,000	100,000		0						
<b>Year Identified</b>	<b>Start Date</b>	<b>Project Type for 2025</b>			<b>Project Lead</b>			<b>Est. Completion Date</b>				
2019	January 1, 2019	Growth: 0.0 % Maintenance: 100.0 %			D. Nicholls			Ongoing				



# Project Version Summary

<b>Project #</b>	PFO-003-20	<b>Service Area</b>	Community Services
<b>Budget Year</b>	2025	<b>Department</b>	Parks & Facilities
<b>Asset Type</b>	Unassigned	<b>Division</b>	Parks
<b>Title</b>	Holiday Lights Capital Maintenance		
<b>Budget Status</b>	Mayor's Recommended Budget		
<b>Major Category</b>	Parks & Recreation		
<b>Wards</b>	Ward 3		
<b>Version Name</b>	Main (Active)		

<b>Project Description</b>	Holiday Lights requires funding for ongoing repair, replacement and maintenance of lights and other equipment.											
----------------------------	--	--	--	--	--	--	--	--	--	--	--	--

<b>Version Description</b>	Bright Lights requires an annual allotment for various repairs and maintenance to address unexpected needs and to perform proper maintenance as needed.											
----------------------------	---	--	--	--	--	--	--	--	--	--	--	--

<b>Project Comments/Reference</b>	7171089					<b>Version Comments</b>						
-----------------------------------	---------	--	--	--	--	-------------------------	--	--	--	--	--	--

<b>Project Detailed Forecast</b>		2025	2026	2027	2028	2029	2030	2031	2032	2033	2034	Total
<b>GL Account</b>												
<b>Expenses</b>												
5411	Construction Contracts-Non TCA	50,000	50,000	50,000	0	50,000	0	0	50,000	50,000	50,000	350,000
	Total	50,000	50,000	50,000	0	50,000	0	0	50,000	50,000	50,000	350,000
<b>Revenues</b>												
221	Service Sustainability Investm	50,000	50,000	50,000	0	50,000	0	0	50,000	50,000	50,000	350,000
	Total	50,000	50,000	50,000	0	50,000	0	0	50,000	50,000	50,000	350,000

<b>Related Projects</b>	<b>Historical Approved Budget</b>				<b>Operating Budget Impact</b>			
	<b>Year</b>	<b>Total Expense</b>	<b>Revenue</b>		<b>Effective Date</b>	<b>Unknown</b>	<b>Exp/(Rev)</b>	<b>FTE Impact</b>
			<b>Net City Cost</b>	<b>Subsidies</b>	<b>Description</b>		0	0
	2020	44,199	44,199	0	The lack of capital funding would result in deferral of repairs and increase the likelihood to additional spending in the operating budget.			
	2021	50,000	50,000	0				
	2022	50,000	50,000	0				
	2023	105,801	105,801	0				
	2024	50,000	50,000	0				

<b>Year Identified</b>	<b>Start Date</b>	<b>Project Type for 2025</b>	<b>Project Lead</b>	<b>Est. Completion Date</b>
2020	January 1, 2020	Growth: 0.0 % Maintenance: 100.0 %	W. Letourneau	Ongoing`



# Project Version Summary

<b>Project #</b>	PFO-003-21	<b>Service Area</b>	Community Services
<b>Budget Year</b>	2025	<b>Department</b>	Parks & Facilities
<b>Asset Type</b>	Unassigned	<b>Division</b>	Parks
<b>Title</b>	Parks Fencing and Railings		
<b>Budget Status</b>	Mayor's Recommended Budget		
<b>Major Category</b>	Parks & Recreation		
<b>Wards</b>	City Wide		
<b>Version Name</b>	Main (Active)		

<b>Project Description</b>	To identify capital funding required for the replacement and restoration of park fencing and railing located within parks across the city.
----------------------------	--

<b>Version Description</b>	To identify capital funding required for the replacement and restoration of various park fencing and railings.
----------------------------	--

<b>Project Comments/Reference</b>	<b>Version Comments</b>

<b>Project Detailed Forecast</b>											
GL Account	2025	2026	2027	2028	2029	2030	2031	2032	2033	2034	Total
<b>Expenses</b>											
5410 Construction Contracts - TCA	0	0	0	0	0	0	225,000	325,000	325,000	0	875,000
Total	0	0	0	0	0	0	225,000	325,000	325,000	0	875,000
<b>Revenues</b>											
221 Service Sustainability Investm	0	0	0	0	0	0	225,000	325,000	325,000	0	875,000
Total	0	0	0	0	0	0	225,000	325,000	325,000	0	875,000

<b>Related Projects</b>	<b>Historical Approved Budget</b>	<b>Operating Budget Impact</b>

<b>Year Identified</b>	<b>Start Date</b>	<b>Project Type for 2025</b>	<b>Project Lead</b>	<b>Est. Completion Date</b>
2021	January 1, 2031	Growth: 0.0 % Maintenance: 0.0 %	W. Al-Yassiri	Ongoing`



# Project Version Summary

<b>Project #</b>	PFO-003-25	<b>Service Area</b>	Community Services
<b>Budget Year</b>	2025	<b>Department</b>	Parks & Facilities
<b>Asset Type</b>	Unassigned	<b>Division</b>	Parks
<b>Title</b>	Ford Test Track Parking Lot		
<b>Budget Status</b>	Mayor's Recommended Budget		
<b>Major Category</b>	Parks & Recreation		
<b>Wards</b>	Ward 5		
<b>Version Name</b>	Main (Active)		

<b>Project Description</b>												
Parking lot improvements at Ford Test Track Park.												
<b>Version Description</b>												
Funding has been identified for improvements of the north parking lot located at Ford Test Track Park as per CR309/2024.												
<b>Project Comments/Reference</b>						<b>Version Comments</b>						
<b>Project Detailed Forecast</b>												
<b>GL Account</b>	<b>2025</b>	<b>2026</b>	<b>2027</b>	<b>2028</b>	<b>2029</b>	<b>2030</b>	<b>2031</b>	<b>2032</b>	<b>2033</b>	<b>2034</b>	<b>Total</b>	
<b>Expenses</b>												
5410 Construction Contracts - TCA	125,000	0	0	0	0	0	0	0	0	0	125,000	
Total	125,000	0	0	0	0	0	0	0	0	0	125,000	
<b>Revenues</b>												
169 Pay As You Go - Capital Reserve	125,000	0	0	0	0	0	0	0	0	0	125,000	
Total	125,000	0	0	0	0	0	0	0	0	0	125,000	
<b>Related Projects</b>			<b>Historical Approved Budget</b>				<b>Operating Budget Impact</b>					
<b>Year Identified</b>	<b>Start Date</b>	<b>Project Type for 2025</b>		<b>Project Lead</b>			<b>Est. Completion Date</b>					
2025	January 1, 2025	Growth: 100.0 % Maintenance: 0.0 %		W. Al-Yassiri			2025`					



# Project Version Summary

<b>Project #</b>	PFO-004-21	<b>Service Area</b>	Community Services
<b>Budget Year</b>	2025	<b>Department</b>	Parks & Facilities
<b>Asset Type</b>	Unassigned	<b>Division</b>	Parks
<b>Title</b>	Parks Sports Courts Improvements		
<b>Budget Status</b>	Mayor's Recommended Budget		
<b>Major Category</b>	Parks & Recreation		
<b>Wards</b>	City Wide		
<b>Version Name</b>	Main (Active)		

**Project Description**  
 This program fully replaces and rebuilds existing sports courts or creates new ones in the city based on the parks and recreation master plans.

**Version Description**

<b>Project Comments/Reference</b>	<b>Version Comments</b>
New capital project titled "Parks Sports Courts" to be opened per 2025 Capital Budget to pre-commit \$50K from F169 in 2025.	COMMITMENT: CR347/2021 - C 61/2021: 2025 F169 \$50,000

<b>Project Detailed Forecast</b>											
GL Account	2025	2026	2027	2028	2029	2030	2031	2032	2033	2034	Total
<b>Expenses</b>											
5410 Construction Contracts - TCA	195,000	0	0	0	0	0	1,239,000	407,000	745,000	0	2,586,000
Total	195,000	0	0	0	0	0	1,239,000	407,000	745,000	0	2,586,000
<b>Revenues</b>											
169 Pay As You Go - Capital Reserve	145,000	0	0	0	0	0	1,239,000	407,000	745,000	0	2,536,000
169CF Committed Funding	50,000	0	0	0	0	0	0	0	0	0	50,000
Total	195,000	0	0	0	0	0	1,239,000	407,000	745,000	0	2,586,000

<b>Related Projects</b>	<b>Historical Approved Budget</b>				<b>Operating Budget Impact</b>			
			<b>Revenue</b>					
	<b>Year</b>	<b>Total Expense</b>	<b>Net City Cost</b>	<b>Subsidies</b>				
	2021	500,000	500,000	0				
	2023	300,000	300,000	0				

<b>Year Identified</b>	<b>Start Date</b>	<b>Project Type for 2025</b>	<b>Project Lead</b>	<b>Est. Completion Date</b>
2021	January 1, 2021	Growth: 100.0 % Maintenance: 0.0 %	W. Al-Yassiri	Ongoing`



# Project Version Summary

<b>Project #</b>	PFO-005-12	<b>Service Area</b>	Community Services
<b>Budget Year</b>	2025	<b>Department</b>	Parks & Facilities
<b>Asset Type</b>	Unassigned	<b>Division</b>	Parks
<b>Title</b>	Regional Parks Rehabilitation Program		
<b>Budget Status</b>	Mayor's Recommended Budget		
<b>Major Category</b>	Parks & Recreation		
<b>Wards</b>	City Wide		
<b>Version Name</b>	Main (Active)		

<b>Project Description</b>												
Regional Parks have a higher service level and benefit the entire community, surrounding communities, tourist and visitors to Windsor. Regional Park projects focus on park redevelopment including improvements to major park amenities such as fountains, buildings, community centres, gateway features and other heritage items that may be present. Regional parks include riverfront parks, sports parks, horticultural displays and heritage parks.												
<b>Version Description</b>												
Regional Parks service a broader area of the city and often attract users from outside the city boundaries. The size and scale varies but often times they include large parks and heritage parks. Projects that benefit major park amenities which include riverfront parks.												
<b>Project Comments/Reference</b>						<b>Version Comments</b>						
7181026 7201020 7221022												
<b>Project Detailed Forecast</b>												
<b>GL Account</b>		<b>2025</b>	<b>2026</b>	<b>2027</b>	<b>2028</b>	<b>2029</b>	<b>2030</b>	<b>2031</b>	<b>2032</b>	<b>2033</b>	<b>2034</b>	<b>Total</b>
<b>Expenses</b>												
5410	Construction Contracts - TCA	300,000	500,000	600,000	300,000	300,000	300,000	300,000	0	350,000	180,000	3,130,000
	Total	300,000	500,000	600,000	300,000	300,000	300,000	300,000	0	350,000	180,000	3,130,000
<b>Revenues</b>												
221	Service Sustainability Investm	300,000	500,000	600,000	300,000	300,000	300,000	300,000	0	350,000	180,000	3,130,000
	Total	300,000	500,000	600,000	300,000	300,000	300,000	300,000	0	350,000	180,000	3,130,000



Related Projects		Historical Approved Budget			Operating Budget Impact				
		Year	Total Expense	Revenue		Effective Date	Unknown	Exp/(Rev)	FTE Impact
				Net City Cost	Subsidies				
		2012	585,000	585,000	0				
		2013	336,379	174,750	161,629				
		2014	510,000	510,000	0				
		2015	831,000	831,000	0				
		2016	220,000	220,000	0				
		2017	500,000	500,000	0				
		2018	500,000	500,000	0				
		2019	1,000,000	1,000,000	0				
		2020	250,000	250,000	0				
		2021	955,000	955,000	0				
		2022	200,000	200,000	0				
		2024	400,000	400,000	0				
Year Identified	Start Date	Project Type for 2025	Project Lead	Est. Completion Date					
2012	January 1, 2015	Growth: 0.0 % Maintenance: 100.0 %	W. Al-Yassiri	Ongoing`					



# Project Version Summary

<b>Project #</b>	PFO-005-18	<b>Service Area</b>	Community Services
<b>Budget Year</b>	2025	<b>Department</b>	Parks & Facilities
<b>Asset Type</b>	Unassigned	<b>Division</b>	Parks
<b>Title</b>	Shorewall Capital Rehabilitation Program		
<b>Budget Status</b>	Mayor's Recommended Budget		
<b>Major Category</b>	Parks & Recreation		
<b>Wards</b>	Ward 3, Ward 7		
<b>Version Name</b>	Main (Active)		

<b>Project Description</b>	This capital program is for the repair/refurbishment/replacement of shorewalls along the riverfront.
----------------------------	--

<b>Version Description</b>	Work will be identified through condition assessment reports. Funding will be allocated based on failing infrastructure and a future report to council of required funding association with each segment.
----------------------------	---

<b>Project Comments/Reference</b>	<b>Version Comments</b>
7209006	

<b>Project Detailed Forecast</b>											
<b>GL Account</b>	<b>2025</b>	<b>2026</b>	<b>2027</b>	<b>2028</b>	<b>2029</b>	<b>2030</b>	<b>2031</b>	<b>2032</b>	<b>2033</b>	<b>2034</b>	<b>Total</b>
<b>Expenses</b>											
5410 Construction Contracts - TCA	0	0	592,000	113,153	1,086,847	2,295,266	600,000	600,000	592,000	592,000	6,471,266
Total	0	0	592,000	113,153	1,086,847	2,295,266	600,000	600,000	592,000	592,000	6,471,266
<b>Revenues</b>											
221 Service Sustainability Investm	0	0	592,000	113,153	1,086,847	2,295,266	600,000	600,000	592,000	592,000	6,471,266
Total	0	0	592,000	113,153	1,086,847	2,295,266	600,000	600,000	592,000	592,000	6,471,266

<b>Related Projects</b>	<b>Historical Approved Budget</b>				<b>Operating Budget Impact</b>			
			<b>Revenue</b>					
	<u>Year</u>	<u>Total Expense</u>	<u>Net City Cost</u>	<u>Subsidies</u>				
	2020	1,740	1,740	0				
	2021	135,621	135,621	0				
2022	425,003	425,003	0					
2023	8,885	8,885	0					

<b>Year Identified</b>	<b>Start Date</b>	<b>Project Type for 2025</b>	<b>Project Lead</b>	<b>Est. Completion Date</b>
2018	May 1, 2018	Growth: 0.0 % Maintenance: 0.0 %	W. Al-Yassiri	Ongoing`



# Project Version Summary

<b>Project #</b>	PFO-005-19	<b>Service Area</b>	Community Services
<b>Budget Year</b>	2025	<b>Department</b>	Parks & Facilities
<b>Asset Type</b>	Unassigned	<b>Division</b>	Parks
<b>Title</b>	Parks & Recreation Service and Infrastructure Program		
<b>Budget Status</b>	Mayor's Recommended Budget		
<b>Major Category</b>	Parks & Recreation		
<b>Wards</b>	City Wide		
<b>Version Name</b>	Main (Active)		

<b>Project Description</b>	Parks and Recreation service and infrastructure rehabilitation throughout the City.
----------------------------	---

<b>Version Description</b>	This funding is for the installation or replacement of significant features in a Park or Recreation Facility.
----------------------------	---

<b>Project Comments/Reference</b>	<b>Version Comments</b>
7204002 7241030 7241031	COMMITMENTS: CR424/2024 C 109/2024: 2025 F221 \$500,000

<b>Project Detailed Forecast</b>											
GL Account	2025	2026	2027	2028	2029	2030	2031	2032	2033	2034	Total
<b>Expenses</b>											
5410 Construction Contracts - TCA	500,000	0	0	0	0	0	0	0	0	0	500,000
Total	500,000	0	0	0	0	0	0	0	0	0	500,000
<b>Revenues</b>											
221CF Committed Funding	500,000	0	0	0	0	0	0	0	0	0	500,000
Total	500,000	0	0	0	0	0	0	0	0	0	500,000

<b>Related Projects</b>	<b>Historical Approved Budget</b>				<b>Operating Budget Impact</b>			
			<b>Revenue</b>					
	<u>Year</u>	<u>Total Expense</u>	<u>Net City Cost</u>	<u>Subsidies</u>				
	2023	105,000	105,000	0				
	2024	395,000	395,000	0				

<b>Year Identified</b>	<b>Start Date</b>	<b>Project Type for 2025</b>	<b>Project Lead</b>	<b>Est. Completion Date</b>
2019	January 1, 2023	Growth: 0.0 % Maintenance: 100.0 %	J. Chacko	Ongoing



# Project Version Summary

<b>Project #</b>	PFO-005-20	<b>Service Area</b>	Community Services
<b>Budget Year</b>	2025	<b>Department</b>	Parks & Facilities
<b>Asset Type</b>	Unassigned	<b>Division</b>	Parks
<b>Title</b>	Natural Areas Management Program		
<b>Budget Status</b>	Mayor's Recommended Budget		
<b>Major Category</b>	Parks & Recreation		
<b>Wards</b>	City Wide		
<b>Version Name</b>	Main (Active)		

<b>Project Description</b>
<p>The Natural Areas division is responsible for multiple sites of 620 acres of natural areas, 600m of fencing, 9200m of trails, bridges, gates, boardwalks, interpretive and wayfinding signage. The natural areas include Ojibway Park, Black Oak Heritage Park, Tallgrass Prairie Heritage Park, Spring Garden Natural Area, Peche Island, South Cameron Woodlot, and Oakwood Natural Area.</p> <p>These areas need to be monitored for public safety, species at risk, invasive species, vandalism, unauthorized uses, destruction of nationally significant natural areas, hazardous conditions both from flooding and winds as well as people modifying the landscape and using it inappropriately.</p> <p>Management of these natural areas include repair and maintenance of public accessible amenities (signage, trails, boardwalks, bridges, boardwalks), protection for species at risk (compliance with Endangered Species Act, 2007), preservation of nationally endangered ecosystems, control of invasive species, and monitoring of ecosystems and biodiversity.</p> <p>These management works are necessary to mitigate risk and to protect the City's investment in these highly sensitive and nationally significant natural areas.</p> <p>There is a the potential to apply for grants that would provide matching funds which would be used to do additional work to catch up on the backlog of invasive species removal and prescribed burning of fire-dependant ecosystems. Initially work would begin within Black Oak Heritage Park due to the ongoing pressures and backlog of management works at that site.</p>

<b>Version Description</b>
<p>The estimated costs for this project represent an annual estimate. The Black Oak Management Plan which was approved by council in 2019 made it apparent that a capital budget will be required in order to implement the recommendations included in the plan. Management of natural areas include species at risk, vandalism and the repair and maintenance of accessible amenities.</p>

<b>Project Comments/Reference</b>	<b>Version Comments</b>
7219014	

<b>Project Detailed Forecast</b>												
<b>GL Account</b>		<b>2025</b>	<b>2026</b>	<b>2027</b>	<b>2028</b>	<b>2029</b>	<b>2030</b>	<b>2031</b>	<b>2032</b>	<b>2033</b>	<b>2034</b>	<b>Total</b>
<b>Expenses</b>												
5410 Construction Contracts - TCA		100,000	100,000	100,000	150,000	150,000	150,000	200,000	200,000	200,000	200,000	1,550,000
	Total	100,000	100,000	100,000	150,000	150,000	150,000	200,000	200,000	200,000	200,000	1,550,000
<b>Revenues</b>												
221 Service Sustainability Investm		100,000	100,000	100,000	150,000	150,000	150,000	200,000	200,000	200,000	200,000	1,550,000
	Total	100,000	100,000	100,000	150,000	150,000	150,000	200,000	200,000	200,000	200,000	1,550,000

Related Projects		Historical Approved Budget			Operating Budget Impact
			Revenue		
		Year	Total Expense	Net City Cost	Subsidies
		2021	100,000	100,000	0
		2022	100,000	100,000	0
		2023	200,000	200,000	0
		2024	100,000	100,000	0
Year Identified	Start Date	Project Type for 2025		Project Lead	Est. Completion Date
2020	April 1, 2020	Growth: 0.0 % Maintenance: 100.0 %		K. Alexander	Ongoing`



# Project Version Summary

<b>Project #</b>	PFO-005-21	<b>Service Area</b>	Community Services
<b>Budget Year</b>	2025	<b>Department</b>	Parks & Facilities
<b>Asset Type</b>	Unassigned	<b>Division</b>	Parks
<b>Title</b>	Park Splash Pads		
<b>Budget Status</b>	Mayor's Recommended Budget		
<b>Major Category</b>	Parks & Recreation		
<b>Wards</b>	City Wide		
<b>Version Name</b>	Main (Active)		

<b>Project Description</b>	Splash pads are a popular park amenity and are recommended as per the Parks, Recreation and Environmental Master plans. They will be implemented accordingly across the City as per planning documents funding required for design and construction.
----------------------------	--

<b>Version Description</b>	For the construction of new and replacement of existing splash pads citywide.
----------------------------	---

<b>Project Comments/Reference</b>	<b>Version Comments</b>
-----------------------------------	-------------------------

<b>Project Detailed Forecast</b>											
<b>GL Account</b>	<b>2025</b>	<b>2026</b>	<b>2027</b>	<b>2028</b>	<b>2029</b>	<b>2030</b>	<b>2031</b>	<b>2032</b>	<b>2033</b>	<b>2034</b>	<b>Total</b>
<b>Expenses</b>											
5410 Construction Contracts - TCA	0	0	0	0	0	0	1,200,000	500,000	0	0	1,700,000
Total	0	0	0	0	0	0	1,200,000	500,000	0	0	1,700,000
<b>Revenues</b>											
169 Pay As You Go - Capital Reserve	0	0	0	0	0	0	1,200,000	500,000	0	0	1,700,000
Total	0	0	0	0	0	0	1,200,000	500,000	0	0	1,700,000

<b>Related Projects</b>	<b>Historical Approved Budget</b>				<b>Operating Budget Impact</b>
	<b>Revenue</b>				
	<u>Year</u>	<u>Total Expense</u>	<u>Net City Cost</u>	<u>Subsidies</u>	
	2021	50,000	50,000	0	
	2022	50,000	50,000	0	
2023	50,000	50,000	0		
2024	50,000	50,000	0		

<b>Year Identified</b>	<b>Start Date</b>	<b>Project Type for 2025</b>	<b>Project Lead</b>	<b>Est. Completion Date</b>
2021	January 1, 2021	Growth: 0.0 % Maintenance: 0.0 %	W. Al-Yassiri	Ongoing`



# Project Version Summary

<b>Project #</b>	PFO-005-22	<b>Service Area</b>	Community Services
<b>Budget Year</b>	2025	<b>Department</b>	Parks & Facilities
<b>Asset Type</b>	Unassigned	<b>Division</b>	Parks
<b>Title</b>	New Multi-Use Trails		
<b>Budget Status</b>	Mayor's Recommended Budget		
<b>Major Category</b>	Parks & Recreation		
<b>Wards</b>	City Wide		
<b>Version Name</b>	Main (Active)		

<b>Project Description</b>												
For the development of new trails within parkland that are deficient in this amenity or without existing trails. This capital funding would be allocated to areas in the City that Parks administration would determine to be in the greatest need of multi-use trails and would be evaluated on an annual basis. Parks Master Plan identified trails to be one of the most important recreational amenities in parks.												
<b>Version Description</b>												
Parkland will continue to be evaluated during the ten year forecast period for opportunities to add this asset subject to future approval.												
<b>Project Comments/Reference</b>						<b>Version Comments</b>						
7221023												
<b>Project Detailed Forecast</b>												
<b>GL Account</b>		<b>2025</b>	<b>2026</b>	<b>2027</b>	<b>2028</b>	<b>2029</b>	<b>2030</b>	<b>2031</b>	<b>2032</b>	<b>2033</b>	<b>2034</b>	<b>Total</b>
<b>Expenses</b>												
5410	Construction Contracts - TCA	600,000	0	0	0	0	0	0	500,000	500,000	100,000	1,700,000
	Total	600,000	0	0	0	0	0	0	500,000	500,000	100,000	1,700,000
<b>Revenues</b>												
169	Pay As You Go - Capital Reserve	600,000	0	0	0	0	0	0	500,000	500,000	100,000	1,700,000
	Total	600,000	0	0	0	0	0	0	500,000	500,000	100,000	1,700,000
<b>Related Projects</b>		<b>Historical Approved Budget</b>					<b>Operating Budget Impact</b>					
		<u>Year</u>		<u>Total Expense</u>		<u>Revenue</u>						
						<u>Net City Cost</u>		<u>Subsidies</u>				
		2022		300,000		300,000		0				
<b>Year Identified</b>	<b>Start Date</b>	<b>Project Type for 2025</b>			<b>Project Lead</b>			<b>Est. Completion Date</b>				
2022	January 1, 2022	Growth: 100.0 % Maintenance: 0.0 %			W. Al-Yassiri			TBD`				



# Project Version Summary

<b>Project #</b>	PFO-006-12	<b>Service Area</b>	Community Services
<b>Budget Year</b>	2025	<b>Department</b>	Parks & Facilities
<b>Asset Type</b>	Unassigned	<b>Division</b>	Parks
<b>Title</b>	Community Parks Rehabilitation Program		
<b>Budget Status</b>	Mayor's Recommended Budget		
<b>Major Category</b>	Parks & Recreation		
<b>Wards</b>	City Wide		
<b>Version Name</b>	Main (Active)		

<b>Project Description</b>											
Community parks vary in size and are designed to service a diverse population and provide opportunities for all types of recreation, social and cultural activities. Community parks have more amenities than neighbourhood parks and can include large sport fields, splash pads, community centres, large playground areas, sport courts, picnic shelters and other park amenities. Projects undertaken will focus on rehabilitating major park amenities.											
<b>Version Description</b>											
For improvements to community parks that serve diverse populations and provide opportunities for all types of recreation, social and cultural activities.											
<b>Project Comments/Reference</b>						<b>Version Comments</b>					
7171024 7221024											
<b>Project Detailed Forecast</b>											
<b>GL Account</b>	<b>2025</b>	<b>2026</b>	<b>2027</b>	<b>2028</b>	<b>2029</b>	<b>2030</b>	<b>2031</b>	<b>2032</b>	<b>2033</b>	<b>2034</b>	<b>Total</b>
<b>Expenses</b>											
5410 Construction Contracts - TCA	0	800,000	1,600,000	0	0	0	0	0	0	0	2,400,000
Total	0	800,000	1,600,000	0	0	0	0	0	0	0	2,400,000
<b>Revenues</b>											
169 Pay As You Go - Capital Reserve	0	300,000	300,000	0	0	0	0	0	0	0	600,000
221 Service Sustainability Investm	0	500,000	1,300,000	0	0	0	0	0	0	0	1,800,000
Total	0	800,000	1,600,000	0	0	0	0	0	0	0	2,400,000



Related Projects		Historical Approved Budget			Operating Budget Impact
			Revenue		
		<u>Year</u>	<u>Total Expense</u>	<u>Net City Cost</u>	<u>Subsidies</u>
		2013	450,000	450,000	0
		2014	751,282	751,282	0
		2015	750,000	750,000	0
		2016	577,000	577,000	0
		2017	250,000	250,000	0
		2019	500,000	500,000	0
		2020	500,000	500,000	0
		2021	250,000	250,000	0
		2022	250,000	250,000	0
		2023	500,000	500,000	0
Year Identified	Start Date	Project Type for 2025	Project Lead		Est. Completion Date
2012	January 1, 2015	Growth: 0.0 % Maintenance: 0.0 %	W. Al-Yassiri		Ongoing`



# Project Version Summary

<b>Project #</b>	PFO-006-19	<b>Service Area</b>	Community Services
<b>Budget Year</b>	2025	<b>Department</b>	Parks & Facilities
<b>Asset Type</b>	Unassigned	<b>Division</b>	Parks
<b>Title</b>	Recycling Silos in Parks		
<b>Budget Status</b>	Mayor's Recommended Budget		
<b>Major Category</b>	Parks & Recreation		
<b>Wards</b>	City Wide		
<b>Version Name</b>	Main (Active)		

<b>Project Description</b>	Purchase and installation of additional recycling silos which would be twinned with current stand alone garbage silos at City Parks.											
----------------------------	--	--	--	--	--	--	--	--	--	--	--	--

<b>Version Description</b>	Funding is for the installation of new recycling silos in areas that are deficient within parklands.											
----------------------------	--	--	--	--	--	--	--	--	--	--	--	--

<b>Project Comments/Reference</b>	7192008			<b>Version Comments</b>								
-----------------------------------	---------	--	--	-------------------------	--	--	--	--	--	--	--	--

<b>Project Detailed Forecast</b>		2025	2026	2027	2028	2029	2030	2031	2032	2033	2034	Total
<b>GL Account</b>												
<b>Expenses</b>												
2230	Infrastructure Maint. Material	64,000	64,000	64,000	25,000	25,000	25,000	25,000	25,000	25,000	250,000	592,000
	Total	64,000	64,000	64,000	25,000	25,000	25,000	25,000	25,000	25,000	250,000	592,000
<b>Revenues</b>												
169	Pay As You Go - Capital Reserve	64,000	64,000	64,000	25,000	25,000	25,000	25,000	25,000	25,000	250,000	592,000
	Total	64,000	64,000	64,000	25,000	25,000	25,000	25,000	25,000	25,000	250,000	592,000

<b>Related Projects</b>	<b>Historical Approved Budget</b>				<b>Operating Budget Impact</b>			
	<b>Year</b>	<b>Total Expense</b>	<b>Revenue</b>					
			<b>Net City Cost</b>	<b>Subsidies</b>				
	2019	65,000	65,000	0				
	2020	64,000	64,000	0				
	2021	64,000	64,000	0				
	2022	64,000	64,000	0				
	2023	64,000	64,000	0				
	2024	64,000	64,000	0				

<b>Year Identified</b>	<b>Start Date</b>	<b>Project Type for 2025</b>	<b>Project Lead</b>	<b>Est. Completion Date</b>
2019	May 1, 2019	Growth: 100.0 % Maintenance: 0.0 %	D. Nicholls	Ongoing`



# Project Version Summary

<b>Project #</b>	PFO-006-20	<b>Service Area</b>	Community Services
<b>Budget Year</b>	2025	<b>Department</b>	Parks & Facilities
<b>Asset Type</b>	Unassigned	<b>Division</b>	Parks
<b>Title</b>	Riverfront Walkway Stabilization		
<b>Budget Status</b>	Mayor's Recommended Budget		
<b>Major Category</b>	Parks & Recreation		
<b>Wards</b>	Ward 3, Ward 7		
<b>Version Name</b>	Main (Active)		

<b>Project Description</b>												
Project funding is to ensure the integrity and stabilization of the walkway located at the river's edge. Stabilization of the walkway is not related to the shore wall infrastructure which is funded separate. This project is supported by the asset management principles as detailed in report S 129/2019.												
<b>Version Description</b>												
Project funding to ensure the integrity of the walkway located on the riverfront is stable. Repairs related to the walkway are independent of the shore wall restorations from the west end of Dieppe to Caron Ave Pumping Station.												
<b>Project Comments/Reference</b>						<b>Version Comments</b>						
<b>Project Detailed Forecast</b>												
<b>GL Account</b>		<b>2025</b>	<b>2026</b>	<b>2027</b>	<b>2028</b>	<b>2029</b>	<b>2030</b>	<b>2031</b>	<b>2032</b>	<b>2033</b>	<b>2034</b>	<b>Total</b>
<b>Expenses</b>												
5410	Construction Contracts - TCA	1,500,000	500,000	0	0	389,339	500,000	500,000	610,661	500,000	0	4,500,000
	Total	1,500,000	500,000	0	0	389,339	500,000	500,000	610,661	500,000	0	4,500,000
<b>Revenues</b>												
221	Service Sustainability Investm	1,500,000	500,000	0	0	389,339	500,000	500,000	610,661	500,000	0	4,500,000
	Total	1,500,000	500,000	0	0	389,339	500,000	500,000	610,661	500,000	0	4,500,000
<b>Related Projects</b>			<b>Historical Approved Budget</b>				<b>Operating Budget Impact</b>					
<b>Year Identified</b>	<b>Start Date</b>	<b>Project Type for 2025</b>			<b>Project Lead</b>			<b>Est. Completion Date</b>				
2020	January 1, 2025	Growth: 0.0 % Maintenance: 100.0 %			W. Al-Yassiri			Ongoing`				



# Project Version Summary

<b>Project #</b>	PFO-007-11	<b>Service Area</b>	Community Services
<b>Budget Year</b>	2025	<b>Department</b>	Parks & Facilities
<b>Asset Type</b>	Unassigned	<b>Division</b>	Parks
<b>Title</b>	Tree Maintenance and Urban Forest Enhancement Program		
<b>Budget Status</b>	Mayor's Recommended Budget		
<b>Major Category</b>	Parks & Recreation		
<b>Wards</b>	City Wide		
<b>Version Name</b>	Main (Active)		

## Project Description

The Forestry Division is responsible for the maintenance of approximately 65,000 street trees along the right-of-way and 20,000 parkland trees. In addition to this, the division also ensures that the City's natural areas are cared for in a responsible way. Tree maintenance involves the trimming of trees to promote health, longevity and safety while tree and stump removal is reserved for trees that are badly damaged by storms and or for trees that are in decline from age and other environmental factors. Historically, the Division has carried out limited preventative maintenance programs, through area trims but on a small scale (ie. area trim that was completed in Forest Glade back in 2015). However, as the City's trees have matured and aged and as storms continue to take their toll on their condition, the Division strictly operates on a reactive basis, fielding over 5,500 calls per year for maintenance.

An update of the Forestry plan was presented to Council via report S184/2017 to propose a preventative maintenance program which would not only improve the health and safety of the City's trees but would also serve to prevent the future occurrence of another tree maintenance backlog. The Council report recommended that \$2,080,000 be referred to the future capital budget deliberations. This project funding level would be required to maintain appropriate asset management principles.

## Version Description

The funding allocated for this project has yielded positive results for the division. Recent restructuring to the Division and its contracts have increased the capacity and production of our division in terms of inspections and completed work orders. Waiting times for tree maintenance has been significantly reduced over the last few years. Not only will this program reduce the number of complaints, service requests and the likelihood of another tree maintenance back log from occurring, but will also improve the health of the City's urban forest while reducing the number of tree related claims and liability exposure to the City.

2025:  
 \$1,544,143 Tree Trimming Preventative Maintenance  
 \$250,000 Tree Planting  
 \$200,000 Tree Removals  
 TOTAL: \$1,994,143

2026:  
 \$1,580,000 Tree Trimming Preventative Maintenance  
 \$250,000 Tree Planting  
 \$250,000 Tree Removals  
 TOTAL: \$2,080,000

2027:  
 \$1,580,000 Tree Trimming Preventative Maintenance  
 \$250,000 Tree Planting  
 \$250,000 Tree Removals  
 TOTAL: \$2,080,000

2028:  
 \$1,580,000 Tree Trimming Preventative Maintenance  
 \$250,000 Tree Planting  
 \$250,000 Tree Removals

TOTAL: \$2,080,000

2029:

\$1,580,000 Tree Trimming Preventative Maintenance

\$250,000 Tree Planting

\$250,000 Tree Removals

TOTAL: \$2,080,000

2030:

\$1,580,000 Tree Trimming Preventative Maintenance

\$250,000 Tree Planting

\$250,000 Tree Removals

TOTAL: \$2,080,000

2031:

\$1,580,000 Tree Trimming Preventative Maintenance

\$250,000 Tree Planting

\$250,000 Tree Removals

TOTAL: \$2,080,000

2032:

\$1,600,000 Tree Trimming Preventative Maintenance

\$250,000 Tree Planting

\$250,000 Tree Removals

TOTAL: \$2,100,000

2033:

\$1,580,000 Tree Trimming Preventative Maintenance

\$250,000 Tree Planting

\$250,000 Tree Removals

TOTAL: \$2,080,000

2034:

\$1,580,000 Tree Trimming Preventative Maintenance

\$350,000 Tree Planting

\$350,000 Tree Removals

TOTAL: \$2,280,000

<b>Project Comments/Reference</b>	<b>Version Comments</b>
7131021	<p>COMMITMENTS: CR424/2024 C 109/2024: 2025 F221 \$1,994,143, 2026 F221 \$2,080,000, 2027 F221 \$2,080,000, 2028 F221 \$2,080,000</p> <p>COMMENTS: The Corporate asset management plan report S129/2019 was presented to Council on July 29th, 2019 which indicates the annual funding requirement for preventative tree maintenance of \$2,080,000 which represents a funding shortfall of \$1,294,143 with an average of \$785,857 from 2019 to 2025.</p> <p>Response to Council Directive B32/2018 "That Administration provide information on any available subsidized programs which may exist by investigating best practices used in other municipalities; and that this information be provided during the 2019 Budget deliberation process". UPDATE Administration continues to seek opportunities to address this request . To date no funding programs have been found to assist with this addressing this need and or the eligibility requirements were such that we were not able to apply. Administration will continue to look for any new programs that might become available.</p>

<b>Project Detailed Forecast</b>												
<b>GL Account</b>	<b>2025</b>	<b>2026</b>	<b>2027</b>	<b>2028</b>	<b>2029</b>	<b>2030</b>	<b>2031</b>	<b>2032</b>	<b>2033</b>	<b>2034</b>	<b>Total</b>	
<b>Expenses</b>												
2980 Contracted Services	1,994,143	2,080,000	2,080,000	2,080,000	2,080,000	2,080,000	2,080,000	2,100,000	2,080,000	2,280,000	20,934,143	
Total	1,994,143	2,080,000	2,080,000	2,080,000	2,080,000	2,080,000	2,080,000	2,100,000	2,080,000	2,280,000	20,934,143	
<b>Revenues</b>												
221 Service Sustainability Investm	0	0	0	0	2,080,000	2,080,000	2,080,000	2,100,000	2,080,000	2,280,000	12,700,000	
221CF Committed Funding	1,994,143	2,080,000	2,080,000	2,080,000	0	0	0	0	0	0	8,234,143	
Total	1,994,143	2,080,000	2,080,000	2,080,000	2,080,000	2,080,000	2,080,000	2,100,000	2,080,000	2,280,000	20,934,143	

<b>Related Projects</b>	<b>Historical Approved Budget</b>				<b>Operating Budget Impact</b>		
	<b>Year</b>	<b>Total Expense</b>	<b>Revenue</b>		<b>Effective Date</b>	<b>Unknown</b>	<b>Exp/(Rev) FTE Impact</b>
			<b>Net City Cost</b>	<b>Subsidies</b>	<b>Description</b>		0 1
	2012	65,000	65,000	0	Forestry Analyst to assist with tree inventory program.		
	2013	96,250	96,250	0			
	2014	121,250	121,250	0			
	2015	225,000	225,000	0			
	2016	210,000	210,000	0			
	2017	250,000	250,000	0			
	2018	710,000	710,000	0			
	2019	746,500	746,500	0			
	2020	2,232,643	2,232,643	0			
	2021	1,994,143	1,994,143	0			
	2022	1,994,143	1,994,143	0			
	2023	1,994,143	1,994,143	0			
	2024	2,245,143	2,245,143	0			

<b>Year Identified</b>	<b>Start Date</b>	<b>Project Type for 2025</b>	<b>Project Lead</b>	<b>Est. Completion Date</b>
------------------------	-------------------	------------------------------	---------------------	-----------------------------

2011	January 1, 2015	Growth: 0.0 % Maintenance: 100.0 %	Y. Adeyeye	Ongoing`
------	-----------------	---------------------------------------	------------	----------



# Project Version Summary

<b>Project #</b>	PFO-007-12	<b>Service Area</b>	Community Services
<b>Budget Year</b>	2025	<b>Department</b>	Parks & Facilities
<b>Asset Type</b>	Unassigned	<b>Division</b>	Parks
<b>Title</b>	Neighbourhood Parks Rehabilitation Program		
<b>Budget Status</b>	Mayor's Recommended Budget		
<b>Major Category</b>	Parks & Recreation		
<b>Wards</b>	City Wide		
<b>Version Name</b>	Main (Active)		

<b>Project Description</b>											
Neighbourhood parks are smaller in scale and are designed to complement and contribute to the character of their neighbourhoods including more passive recreational amenities. Projects undertaken under neighbourhood parks will focus on complete redevelopment of the entire park. Typically, the City will focus on those parks that are deemed to be out of date, lack resources and do not attract users. Redevelopment improvements include, but are not limited to, improved landscaping, pathway development and demolition/renovation of outdated park amenities.											
<b>Version Description</b>											
Projects that benefit smaller neighborhood park amenities include improved landscaping, pathway development, demolition, and renovation of outdated park amenities.											
<b>Project Comments/Reference</b>						<b>Version Comments</b>					
7201021											
<b>Project Detailed Forecast</b>											
<b>GL Account</b>	<b>2025</b>	<b>2026</b>	<b>2027</b>	<b>2028</b>	<b>2029</b>	<b>2030</b>	<b>2031</b>	<b>2032</b>	<b>2033</b>	<b>2034</b>	<b>Total</b>
<b>Expenses</b>											
5410 Construction Contracts - TCA	348,000	0	0	100,000	448,000	752,000	400,000	600,000	0	1,410,000	4,058,000
Total	348,000	0	0	100,000	448,000	752,000	400,000	600,000	0	1,410,000	4,058,000
<b>Revenues</b>											
169 Pay As You Go - Capital Reserve	0	0	0	0	348,000	652,000	400,000	600,000	0	1,410,000	3,410,000
221 Service Sustainability Investm	348,000	0	0	100,000	100,000	100,000	0	0	0	0	648,000
Total	348,000	0	0	100,000	448,000	752,000	400,000	600,000	0	1,410,000	4,058,000



Related Projects		Historical Approved Budget			Operating Budget Impact				
		Year	Total Expense	Revenue		Effective Date	Unknown	Exp/(Rev)	FTE Impact
				Net City Cost	Subsidies				
		2012	70,000	70,000	0				
		2014	300,000	300,000	0				
		2015	340,500	340,500	0				
		2016	250,000	250,000	0				
		2017	250,000	250,000	0				
		2019	500,000	500,000	0				
		2020	610,000	610,000	0				
		2021	250,000	250,000	0				
		2022	150,000	150,000	0				
Year Identified	Start Date	Project Type for 2025	Project Lead		Est. Completion Date				
2012	January 1, 2015	Growth: 0.0 % Maintenance: 100.0 %	W. Al-Yassiri		Ongoing`				



# Project Version Summary

<b>Project #</b>	PFO-009-12	<b>Service Area</b>	Community Services
<b>Budget Year</b>	2025	<b>Department</b>	Parks & Facilities
<b>Asset Type</b>	Unassigned	<b>Division</b>	Parks
<b>Title</b>	Park Bridges/Shelters/Buildings/Capital Rehabilitation Program		
<b>Budget Status</b>	Mayor's Recommended Budget		
<b>Major Category</b>	Parks & Recreation		
<b>Wards</b>	City Wide		
<b>Version Name</b>	Main (Active)		

**Project Description**  
 This capital program includes replacement and renovations of bridges, shelters, buildings and other park structures which may need replacement. Bridge and culvert inspection are carried out on an annual basis to prioritize repairs and replacements.

**Version Description**  
 The replacement and renovations of bridges, shelters, buildings, and other park structures.

<b>Project Comments/Reference</b>	<b>Version Comments</b>
7221025, 7221026, 7221027, 7241003	

<b>Project Detailed Forecast</b>											
GL Account	2025	2026	2027	2028	2029	2030	2031	2032	2033	2034	Total
<b>Expenses</b>											
5410 Construction Contracts - TCA	0	132,000	500,000	300,000	300,000	150,000	500,000	943,000	0	0	2,825,000
Total	0	132,000	500,000	300,000	300,000	150,000	500,000	943,000	0	0	2,825,000
<b>Revenues</b>											
151 Parks/Rec/Facil Acquis Funding	0	0	0	300,000	300,000	100,000	0	440,000	0	0	1,140,000
221 Service Sustainability Investm	0	132,000	500,000	0	0	50,000	500,000	503,000	0	0	1,685,000
Total	0	132,000	500,000	300,000	300,000	150,000	500,000	943,000	0	0	2,825,000

Related Projects	Historical Approved Budget				Operating Budget Impact		
	Year	Total Expense	Revenue		Effective Date	Unknown	Exp/(Rev) FTE Impact
			Net City Cost	Subsidies			
	2012	50,000	50,000	0			0
	2013	50,000	50,000	0			0
	2014	50,000	50,000	0			0
	2015	50,000	50,000	0			0
	2016	50,000	50,000	0			0
	2017	50,000	50,000	0			0
	2019	300,000	300,000	0			0
	2022	918,000	918,000	0			0
	2023	130,000	130,000	0			0
	2024	100,000	100,000	0			0

Description: Capital projects may yield lower repair costs incurred by operating department depending upon the level of structure repairs.

Year Identified	Start Date	Project Type for 2025	Project Lead	Est. Completion Date
2012	January 1, 2015	Growth: 0.0 % Maintenance: 0.0 %	W. Al-Yassiri	Ongoing`



# Project Version Summary

<b>Project #</b>	PFO-009-20	<b>Service Area</b>	Community Services
<b>Budget Year</b>	2025	<b>Department</b>	Parks & Facilities
<b>Asset Type</b>	Unassigned	<b>Division</b>	Parks
<b>Title</b>	Parks Signage		
<b>Budget Status</b>	Mayor's Recommended Budget		
<b>Major Category</b>	Parks & Recreation		
<b>Wards</b>	City Wide		
<b>Version Name</b>	Main (Active)		

<b>Project Description</b>	This project is for the installation of signage for parkland required to be updated and locations currently without signs throughout the City.										
----------------------------	--	--	--	--	--	--	--	--	--	--	--

<b>Version Description</b>	Park Signage installation to be identified throughout city parkland on a priority basis.										
----------------------------	--	--	--	--	--	--	--	--	--	--	--

<b>Project Comments/Reference</b>						<b>Version Comments</b>					
-----------------------------------	--	--	--	--	--	-------------------------	--	--	--	--	--

<b>Project Detailed Forecast</b>											
GL Account	2025	2026	2027	2028	2029	2030	2031	2032	2033	2034	Total
<b>Expenses</b>											
5410 Construction Contracts - TCA	0	0	0	0	0	0	400,000	100,000	150,000	0	650,000
Total	0	0	0	0	0	0	400,000	100,000	150,000	0	650,000
<b>Revenues</b>											
169 Pay As You Go - Capital Reserve	0	0	0	0	0	0	300,000	100,000	0	0	400,000
221 Service Sustainability Investm	0	0	0	0	0	0	100,000	0	150,000	0	250,000
Total	0	0	0	0	0	0	400,000	100,000	150,000	0	650,000

<b>Related Projects</b>	<b>Historical Approved Budget</b>				<b>Operating Budget Impact</b>		

<b>Year Identified</b>	<b>Start Date</b>	<b>Project Type for 2025</b>	<b>Project Lead</b>	<b>Est. Completion Date</b>
2020	April 1, 2020	Growth: 0.0 % Maintenance: 0.0 %	D. Nicholls	Ongoing`



# Project Version Summary

<b>Project #</b>	PFO-010-17	<b>Service Area</b>	Community Services
<b>Budget Year</b>	2025	<b>Department</b>	Parks & Facilities
<b>Asset Type</b>	Unassigned	<b>Division</b>	Parks
<b>Title</b>	Dog Park Development		
<b>Budget Status</b>	Mayor's Recommended Budget		
<b>Major Category</b>	Parks & Recreation		
<b>Wards</b>	Ward 2		
<b>Version Name</b>	Main (Active)		

<b>Project Description</b>	For Development of Dog Parks within Parkland throughout the City as per the Parks master plan. New Dog Park policy was approved by Council which highlighted standard amenities to be included.
----------------------------	---

<b>Version Description</b>	Development of dog parks is based upon the Parks master plan.
----------------------------	---

<b>Project Comments/Reference</b>	<b>Version Comments</b>
7222013	

<b>Project Detailed Forecast</b>											
GL Account	2025	2026	2027	2028	2029	2030	2031	2032	2033	2034	Total
<b>Expenses</b>											
5410 Construction Contracts - TCA	0	0	0	0	0	0	0	500,000	0	0	500,000
Total	0	0	0	0	0	0	0	500,000	0	0	500,000
<b>Revenues</b>											
169 Pay As You Go - Capital Reserve	0	0	0	0	0	0	0	500,000	0	0	500,000
Total	0	0	0	0	0	0	0	500,000	0	0	500,000

<b>Related Projects</b>	<b>Historical Approved Budget</b>				<b>Operating Budget Impact</b>			
			<b>Revenue</b>					
	<u>Year</u>	<u>Total Expense</u>	<u>Net City Cost</u>	<u>Subsidies</u>				
	2021	75,000	75,000	0				
	2023	130,000	130,000	0				

<b>Year Identified</b>	<b>Start Date</b>	<b>Project Type for 2025</b>	<b>Project Lead</b>	<b>Est. Completion Date</b>
2017	January 23, 2021	Growth: 0.0 % Maintenance: 0.0 %	W. Al-Yassiri	2026`



# Project Version Summary

<b>Project #</b>	PFO-010-20	<b>Service Area</b>	Community Services
<b>Budget Year</b>	2025	<b>Department</b>	Parks & Facilities
<b>Asset Type</b>	Unassigned	<b>Division</b>	Parks
<b>Title</b>	Park Bench Replacement Program		
<b>Budget Status</b>	Mayor's Recommended Budget		
<b>Major Category</b>	Parks & Recreation		
<b>Wards</b>	City Wide		
<b>Version Name</b>	Main (Active)		

<b>Project Description</b>
To establish a program for the annual replacement of benches that are deemed to be unsafe and in a state of disrepair. As a result of the Accessibility for Ontarians with Disabilities Act (AODA) requirements when benches are due for replacement they are to be removed and replaced with handicap accessible benches. The cement pads that the benches are placed must also meet AODA standards requiring larger cement bases, which is a significant increase to the cost. Without these funds benches will need to be removed and not replaced. Trails are the most significant park feature for the community as identified in the Parks Master Plan. Benches are an important component of the trail system. This budget funding supports the asset management plan initiative as per Council report 129/2019.

<b>Version Description</b>
There are approximately 1,500 benches located throughout various Parks which are being tracked by Parks operations. There are various types of benches located within parkland such as wood, metal and concrete with various styles. A significant number of these benches are well beyond their useful lives and are in need of replacement. It is estimated that over 50% of the existing bench asset inventory are in need of repairs. This budget has been established for the replacement of benches that would allow for the current inventory to be replaced over a 10 year period which would provide an enhanced level of service to the bench replacement program.

<b>Project Comments/Reference</b>	<b>Version Comments</b>
7209007	

<b>Project Detailed Forecast</b>												
<b>GL Account</b>	<b>2025</b>	<b>2026</b>	<b>2027</b>	<b>2028</b>	<b>2029</b>	<b>2030</b>	<b>2031</b>	<b>2032</b>	<b>2033</b>	<b>2034</b>	<b>Total</b>	
<b>Expenses</b>												
2230 Infrastructure Maint. Material	50,000	50,000	50,000	50,000	50,000	50,000	75,000	100,000	120,000	50,000	645,000	
Total	50,000	50,000	50,000	50,000	50,000	50,000	75,000	100,000	120,000	50,000	645,000	
<b>Revenues</b>												
221 Service Sustainability Investm	50,000	50,000	50,000	50,000	50,000	50,000	75,000	100,000	120,000	50,000	645,000	
Total	50,000	50,000	50,000	50,000	50,000	50,000	75,000	100,000	120,000	50,000	645,000	

<b>Related Projects</b>	<b>Historical Approved Budget</b>				<b>Operating Budget Impact</b>			
			<b>Revenue</b>					
	<b>Year</b>	<b>Total Expense</b>	<b>Net City Cost</b>	<b>Subsidies</b>				
	2020	50,000	50,000	0				
	2021	50,000	50,000	0				
	2022	50,000	50,000	0				
	2023	50,000	50,000	0				
	2024	50,000	50,000	0				

<b>Year Identified</b>	<b>Start Date</b>	<b>Project Type for 2025</b>	<b>Project Lead</b>	<b>Est. Completion Date</b>
------------------------	-------------------	------------------------------	---------------------	-----------------------------

2020	January 1, 2020	Growth: 0.0 % Maintenance: 100.0 %	D. Nicholls	Ongoing`
------	-----------------	---------------------------------------	-------------	----------



# Project Version Summary

<b>Project #</b>	PFO-012-12	<b>Service Area</b>	Community Services
<b>Budget Year</b>	2025	<b>Department</b>	Parks & Facilities
<b>Asset Type</b>	Unassigned	<b>Division</b>	Parks
<b>Title</b>	Park Trails Capital Rehabilitation Program		
<b>Budget Status</b>	Mayor's Recommended Budget		
<b>Major Category</b>	Parks & Recreation		
<b>Wards</b>	City Wide		
<b>Version Name</b>	Main (Active)		

## Project Description

Repairs are required to regularly maintain asphalt and granular base trails making them safe and thereby decreasing litigation and claims. There is a growing backlog of required trail repairs which are replaced as far as funding will allow. Repairs, resurfacing, bollards, curb maintenance, safety markings and signs are all potential replacements. There are over 170+ kms of trails in our system and ongoing refurbishment of sections of trails are necessary to maintain a safe and usable overall trail system.

The average life span of an asphalt trail is 15-20 years. Major trails such as the Ganatchio Trail south, Grande Marais trail, Southwood Lakes and inter park trails are approaching the end of their lifecycle. Parks currently maintains over 120km of trails in the system. The 2017 Parks Master Plan identified trails to be one of the most important recreational amenities in parks.

## Version Description

Asset management plan incorporates conditional assessment reports which will identify the trails in need of replacement. Repairs are required to regularly maintain asphalt and granular base trails. Trails will be reviewed based upon conditions to determine those trails with the greatest areas of need.

## Project Comments/Reference

7161026

## Version Comments

COMMITMENTS:  
CR424/2024 C 109/2024: 2025 F221 \$100,000

## Project Detailed Forecast

GL Account	2025	2026	2027	2028	2029	2030	2031	2032	2033	2034	Total
<b>Expenses</b>											
5410 Construction Contracts - TCA	100,000	450,000	100,000	250,000	450,000	325,000	440,000	440,000	500,000	1,200,000	4,255,000
Total	100,000	450,000	100,000	250,000	450,000	325,000	440,000	440,000	500,000	1,200,000	4,255,000
<b>Revenues</b>											
151 Parks/Rec/Facil Acquis Funding	0	150,000	0	0	0	0	0	0	0	0	150,000
221 Service Sustainability Investm	0	300,000	100,000	250,000	450,000	325,000	440,000	440,000	500,000	1,200,000	4,005,000
221CF Committed Funding	100,000	0	0	0	0	0	0	0	0	0	100,000
Total	100,000	450,000	100,000	250,000	450,000	325,000	440,000	440,000	500,000	1,200,000	4,255,000



Related Projects		Historical Approved Budget			Operating Budget Impact				
		Year	Total Expense	Revenue		Effective Date	Unknown	Exp/(Rev)	FTE Impact
				Net City Cost	Subsidies				
		2016	200,000	200,000	0				
		2017	200,000	200,000	0				
		2019	736,000	736,000	0				
		2020	200,000	200,000	0				
		2021	200,000	200,000	0				
		2022	1,200,000	1,200,000	0				
		2024	100,000	100,000	0				
Year Identified	Start Date	Project Type for 2025		Project Lead	Est. Completion Date				
2012	January 1, 2016	Growth: 0.0 % Maintenance: 100.0 %		W. Al-Yassiri	Ongoing`				



# Project Version Summary

<b>Project #</b>	PFO-013-12	<b>Service Area</b>	Community Services
<b>Budget Year</b>	2025	<b>Department</b>	Parks & Facilities
<b>Asset Type</b>	Unassigned	<b>Division</b>	Parks
<b>Title</b>	Park-Related Parking Lots Capital Upgrades		
<b>Budget Status</b>	Mayor's Recommended Budget		
<b>Major Category</b>	Parks & Recreation		
<b>Wards</b>	City Wide		
<b>Version Name</b>	Main (Active)		

<b>Project Description</b>												
Parking lots are an ongoing program that requires continuous upgrades to meet the needs of users and the standards set out by the City of Windsor By-laws. The parks and recreation system has 110 parking lots of various sizes and conditions. The existing parking lot surfaces range from simple gravel lots to curbed paved and drained lots built to the current city standards. On average the one parking lot per year is renovated or rebuilt.												
<b>Version Description</b>												
To upgrade parking lots in need of major repairs located throughout City Parks as per the AMP, Parks Master Plan and ongoing condition rating assessments.												
<b>Project Comments/Reference</b>						<b>Version Comments</b>						
7181026 7191036 7234000												
<b>Project Detailed Forecast</b>												
<b>GL Account</b>		<b>2025</b>	<b>2026</b>	<b>2027</b>	<b>2028</b>	<b>2029</b>	<b>2030</b>	<b>2031</b>	<b>2032</b>	<b>2033</b>	<b>2034</b>	<b>Total</b>
<b>Expenses</b>												
5410	Construction Contracts - TCA	350,000	500,000	200,000	300,000	300,000	300,000	375,000	900,000	320,000	1,000,000	4,545,000
	Total	350,000	500,000	200,000	300,000	300,000	300,000	375,000	900,000	320,000	1,000,000	4,545,000
<b>Revenues</b>												
169	Pay As You Go - Capital Reserve	25,000	0	0	0	0	0	100,000	0	0	0	125,000
221	Service Sustainability Investm	325,000	500,000	200,000	300,000	300,000	300,000	275,000	900,000	320,000	1,000,000	4,420,000
	Total	350,000	500,000	200,000	300,000	300,000	300,000	375,000	900,000	320,000	1,000,000	4,545,000
<b>Related Projects</b>		<b>Historical Approved Budget</b>					<b>Operating Budget Impact</b>					
				<b>Revenue</b>								
		<b>Year</b>	<b>Total Expense</b>	<b>Net City Cost</b>		<b>Subsidies</b>			<b>Effective Date</b>	<b>Unknown</b>	<b>Exp/(Rev)</b>	<b>FTE Impact</b>
									<b>Description</b>		0	0
		2012	75,000	75,000		0			The level of capital replacements will impact the repair and maintenance costs on park operations. The longer the projects are deferred the increase in the level of repairs are required in each parking lot.			
		2019	1,000,000	1,000,000		0						
		2020	500,000	500,000		0						
		2021	200,000	200,000		0						
		2022	200,000	200,000		0						
		2023	200,000	200,000		0						
		2024	100,000	100,000		0						
<b>Year Identified</b>	<b>Start Date</b>	<b>Project Type for 2025</b>			<b>Project Lead</b>		<b>Est. Completion Date</b>					

2012	January 1, 2019	Growth: 7.1 % Maintenance: 92.9 %	W. Al-Yassiri	2024+
------	-----------------	--------------------------------------	---------------	-------



# Project Version Summary

<b>Project #</b>	PFO-014-12	<b>Service Area</b>	Community Services
<b>Budget Year</b>	2025	<b>Department</b>	Parks & Facilities
<b>Asset Type</b>	Unassigned	<b>Division</b>	Parks
<b>Title</b>	Park Community Partnership Initiatives		
<b>Budget Status</b>	Mayor's Recommended Budget		
<b>Major Category</b>	Parks & Recreation		
<b>Wards</b>	City Wide		
<b>Version Name</b>	Main (Active)		

<b>Project Description</b>											
Partnerships can include any user group wishing to contribute funding to a project for the improvement of any park asset, facility or space within the community. Partnership projects will be consistent with the Council approved directions of the Parks Master Plan.											
<b>Version Description</b>											
Annual funding has been identified by Parks administration for contributions to community based projects as they arise in the future over the ten year capital forecast period. This program is for users groups wishing to contribute funding to the improvement of any park asset, facility or space within the community.											
<b>Project Comments/Reference</b>						<b>Version Comments</b>					
7129015 7201031											
<b>Project Detailed Forecast</b>											
<b>GL Account</b>	<b>2025</b>	<b>2026</b>	<b>2027</b>	<b>2028</b>	<b>2029</b>	<b>2030</b>	<b>2031</b>	<b>2032</b>	<b>2033</b>	<b>2034</b>	<b>Total</b>
<b>Expenses</b>											
5410 Construction Contracts - TCA	25,000	0	0	25,000	25,000	25,000	50,000	50,000	50,000	50,000	300,000
Total	25,000	0	0	25,000	25,000	25,000	50,000	50,000	50,000	50,000	300,000
<b>Revenues</b>											
169 Pay As You Go - Capital Reserve	25,000	0	0	25,000	25,000	25,000	50,000	50,000	50,000	50,000	300,000
Total	25,000	0	0	25,000	25,000	25,000	50,000	50,000	50,000	50,000	300,000

Related Projects		Historical Approved Budget				Operating Budget Impact			
		Year	Total Expense	Revenue		Effective Date	Unknown	Exp/(Rev)	FTE Impact
				Net City Cost	Subsidies				
		2012	275,000	25,000	250,000				
		2013	25,000	25,000	0				
		2014	25,000	25,000	0				
		2015	25,000	25,000	0				
		2016	25,000	25,000	0				
		2017	25,000	25,000	0				
		2019	25,000	25,000	0				
		2020	25,000	25,000	0				
		2021	25,000	25,000	0				
		2022	25,000	25,000	0				
		2023	25,000	25,000	0				
		2024	25,000	25,000	0				
Year Identified	Start Date	Project Type for 2025	Project Lead		Est. Completion Date				
2012	January 1, 2015	Growth: 100.0 % Maintenance: 0.0 %	J. Chacko		Ongoing`				



# Project Version Summary

<b>Project #</b>	PFO-015-12	<b>Service Area</b>	Community Services
<b>Budget Year</b>	2025	<b>Department</b>	Parks & Facilities
<b>Asset Type</b>	Unassigned	<b>Division</b>	Parks
<b>Title</b>	Parks Master Plan		
<b>Budget Status</b>	Mayor's Recommended Budget		
<b>Major Category</b>	Parks & Recreation		
<b>Wards</b>	City Wide		
<b>Version Name</b>	Main (Active)		

**Project Description**  
 The Parks Master Plan was last updated in 2017. This program created a new document that defines and shapes our parks system for the foreseeable future. This master plan is living document aligned with the City's capital budget forecast and will be updated every 5 years with attainable goals. This master plan will be phased in and adjusted periodically through internal strategic reviews.

**Version Description**  
 The program will create a new document that defines and shapes the park system for the foreseeable future. The plan will be updated every 5 years.  
 2026- \$125,000 Master plan revisions  
 2027- \$50,000 Update to Master Plan  
 2028- \$50,000 Master plan revisions

<b>Project Comments/Reference</b>	<b>Version Comments</b>
7212008	

<b>Project Detailed Forecast</b>		2025	2026	2027	2028	2029	2030	2031	2032	2033	2034	Total
<b>Expenses</b>												
2980	Contracted Services	0	125,000	50,000	50,000	0	0	0	0	0	0	225,000
	Total	0	125,000	50,000	50,000	0	0	0	0	0	0	225,000
<b>Revenues</b>												
221	Service Sustainability Investm	0	125,000	50,000	50,000	0	0	0	0	0	0	225,000
	Total	0	125,000	50,000	50,000	0	0	0	0	0	0	225,000

<b>Related Projects</b>	<b>Historical Approved Budget</b>				<b>Operating Budget Impact</b>					
			<b>Revenue</b>				<b>Effective Date</b> Unknown		<b>Exp/(Rev) FTE Impact</b>	
	<b>Year</b>	<b>Total Expense</b>	<b>Net City Cost</b>	<b>Subsidies</b>	<b>Description</b>				0	0
	2013	140,000	140,000	0	Master Plan will guide future investment and prioritization of operating budget funding allocation based upon determined level of service.					
	2021	50,000	50,000	0						
2022	50,000	50,000	0							

<b>Year Identified</b>	<b>Start Date</b>	<b>Project Type for 2025</b>	<b>Project Lead</b>	<b>Est. Completion Date</b>
2012	January 1, 2015	Growth: 0.0 % Maintenance: 0.0 %	J. Chacko	Ongoing



# Project Version Summary

<b>Project #</b>	PFO-016-12	<b>Service Area</b>	Community Services
<b>Budget Year</b>	2025	<b>Department</b>	Parks & Facilities
<b>Asset Type</b>	Unassigned	<b>Division</b>	Parks
<b>Title</b>	Parkland Acquisitions		
<b>Budget Status</b>	Mayor's Recommended Budget		
<b>Major Category</b>	Parks & Recreation		
<b>Wards</b>	City Wide		
<b>Version Name</b>	Main (Active)		

<b>Project Description</b>																																						
This general parkland acquisition & development project is used for purchases and development of lands for parks, as these lands become available. The acquisition and disposition of parkland is necessary to balance the system and provide an even distribution of parkland in all classifications to service the needs of residents as per the City of Windsor Official Plan.																																						
<b>Version Description</b>																																						
The project is used for parkland acquisition and development projects as the lands become available.																																						
<b>Project Comments/Reference</b>						<b>Version Comments</b>																																
7219015																																						
<b>Project Detailed Forecast</b>																																						
<b>GL Account</b>		<b>2025</b>	<b>2026</b>	<b>2027</b>	<b>2028</b>	<b>2029</b>	<b>2030</b>	<b>2031</b>	<b>2032</b>	<b>2033</b>	<b>2034</b>	<b>Total</b>																										
<b>Expenses</b>																																						
2950	Other Prof Services-External	50,000	50,000	50,000	50,000	50,000	50,000	50,000	50,000	50,000	0	450,000																										
	Total	50,000	50,000	50,000	50,000	50,000	50,000	50,000	50,000	50,000	0	450,000																										
<b>Revenues</b>																																						
151	Parks/Rec/Facil Acquis Funding	50,000	50,000	50,000	50,000	50,000	50,000	50,000	50,000	50,000	0	450,000																										
	Total	50,000	50,000	50,000	50,000	50,000	50,000	50,000	50,000	50,000	0	450,000																										
<b>Related Projects</b>		<b>Historical Approved Budget</b>					<b>Operating Budget Impact</b>																															
		<table border="1"> <thead> <tr> <th rowspan="2">Year</th> <th rowspan="2">Total Expense</th> <th colspan="2">Revenue</th> </tr> <tr> <th>Net City Cost</th> <th>Subsidies</th> </tr> </thead> <tbody> <tr> <td>2018</td> <td>13,000</td> <td>13,000</td> <td>0</td> </tr> <tr> <td>2021</td> <td>50,000</td> <td>50,000</td> <td>0</td> </tr> <tr> <td>2022</td> <td>50,000</td> <td>50,000</td> <td>0</td> </tr> <tr> <td>2023</td> <td>50,000</td> <td>50,000</td> <td>0</td> </tr> <tr> <td>2024</td> <td>50,000</td> <td>50,000</td> <td>0</td> </tr> </tbody> </table>					Year	Total Expense	Revenue		Net City Cost	Subsidies	2018	13,000	13,000	0	2021	50,000	50,000	0	2022	50,000	50,000	0	2023	50,000	50,000	0	2024	50,000	50,000	0						
Year	Total Expense	Revenue																																				
		Net City Cost	Subsidies																																			
2018	13,000	13,000	0																																			
2021	50,000	50,000	0																																			
2022	50,000	50,000	0																																			
2023	50,000	50,000	0																																			
2024	50,000	50,000	0																																			
<b>Year Identified</b>	<b>Start Date</b>	<b>Project Type for 2025</b>			<b>Project Lead</b>			<b>Est. Completion Date</b>																														
2012	January 1, 2024	Growth: 100.0 % Maintenance: 0.0 %			J. Chacko			Ongoing`																														



# Project Version Summary

<b>Project #</b>	PFO-017-12	<b>Service Area</b>	Community Services
<b>Budget Year</b>	2025	<b>Department</b>	Parks & Facilities
<b>Asset Type</b>	Unassigned	<b>Division</b>	Parks
<b>Title</b>	Playground Equipment Removal & Repair		
<b>Budget Status</b>	Mayor's Recommended Budget		
<b>Major Category</b>	Parks & Recreation		
<b>Wards</b>	City Wide		
<b>Version Name</b>	Playground Equipment Removal (Active)		

**Project Description**  
 This project is required to fund the removal and repair of playground equipment which is either being removed and not replaced or does not meet safety standards. The playground equipment audit is completed every five years with the expenditures being allocated to this project. The removal of non-compliant equipment to clear areas will mitigate possible future injuries and claims.

**Version Description**  
 All costs to restore the park after the removal and repair of the playground equipment will be included in this project. For the removal of playground equipment in disrepair and non-compliant with accessibility standards. This project will also undertake capital repairs to equipment, including the rubber surface.

<b>Project Comments/Reference</b>	<b>Version Comments</b>
7129009	

<b>Project Detailed Forecast</b>											
<b>GL Account</b>	<b>2025</b>	<b>2026</b>	<b>2027</b>	<b>2028</b>	<b>2029</b>	<b>2030</b>	<b>2031</b>	<b>2032</b>	<b>2033</b>	<b>2034</b>	<b>Total</b>
<b>Expenses</b>											
5410 Construction Contracts - TCA	100,000	100,000	100,000	100,000	100,000	100,000	150,000	50,000	200,000	100,000	1,100,000
Total	100,000	100,000	100,000	100,000	100,000	100,000	150,000	50,000	200,000	100,000	1,100,000
<b>Revenues</b>											
221 Service Sustainability Investm	100,000	100,000	100,000	100,000	100,000	100,000	150,000	50,000	200,000	100,000	1,100,000
Total	100,000	100,000	100,000	100,000	100,000	100,000	150,000	50,000	200,000	100,000	1,100,000



Related Projects		Historical Approved Budget			Operating Budget Impact
			Revenue		
		<b>Year</b>	<b>Total Expense</b>	<b>Net City Cost</b>	<b>Subsidies</b>
		2012	100,000	100,000	0
		2013	154,000	154,000	0
		2014	162,468	162,468	0
		2015	158,500	158,500	0
		2016	150,000	150,000	0
		2017	100,000	100,000	0
		2019	100,000	100,000	0
		2020	100,000	100,000	0
		2021	100,000	100,000	0
		2022	100,000	100,000	0
		2023	100,000	100,000	0
		2024	100,000	100,000	0
Year Identified	Start Date	Project Type for 2025	Project Lead	Est. Completion Date	
2012	January 1, 2015	Growth: 0.0 % Maintenance: 100.0 %	D. Nicholls	Ongoing`	



# Project Version Summary

<b>Project #</b>	REC-002-14	<b>Service Area</b>	Community Services
<b>Budget Year</b>	2025	<b>Department</b>	Parks & Facilities
<b>Asset Type</b>	Unassigned	<b>Division</b>	Parks
<b>Title</b>	Relocation of Sandpoint Beach		
<b>Budget Status</b>	Mayor's Recommended Budget		
<b>Major Category</b>	Parks & Recreation		
<b>Wards</b>	Ward 7		
<b>Version Name</b>	Main (Active)		

<b>Project Description</b>											
<p>The Relocation of Sandpoint Beach project aims to move the public beach further east on the property, transforming the current beach area into a land-use space with shoreline improvements that would discourage access to the water in this section.</p> <p>A park master plan and environmental assessment have been completed and approved (CR265/2021, CR83/2018, B3/2013). Administration has prepared a preliminary capital cost estimate covering shoreline improvements, infrastructure requirements, landscape needs and other amenities. Relocation of Sandpoint Beach is projected to require over \$15M in funding.</p> <p>Detailed design, including detailed estimates and refining the scope of work required to continue with the design process for the relocation of Sandpoint Beach, is underway. Further consultation with regulatory bodies will be necessary for further detailed estimates. Although current funds are insufficient for a project of this magnitude, it remains a candidate for future funding opportunities, particularly through grants from senior levels of government. Historically, shoreline protection projects have been cost-shared with higher levels of government. If additional amenities like sand volleyball courts, accessible playgrounds and splash pads are added, further operating budget requirements will be identified.</p>											
<b>Version Description</b>											
2029-2030: \$1,500,000 - Detailed Implementation of Master Plan based on public consultation sessions.											
<b>Project Comments/Reference</b>						<b>Version Comments</b>					
7209003											
<b>Project Detailed Forecast</b>											
<b>GL Account</b>	<b>2025</b>	<b>2026</b>	<b>2027</b>	<b>2028</b>	<b>2029</b>	<b>2030</b>	<b>2031</b>	<b>2032</b>	<b>2033</b>	<b>2034</b>	<b>Total</b>
<b>Expenses</b>											
5410 Construction Contracts - TCA	0	0	0	0	398,000	1,102,000	0	0	0	0	1,500,000
Total	0	0	0	0	398,000	1,102,000	0	0	0	0	1,500,000
<b>Revenues</b>											
169 Pay As You Go - Capital Reserve	0	0	0	0	398,000	202,000	0	0	0	0	600,000
221 Service Sustainability Investm	0	0	0	0	0	900,000	0	0	0	0	900,000
Total	0	0	0	0	398,000	1,102,000	0	0	0	0	1,500,000

Related Projects		Historical Approved Budget			Operating Budget Impact				
		Year	Total Expense	Revenue		Effective Date	Unknown	Exp/(Rev)	FTE Impact
				Net City Cost	Subsidies				
		2020	22,500	22,500	0				
		2024	427,500	427,500	0				
		Should the reconfiguration of Sandpoint Beach result in the same size and basic design as the existing beach, there would be no impact to the operating budget. However, if the reconfiguration results in an expanded size, and if the amenities attract additional attendance, there is a potential for the requirement to increase the number of lifeguards up to an additional 3 part time guards. This would result in an additional cost in wages of approximately \$23,300.							
Year Identified	Start Date	Project Type for 2025		Project Lead	Est. Completion Date				
2014	September 1, 2024	Growth: 0.0 % Maintenance: 0.0 %		L. Ash	TBD`				



# Project Version Summary

<b>Project #</b>	REC-003-24	<b>Service Area</b>	Community Services
<b>Budget Year</b>	2025	<b>Department</b>	Recreation & Culture
<b>Asset Type</b>	Unassigned	<b>Division</b>	Admin - Recreation & Culture
<b>Title</b>	Confidential Recreation & Culture Matter (In-Camera)		
<b>Budget Status</b>	Mayor's Recommended Budget		
<b>Major Category</b>	Parks & Recreation		
<b>Wards</b>			
<b>Version Name</b>	Main (Active)		

<b>Project Description</b>											
<b>Version Description</b>											
In Camera report dated October 16, 2023.											
<b>Project Comments/Reference</b>						<b>Version Comments</b>					
7243004						COMMITMENTS: CR141/2024 IN-CAMERA: 2026 F214 \$2,000,000					
<b>Project Detailed Forecast</b>											
<b>GL Account</b>	<b>2025</b>	<b>2026</b>	<b>2027</b>	<b>2028</b>	<b>2029</b>	<b>2030</b>	<b>2031</b>	<b>2032</b>	<b>2033</b>	<b>2034</b>	<b>Total</b>
<b>Expenses</b>											
5410 Construction Contracts - TCA	0	2,000,000	0	0	0	0	0	0	0	0	2,000,000
Total	0	2,000,000	0	0	0	0	0	0	0	0	2,000,000
<b>Revenues</b>											
214CF Committed Funding	0	2,000,000	0	0	0	0	0	0	0	0	2,000,000
Total	0	2,000,000	0	0	0	0	0	0	0	0	2,000,000
<b>Related Projects</b>			<b>Historical Approved Budget</b>				<b>Operating Budget Impact</b>				
<b>Year Identified</b>	<b>Start Date</b>	<b>Project Type for 2025</b>		<b>Project Lead</b>			<b>Est. Completion Date</b>				
2024	January 1, 2026	Growth: 0.0 % Maintenance: 0.0 %		M. Staadegaard			2026`				



# Project Version Summary

<b>Project #</b>	REC-003-07	<b>Service Area</b>	Community Services
<b>Budget Year</b>	2025	<b>Department</b>	Recreation & Culture
<b>Asset Type</b>	Unassigned	<b>Division</b>	Community Centres & Programming
<b>Title</b>	Municipal Pools Refurbishment Program		
<b>Budget Status</b>	Mayor's Recommended Budget		
<b>Major Category</b>	Parks & Recreation		
<b>Wards</b>	City Wide		
<b>Version Name</b>	Main (Active)		

<b>Project Description</b>												
Upgrades/refurbishments to municipal pools are required to ensure that they remain functional and do not pose a hazard. The infrastructure we currently have must be maintained in order to ensure continued high customer service standards. Prioritizing pool improvements to ensure they remain functional is the objective of this capital request. The possibility of procuring external subsidies with various levels of government bodies will be explored.												
<b>Version Description</b>												
Recreation and Culture's Community Centre infrastructure must be maintained in order to ensure continued high customer service standards. Prioritizing facility and equipment improvements to ensure they remain functional is the objective of this capital request. This capital funding is intended to be used for facility upgrades, maintenance, program equipment and Recreation Master Plan priorities												
<b>Project Comments/Reference</b>						<b>Version Comments</b>						
7069034 7224006						COMMITMENTS: CR304/2022 C 107/2022: 2025 F221 \$2,000,000						
<b>Project Detailed Forecast</b>												
<b>GL Account</b>	<b>2025</b>	<b>2026</b>	<b>2027</b>	<b>2028</b>	<b>2029</b>	<b>2030</b>	<b>2031</b>	<b>2032</b>	<b>2033</b>	<b>2034</b>	<b>Total</b>	
<b>Expenses</b>												
5410 Construction Contracts - TCA	2,155,201	2,610,000	0	474,000	500,000	500,000	0	187,500	0	100,000	6,526,701	
Total	2,155,201	2,610,000	0	474,000	500,000	500,000	0	187,500	0	100,000	6,526,701	
<b>Revenues</b>												
221 Service Sustainability Investm	155,201	2,610,000	0	474,000	500,000	500,000	0	187,500	0	100,000	4,526,701	
221CF Committed Funding	2,000,000	0	0	0	0	0	0	0	0	0	2,000,000	
Total	2,155,201	2,610,000	0	474,000	500,000	500,000	0	187,500	0	100,000	6,526,701	

Related Projects		Historical Approved Budget			Operating Budget Impact				
		Year	Total Expense	Revenue		Effective Date	Unknown	Exp/(Rev)	FTE Impact
				Net City Cost	Subsidies				
		2008	466,000	466,000	0				
		2009	550,839	550,839	0				
		2010	1,000,000	1,000,000	0				
		2011	1,021,000	1,021,000	0				
		2014	325,000	325,000	0				
		2017	100,000	100,000	0				
		2019	1,057,000	1,057,000	0				
		2020	433,280	433,280	0				
		2021	37,000	37,000	0				
		2022	67,200	67,200	0				
		2023	132,000	132,000	0				
		2024	75,000	75,000	0				
<b>Year Identified</b>	<b>Start Date</b>	<b>Project Type for 2025</b>		<b>Project Lead</b>		<b>Est. Completion Date</b>			
2007	January 2, 2017	Growth: 0.0 % Maintenance: 100.0 %		James Chacko		Ongoing`			



# Project Version Summary

<b>Project #</b>	REC-004-07	<b>Service Area</b>	Community Services
<b>Budget Year</b>	2025	<b>Department</b>	Recreation & Culture
<b>Asset Type</b>	Unassigned	<b>Division</b>	Community Centres & Programming
<b>Title</b>	Recreation Facility Refurbishment Program		
<b>Budget Status</b>	Mayor's Recommended Budget		
<b>Major Category</b>	Parks & Recreation		
<b>Wards</b>	City Wide		
<b>Version Name</b>	Main (Active)		

<b>Project Description</b>												
Ongoing upgrades to facilities and services available in municipal recreation areas. A recent review indicates that the median age of the community centres is approximately 46 years, with 75% of all of our community centres being 25+ years old.												
<b>Version Description</b>												
Recreation Master Plan Priorities												
<b>Project Comments/Reference</b>						<b>Version Comments</b>						
7069035												
<b>Project Detailed Forecast</b>												
<b>GL Account</b>	<b>2025</b>	<b>2026</b>	<b>2027</b>	<b>2028</b>	<b>2029</b>	<b>2030</b>	<b>2031</b>	<b>2032</b>	<b>2033</b>	<b>2034</b>	<b>Total</b>	
<b>Expenses</b>												
5410 Construction Contracts - TCA	50,000	100,000	50,000	300,000	300,000	300,000	185,000	112,500	0	0	1,397,500	
Total	50,000	100,000	50,000	300,000	300,000	300,000	185,000	112,500	0	0	1,397,500	
<b>Revenues</b>												
221 Service Sustainability Investm	50,000	100,000	50,000	300,000	300,000	300,000	185,000	112,500	0	0	1,397,500	
Total	50,000	100,000	50,000	300,000	300,000	300,000	185,000	112,500	0	0	1,397,500	

Related Projects		Historical Approved Budget			Operating Budget Impact				
		Year	Total Expense	Revenue		Effective Date	Unknown	Exp/(Rev)	FTE Impact
				Net City Cost	Subsidies				
		2007	80,000	80,000	0				
		2009	50,000	50,000	0				
		2010	150,000	150,000	0				
		2011	100,000	100,000	0				
		2012	50,000	50,000	0				
		2013	50,000	50,000	0				
		2014	282,000	282,000	0				
		2015	50,000	50,000	0				
		2016	50,000	50,000	0				
		2017	50,000	50,000	0				
		2019	50,000	50,000	0				
		2020	50,000	50,000	0				
		2021	50,000	50,000	0				
		2022	50,000	50,000	0				
		2023	50,000	50,000	0				
		2024	300,000	300,000	0				
Year Identified	Start Date	Project Type for 2025		Project Lead	Est. Completion Date				
2007	January 1, 2017	Growth: 0.0 % Maintenance: 100.0 %		James Chacko	Ongoing`				





# Project Version Summary

<b>Project #</b>	REC-001-18	<b>Service Area</b>	Community Services
<b>Budget Year</b>	2025	<b>Department</b>	Recreation & Culture
<b>Asset Type</b>	Unassigned	<b>Division</b>	Cultural Affairs
<b>Title</b>	Monument and Memorial Capital Repairs		
<b>Budget Status</b>	Mayor's Recommended Budget		
<b>Major Category</b>	Parks & Recreation		
<b>Wards</b>	City Wide		
<b>Version Name</b>	Main (Active)		

<b>Project Description</b>																												
Capital repairs to monuments and memorials throughout the City of Windsor such as Boer War Monument, Centotaph, Polish monument and Freedom Way. Funds are required for repairs due to the public risk involved as the public tend to climb or get close to read particular monuments that are in need of repair.																												
<b>Version Description</b>																												
Funds are required to commence repairs on the Boer War, Cenotaph, Polish monument and Freedom Way to reduce public risk.																												
<b>Project Comments/Reference</b>						<b>Version Comments</b>																						
7204002 7245002						COMMITMENTS: CR424/2024 C 109/2024: 2025 F221 \$75,000																						
<b>Project Detailed Forecast</b>																												
<b>GL Account</b>	<b>2025</b>	<b>2026</b>	<b>2027</b>	<b>2028</b>	<b>2029</b>	<b>2030</b>	<b>2031</b>	<b>2032</b>	<b>2033</b>	<b>2034</b>	<b>Total</b>																	
<b>Expenses</b>																												
5410 Construction Contracts - TCA	75,000	75,000	75,000	75,000	75,000	0	75,000	75,000	0	0	525,000																	
Total	75,000	75,000	75,000	75,000	75,000	0	75,000	75,000	0	0	525,000																	
<b>Revenues</b>																												
221 Service Sustainability Investm	0	75,000	75,000	75,000	75,000	0	75,000	75,000	0	0	450,000																	
221CF Committed Funding	75,000	0	0	0	0	0	0	0	0	0	75,000																	
Total	75,000	75,000	75,000	75,000	75,000	0	75,000	75,000	0	0	525,000																	
<b>Related Projects</b>			<b>Historical Approved Budget</b>				<b>Operating Budget Impact</b>																					
			<table border="1"> <thead> <tr> <th colspan="2"></th> <th colspan="2">Revenue</th> </tr> <tr> <th>Year</th> <th>Total Expense</th> <th>Net City Cost</th> <th>Subsidies</th> </tr> </thead> <tbody> <tr> <td>2022</td> <td>75,000</td> <td>75,000</td> <td>0</td> </tr> <tr> <td>2023</td> <td>75,000</td> <td>75,000</td> <td>0</td> </tr> </tbody> </table>						Revenue		Year	Total Expense	Net City Cost	Subsidies	2022	75,000	75,000	0	2023	75,000	75,000	0						
		Revenue																										
Year	Total Expense	Net City Cost	Subsidies																									
2022	75,000	75,000	0																									
2023	75,000	75,000	0																									
<b>Year Identified</b>	<b>Start Date</b>	<b>Project Type for 2025</b>		<b>Project Lead</b>			<b>Est. Completion Date</b>																					
2018	January 1, 2022	Growth: 0.0 % Maintenance: 100.0 %		Michelle Staaedegaard			Ongoing`																					



# Project Version Summary

<b>Project #</b>	REC-001-21	<b>Service Area</b>	Community Services
<b>Budget Year</b>	2025	<b>Department</b>	Recreation & Culture
<b>Asset Type</b>	Unassigned	<b>Division</b>	Cultural Affairs
<b>Title</b>	Spirit of Windsor Train		
<b>Budget Status</b>	Mayor's Recommended Budget		
<b>Major Category</b>	Parks & Recreation		
<b>Wards</b>	Ward 3		
<b>Version Name</b>	Main (Active)		

<b>Project Description</b>											
Spirit of Windsor Train ongoing maintenance											
<b>Version Description</b>											
<b>Project Comments/Reference</b>						<b>Version Comments</b>					
<b>Project Detailed Forecast</b>											
<b>GL Account</b>	<b>2025</b>	<b>2026</b>	<b>2027</b>	<b>2028</b>	<b>2029</b>	<b>2030</b>	<b>2031</b>	<b>2032</b>	<b>2033</b>	<b>2034</b>	<b>Total</b>
<b>Expenses</b>											
5410 Construction Contracts - TCA	0	0	0	0	0	0	50,000	50,000	0	0	100,000
Total	0	0	0	0	0	0	50,000	50,000	0	0	100,000
<b>Revenues</b>											
221 Service Sustainability Investm	0	0	0	0	0	0	50,000	50,000	0	0	100,000
Total	0	0	0	0	0	0	50,000	50,000	0	0	100,000
<b>Related Projects</b>			<b>Historical Approved Budget</b>				<b>Operating Budget Impact</b>				
<b>Year Identified</b>	<b>Start Date</b>	<b>Project Type for 2025</b>		<b>Project Lead</b>		<b>Est. Completion Date</b>					
2021	January 1, 2031	Growth: 0.0 % Maintenance: 0.0 %		Michelle Staadegaard		Ongoing`					



# Project Version Summary

<b>Project #</b>	REC-002-07	<b>Service Area</b>	Community Services
<b>Budget Year</b>	2025	<b>Department</b>	Recreation & Culture
<b>Asset Type</b>	Unassigned	<b>Division</b>	Recreation Facilities
<b>Title</b>	Lakeview Park Marina Rehabilitation Program		
<b>Budget Status</b>	Mayor's Recommended Budget		
<b>Major Category</b>	Parks & Recreation		
<b>Wards</b>	Ward 6, Ward 7		
<b>Version Name</b>	Main (Active)		

<b>Project Description</b>	Replacement of the docks at Lakeview Park Marina to floating docks along with ongoing maintenance and structural repairs.
----------------------------	---

<b>Version Description</b>	Specific work identified at this time is as follows: - Replacement of the docks to floating docks - Ongoing maintenance and general structural repairs - Lighthouse repairs - Dredging - New pumpout system
----------------------------	--

<b>Project Comments/Reference</b>	<b>Version Comments</b>
7171033	

<b>Project Detailed Forecast</b>											
<b>GL Account</b>	<b>2025</b>	<b>2026</b>	<b>2027</b>	<b>2028</b>	<b>2029</b>	<b>2030</b>	<b>2031</b>	<b>2032</b>	<b>2033</b>	<b>2034</b>	<b>Total</b>
<b>Expenses</b>											
5410 Construction Contracts - TCA	200,000	34,000	34,000	275,000	275,000	275,000	835,000	0	0	250,000	2,178,000
Total	200,000	34,000	34,000	275,000	275,000	275,000	835,000	0	0	250,000	2,178,000
<b>Revenues</b>											
165 Lakeview Park Marina	50,000	0	0	0	0	0	0	0	0	0	50,000
214 Tourism Devlmt Infrst & Prgm	0	0	0	0	0	275,000	835,000	0	0	250,000	1,360,000
221 Service Sustainability Investm	150,000	34,000	34,000	275,000	275,000	0	0	0	0	0	768,000
Total	200,000	34,000	34,000	275,000	275,000	275,000	835,000	0	0	250,000	2,178,000

Related Projects		Historical Approved Budget			Operating Budget Impact				
		Year	Total Expense	Revenue		Effective Date	Unknown	Exp/(Rev)	FTE Impact
				Net City Cost	Subsidies				
		2012	60,000	60,000	0				
		2017	100,000	100,000	0				
		2018	50,000	50,000	0				
		2019	180,000	180,000	0				
		2020	1,393,646	811,646	582,000				
		2021	2,651,240	2,171,240	480,000				
		2022	360,114	360,114	0				
		2023	950,000	950,000	0				
		2024	50,000	50,000	0				
<b>Year Identified</b>	<b>Start Date</b>	<b>Project Type for 2025</b>		<b>Project Lead</b>		<b>Est. Completion Date</b>			
2007	January 1, 2017	Growth: 0.0 % Maintenance: 100.0 %		James Chacko		Ongoing`			



# Project Version Summary

<b>Project #</b>	REC-004-08	<b>Service Area</b>	Community Services
<b>Budget Year</b>	2025	<b>Department</b>	Recreation & Culture
<b>Asset Type</b>	Unassigned	<b>Division</b>	Recreation Facilities
<b>Title</b>	The WFCU Centre Capital Rehabilitation Program		
<b>Budget Status</b>	Mayor's Recommended Budget		
<b>Major Category</b>	Parks & Recreation		
<b>Wards</b>	Ward 6		
<b>Version Name</b>	Main (Active)		

<b>Project Description</b>	The WFCU Centre was constructed in 2007-2008 and requires ongoing capital maintenance and adjustments to continue to operate this state-of-the-art facility.
----------------------------	--

<b>Version Description</b>	The WFCU Centre is highly used by the City for programs, services and events in addition to the use by tenants such as Oak View Group (OVG), Life After Fifty, A21 Academy, the Windsor Spitfires, and the Windsor Express
----------------------------	--

<b>Project Comments/Reference</b>	<b>Version Comments</b>
7161046	

<b>Project Detailed Forecast</b>												
<b>GL Account</b>	<b>2025</b>	<b>2026</b>	<b>2027</b>	<b>2028</b>	<b>2029</b>	<b>2030</b>	<b>2031</b>	<b>2032</b>	<b>2033</b>	<b>2034</b>	<b>Total</b>	
<b>Expenses</b>												
5410 Construction Contracts - TCA	200,000	540,000	790,000	300,000	300,000	300,000	290,000	185,000	2,450,000	1,025,000	6,380,000	
Total	200,000	540,000	790,000	300,000	300,000	300,000	290,000	185,000	2,450,000	1,025,000	6,380,000	
<b>Revenues</b>												
151 Parks/Rec/Facil Acquis Funding	200,000	540,000	790,000	300,000	300,000	300,000	290,000	185,000	2,450,000	1,025,000	6,380,000	
Total	200,000	540,000	790,000	300,000	300,000	300,000	290,000	185,000	2,450,000	1,025,000	6,380,000	

<b>Related Projects</b>	<b>Historical Approved Budget</b>				<b>Operating Budget Impact</b>	
	<b>Year</b>	<b>Total Expense</b>	<b>Revenue</b>		<b>Effective Date</b>	<b>Unknown</b>
		<b>Net City Cost</b>	<b>Subsidies</b>	<b>Description</b>	<b>Exp/(Rev)</b>	<b>FTE Impact</b>
	2014	26,000	26,000	0		0
	2016	340,000	340,000	0	The lack of capital funding would result in further deterioration of the asset and increase the likelihood of expenditures in the operating budget due to repairs.	0
	2017	430,000	430,000	0		
	2019	200,000	200,000	0		
	2020	480,000	480,000	0		
	2021	978,441	978,441	0		
	2023	1,100,000	1,100,000	0		

<b>Year Identified</b>	<b>Start Date</b>	<b>Project Type for 2025</b>	<b>Project Lead</b>	<b>Est. Completion Date</b>
2008	January 2, 2017	Growth: 0.0 % Maintenance: 100.0 %	James Chacko	Ongoing`



# Project Version Summary

<b>Project #</b>	REC-004-24	<b>Service Area</b>	Community Services
<b>Budget Year</b>	2025	<b>Department</b>	Recreation & Culture
<b>Asset Type</b>	Unassigned	<b>Division</b>	Recreation Facilities
<b>Title</b>	South Windsor Community Centre and Library		
<b>Budget Status</b>	Mayor's Recommended Budget		
<b>Major Category</b>	Parks & Recreation		
<b>Wards</b>	Ward 10		
<b>Version Name</b>	Main (Active)		

<b>Project Description</b>											
The City has a strong base of library and recreation facilities but to address future growth demands, in terms of both programming capacity and geographic distribution, ensuring recreational, cultural and library-based opportunities that are well-distributed is essential. Funding for a future community centre and library would add to the mix of longstanding community-focused facilities.											
<b>Version Description</b>											
The creation of an additional community centre and library in south Windsor, an area that continues to experience strong population growth, would provide the opportunity to offer unique community-driven program offerings as well as to collaborate with partners, in order provide both indoor and outdoor programmed and drop-in opportunities for residents.											
<b>Project Comments/Reference</b>						<b>Version Comments</b>					
<b>Project Detailed Forecast</b>											
<b>GL Account</b>	<b>2025</b>	<b>2026</b>	<b>2027</b>	<b>2028</b>	<b>2029</b>	<b>2030</b>	<b>2031</b>	<b>2032</b>	<b>2033</b>	<b>2034</b>	<b>Total</b>
<b>Expenses</b>											
5410 Construction Contracts - TCA	0	0	0	0	0	500,000	0	0	0	0	500,000
Total	0	0	0	0	0	500,000	0	0	0	0	500,000
<b>Revenues</b>											
169 Pay As You Go - Capital Reserve	0	0	0	0	0	500,000	0	0	0	0	500,000
Total	0	0	0	0	0	500,000	0	0	0	0	500,000
<b>Related Projects</b>			<b>Historical Approved Budget</b>				<b>Operating Budget Impact</b>				
<b>Year Identified</b>	<b>Start Date</b>	<b>Project Type for 2025</b>		<b>Project Lead</b>			<b>Est. Completion Date</b>				
2024	January 1, 2030	Growth: 0.0 % Maintenance: 0.0 %		TBD			TBD`				



# Project Version Summary

<b>Project #</b>	REC-005-07	<b>Service Area</b>	Community Services
<b>Budget Year</b>	2025	<b>Department</b>	Recreation & Culture
<b>Asset Type</b>	Unassigned	<b>Division</b>	Recreation Facilities
<b>Title</b>	Corporate Arena Refurbishments		
<b>Budget Status</b>	Mayor's Recommended Budget		
<b>Major Category</b>	Corporate Property Infrastructure		
<b>Wards</b>	Ward 1, Ward 3, Ward 7		
<b>Version Name</b>	Main (Active)		

**Project Description**  
 Ongoing upgrades/refurbishments to municipal arenas in order to ensure that they remain functional and do not pose a hazard to users and address the needs of user groups.

**Version Description**  
 Due to changing user demographics (i.e. more females playing hockey), a shortage of dressing rooms is one of the areas that must be addressed. We should now be offering 6 dressing rooms per single pad and 12 per double pad. There is also a concern that additional capital repairs are required for the aging arena facilities (Forest Glade Arena, Adie Knox Arena, Capri Pizzeria Recreation Complex Arenas) and outdoor rink (Lanspeary Rink). Compressors/chillers are very expensive equipment that require ongoing maintenance programs and major overhauls every few years.  
 On a (3) three year cycle, the City of Windsor arena facilities require a comprehensive structural inspection report, in accordance with Section 54 (1) (m) of the Occupational Health and Safety Act, Revised Statutes of Ontario, 1990 and the guidelines for "Structural Adequacy of Arenas" of the Association of Professional Engineers of Ontario, published latest edition, as required under the Ontario Ministry of Labour.  
 To complete the extensive capital improvements to our arenas' dressing rooms, showers, restrooms, complete structural assessment work, maintenance programs for all of the plant equipment including refrigeration equipment, compressors, etc.

<b>Project Comments/Reference</b>	<b>Version Comments</b>
7069036	

<b>Project Detailed Forecast</b>		2025	2026	2027	2028	2029	2030	2031	2032	2033	2034	Total
<b>Expenses</b>												
5410	Construction Contracts - TCA	200,000	1,090,000	1,000,000	0	0	0	700,000	0	450,000	1,025,000	4,465,000
	Total	200,000	1,090,000	1,000,000	0	0	0	700,000	0	450,000	1,025,000	4,465,000
<b>Revenues</b>												
151	Parks/Rec/Facil Acquis Funding	0	0	0	0	0	0	0	0	0	1,025,000	1,025,000
221	Service Sustainability Investm	200,000	1,090,000	1,000,000	0	0	0	700,000	0	450,000	0	3,440,000
	Total	200,000	1,090,000	1,000,000	0	0	0	700,000	0	450,000	1,025,000	4,465,000

Related Projects		Historical Approved Budget			Operating Budget Impact				
		Year	Total Expense	Revenue		Effective Date	Unknown	Exp/(Rev)	FTE Impact
				Net City Cost	Subsidies				
		2009	200,000	200,000	0				
		2010	400,000	400,000	0				
		2011	150,000	150,000	0				
		2012	20,000	20,000	0				
		2013	20,000	20,000	0				
		2014	40,000	40,000	0				
		2015	250,000	250,000	0				
		2016	250,000	250,000	0				
		2017	280,000	280,000	0				
		2018	635,000	635,000	0				
		2019	250,000	250,000	0				
		2020	280,000	280,000	0				
		2021	250,000	250,000	0				
		2022	375,000	375,000	0				
		2023	200,000	200,000	0				
		2024	2,400,000	2,400,000	0				
<b>Year Identified</b>	<b>Start Date</b>	<b>Project Type for 2025</b>		<b>Project Lead</b>		<b>Est. Completion Date</b>			
2007	January 1, 2015	Growth: 0.0 % Maintenance: 100.0 %		J. Chacko		Ongoing`			



## 2025 Mayor's Recommended Capital Budget



### Corporate Services



# Project Version Summary

<b>Project #</b>	ECB-039-18	<b>Service Area</b>	Corporate Services
<b>Budget Year</b>	2025	<b>Department</b>	Council Services
<b>Asset Type</b>	Unassigned	<b>Division</b>	Administration Council Services
<b>Title</b>	Ward Funds		
<b>Budget Status</b>	Mayor's Recommended Budget		
<b>Major Category</b>	Community & Economic Development		
<b>Wards</b>	City Wide		
<b>Version Name</b>	Main (Active)		

<b>Project Description</b>	This amount is set aside by Council and will be self-approved by City Council to fund ward-specific initiatives.
----------------------------	--

<b>Version Description</b>	
----------------------------	--

<b>Project Comments/Reference</b>	<b>Version Comments</b>
7165003	COMMITMENT: B28/2024 C 177/2023: 2025 F169 \$275,000 B5/2023 C 26/2023: 2027 F169 \$1,100,000

<b>Project Detailed Forecast</b>											
GL Account	2025	2026	2027	2028	2029	2030	2031	2032	2033	2034	Total
<b>Expenses</b>											
5410 Construction Contracts - TCA	275,000	0	1,100,000	0	0	0	0	0	0	0	1,375,000
Total	275,000	0	1,100,000	0	0	0	0	0	0	0	1,375,000
<b>Revenues</b>											
169CF Committed Funding	275,000	0	1,100,000	0	0	0	0	0	0	0	1,375,000
Total	275,000	0	1,100,000	0	0	0	0	0	0	0	1,375,000

<b>Related Projects</b>	<b>Historical Approved Budget</b>				<b>Operating Budget Impact</b>			
			<b>Revenue</b>					
	<u>Year</u>	<u>Total Expense</u>	<u>Net City Cost</u>	<u>Subsidies</u>				
	2019	500,000	500,000	0				
	2023	1,600,000	1,600,000	0				

<b>Year Identified</b>	<b>Start Date</b>	<b>Project Type for 2025</b>	<b>Project Lead</b>	<b>Est. Completion Date</b>
2018	March 1, 2018	Growth: 100.0 % Maintenance: 0.0 %	Various	Ongoing`



# Project Version Summary

<b>Project #</b>	HCP-001-07	<b>Service Area</b>	Corporate Services
<b>Budget Year</b>	2025	<b>Department</b>	Human Resources
<b>Asset Type</b>	Unassigned	<b>Division</b>	Administration - Human Resources
<b>Title</b>	Accessibility - ODA Compliance		
<b>Budget Status</b>	Mayor's Recommended Budget		
<b>Major Category</b>	Corporate Property Infrastructure		
<b>Wards</b>	City Wide		
<b>Version Name</b>	Main (Active)		

<b>Project Description</b>	
On September 25, 2006, City Council approved CR463/2006 concerning capital project 7035138 in which it confirmed the policy of the City of Windsor to support the removal of barriers for people with disabilities in corporate departments as prioritized by the Windsor Accessibility Advisory Committee.	
<b>Version Description</b>	
<p>This Capital project provides financial support for corporate departments to identify and provide a process to remove accessibility barriers in City properties and facilities. Departments may bring a funding application to the Windsor Accessibility Advisory Committee and the Committee makes recommendations regarding the approval of the funding applications.</p> <p>This Capital project is prioritized and administered by the Windsor Accessibility Advisory Committee (WAAC) to ensure that funding for projects to remove barriers has been reviewed by and prioritized by people with disabilities. Adequate and ongoing funding to this fund ensures that accessibility barriers to both the built and non-built environment can be adequately addressed and that the process ensure persons with disabilities are involved in the decision-making process.</p> <p>This Capital project has been extremely valuable to address the needs of Departments and our customers that go above and beyond the AODA requirements. The AODA is meant to be a proactive tool so that organizations meet certain accessibility standards but retrofits are not required under the legislation. Customers can still request improvements above and beyond the AODA and if organizations do not address reasonable requests they can face potential Human Rights complaints. This fund allows our City Departments to identify projects that fall in this gap and will offer accessibility enhancements that will then undergo the review of our Accessibility Advisory Committee to determine the projects that most meet the needs of our community.</p> <p>This project has allowed for some wonderful community projects that have greatly improved accessibility of our Corporate services and facilities over the years. Just a handful of wonderful projects this Capital Project has helped to fund :</p> <ul style="list-style-type: none"> <li>• Accessible beach mats and 2 accessible floating Mobi Chairs at Sandpoint beach,</li> <li>• Hydraulic lift adult change tables at a number of facilities across the City,</li> <li>• Ceiling lifts, Hoyer power advanced portable lifts and also pool lifts,</li> <li>• Water wheelchairs and accessible floatation devices,</li> <li>• Additional audible pedestrian signals in key areas identified to meet community needs</li> <li>• Additional accessible door actuators in identified facilities</li> <li>• Accessible outdoor fitness equipment</li> <li>• Lower customer service counters</li> <li>• Accessible sign enhancements at a number of facilities</li> <li>• Accessible washroom and accessible change room upgrades at key identified facilities</li> </ul>	
<b>Project Comments/Reference</b>	<b>Version Comments</b>
7086008	

Project Detailed Forecast		2025	2026	2027	2028	2029	2030	2031	2032	2033	2034	Total
<b>Expenses</b>												
5410	Construction Contracts - TCA	30,000	30,000	30,000	0	0	250,000	0	0	0	30,000	370,000
Total		30,000	30,000	30,000	0	0	250,000	0	0	0	30,000	370,000
<b>Revenues</b>												
169	Pay As You Go - Capital Reserve	30,000	30,000	30,000	0	0	250,000	0	0	0	30,000	370,000
Total		30,000	30,000	30,000	0	0	250,000	0	0	0	30,000	370,000

Related Projects	Historical Approved Budget				Operating Budget Impact
	Year	Total Expense	Revenue		
			Net City Cost	Subsidies	
	2007	100,000	100,000	0	
	2008	100,000	100,000	0	
	2009	300,000	300,000	0	
	2010	300,000	300,000	0	
	2014	100,000	100,000	0	
	2015	100,000	100,000	0	
	2020	100,000	100,000	0	
	2021	100,000	100,000	0	
	2022	100,000	100,000	0	
	2024	50,000	50,000	0	

Year Identified	Start Date	Project Type for 2025	Project Lead	Est. Completion Date
2007	January 1, 2015	Growth: 100.0 % Maintenance: 0.0 %	V. Mihalo	Ongoing`



# Project Version Summary

<b>Project #</b>	HRS-001-25	<b>Service Area</b>	Corporate Services
<b>Budget Year</b>	2025	<b>Department</b>	Human Resources
<b>Asset Type</b>	Unassigned	<b>Division</b>	Administration - Human Resources
<b>Title</b>	Employee Retention Initiatives		
<b>Budget Status</b>	Mayor's Recommended Budget		
<b>Major Category</b>	Community & Economic Development		
<b>Wards</b>	City Wide		
<b>Version Name</b>	Main (Active)		

<b>Project Description</b>
----------------------------

PwC was engaged to help the City identify action items that will help to improve employee experience and assist with employee retention. PwC undertook extensive employee consultation, reviewed existing documentation, and made a number of key findings. Based on those findings, PwC developed a number of recommendations, and together with Administration, developed an implementation roadmap setting out short term, medium term, and longer term activities. A number of the activities are already underway, with many to follow in the coming months and years ahead. It is the expectation of Administration that these various initiatives, both those currently underway and the future activities outlined in the roadmap, will serve as a catalyst to continue moving the employee experience in a positive direction, and assist with recognizing the City as an employer of choice.

<b>Version Description</b>
----------------------------

In April, 2024, Council supported an Implementation Plan that was developed between City Administration and PricewaterhouseCoopers as part of a Retention and Employee Experience Strategy. This strategy included action items for the short, medium, and long term to address matters such as workplace culture, leadership, talent and career development, DE&I, recognition and reward, and workplace flexibility. While funding has been allocated toward some of the short and medium term initiatives, there is no current funding source for the longer term projects, such as development of a culture evolution roadmap, managerial toolkit for coaching and mentorship, a recognition program, and any HR Modernization reassessment required down the road. The capital funding being requested is to ensure there are sufficient funds to continue to carry out PwC's recommendations in the long term.

<b>Project Comments/Reference</b>	<b>Version Comments</b>
-----------------------------------	-------------------------

7241023

<b>Project Detailed Forecast</b>
----------------------------------

GL Account	2025	2026	2027	2028	2029	2030	2031	2032	2033	2034	Total
<b>Expenses</b>											
2915 Consulting Services - External	0	0	0	0	0	0	0	0	0	150,000	150,000
Total	0	0	0	0	0	0	0	0	0	150,000	150,000
<b>Revenues</b>											
169 Pay As You Go - Capital Reserve	0	0	0	0	0	0	0	0	0	150,000	150,000
Total	0	0	0	0	0	0	0	0	0	150,000	150,000

<b>Related Projects</b>	<b>Historical Approved Budget</b>	<b>Operating Budget Impact</b>
-------------------------	-----------------------------------	--------------------------------

--	--	--

<b>Year Identified</b>	<b>Start Date</b>	<b>Project Type for 2025</b>	<b>Project Lead</b>	<b>Est. Completion Date</b>
------------------------	-------------------	------------------------------	---------------------	-----------------------------

2025	January 1, 2034	Growth: 0.0 % Maintenance: 0.0 %	D. Paladino	TBD`
------	-----------------	-------------------------------------	-------------	------



# Project Version Summary

<b>Project #</b>	HRS-002-09	<b>Service Area</b>	Corporate Services
<b>Budget Year</b>	2025	<b>Department</b>	Human Resources
<b>Asset Type</b>	Unassigned	<b>Division</b>	Administration - Human Resources
<b>Title</b>	Accessibility - AODA Standard Training, Materials and Outreach		
<b>Budget Status</b>	Mayor's Recommended Budget		
<b>Major Category</b>	Corporate Property Infrastructure		
<b>Wards</b>	City Wide		
<b>Version Name</b>	Main (Active)		

**Project Description**

Under the Accessibility for Ontarians with Disabilities Act 2005 (AODA) and its regulation, there are a number of legislated requirements that municipalities are required to implement/comply with.

Municipalities must file accessibility reports with the Ministry showing that legislated requirements are met for each of the Standards.

This is an ongoing project regarding the implementation of legislated accessibility standards under the Accessibility for Ontarians with Disabilities Act. Given there will be ongoing costs and responsibilities to remain in compliance after the legislated due dates, it is recommended that this project remain ongoing and annual funds be available.

**Version Description**

The upcoming funding request is for document and website remediation processes required to be in compliance with legislation. Remediation takes time and can be costly therefore, additional funding is required to help with the costs associated with completing this process by the legislated deadline.

<b>Project Comments/Reference</b>	<b>Version Comments</b>
7091017	

<b>Project Detailed Forecast</b>												
GL Account	2025	2026	2027	2028	2029	2030	2031	2032	2033	2034	Total	
<b>Expenses</b>												
2950 Other Prof Services- External	20,000	20,000	20,000	0	0	0	0	0	0	20,000	80,000	
Total	20,000	20,000	20,000	0	0	0	0	0	0	20,000	80,000	
<b>Revenues</b>												
169 Pay As You Go - Capital Reserve	20,000	20,000	20,000	0	0	0	0	0	0	20,000	80,000	
Total	20,000	20,000	20,000	0	0	0	0	0	0	20,000	80,000	

<b>Related Projects</b>	<b>Historical Approved Budget</b>				<b>Operating Budget Impact</b>			
			<b>Revenue</b>		<b>Effective Date</b>	Unknown	<b>Exp/(Rev)</b>	<b>FTE Impact</b>
	<b>Year</b>	<b>Total Expense</b>	<b>Net City Cost</b>	<b>Subsidies</b>	<b>Description</b>		0	0
	2009	100,000	100,000	0	No operating budget impact.			
	2013	32,000	32,000	0				
	2014	52,000	52,000	0				
2017	51,500	51,500	0					
2020	74,500	74,500	0					

<b>Year Identified</b>	<b>Start Date</b>	<b>Project Type for 2025</b>	<b>Project Lead</b>	<b>Est. Completion Date</b>
------------------------	-------------------	------------------------------	---------------------	-----------------------------

2009	January 2, 2017	Growth: 100.0 % Maintenance: 0.0 %	V. Mihalo	Ongoing`
------	-----------------	---------------------------------------	-----------	----------



# Project Version Summary

<b>Project #</b>	HRS-002-08	<b>Service Area</b>	Corporate Services
<b>Budget Year</b>	2025	<b>Department</b>	Human Resources
<b>Asset Type</b>	Unassigned	<b>Division</b>	Occupational H&S & Wellness
<b>Title</b>	Corporate Health and Safety Program - Assessments		
<b>Budget Status</b>	Mayor's Recommended Budget		
<b>Major Category</b>	Corporate Property Infrastructure		
<b>Wards</b>	City Wide		
<b>Version Name</b>	Main (Active)		

## Project Description

This project was created to fund health and safety issues arising from Ministry of Labour orders, new work processes, legislative changes and ergonomic requirements for the Corporation. Over the past several years, the Ministry of Labour and the Workplace Safety and Insurance Board have been much more proactive with companies who do not measure up to health & safety rules and regulations. The Ontario Ministry of Labour has made a commitment to audit and inspect every employer in Ontario. The Ministry is targeting all employers, starting with workplaces with poor health & safety records. Accordingly, the Ministry of Labour has hired and trained hundreds of new health & safety inspectors since 2004. The government is clearly determined to level the playing field for all companies and to penalize those organizations who are trying to gain an unfair advantage by ignoring health & safety.

Since March 31, 2004, new occupational health & safety duties and criminal liabilities added to the Criminal Code (in Bill C-45) affect both individuals and organizations in Canada. For the first time, both individuals and organizations (including directors, executives and managers) are under an increased obligation to take reasonable steps to protect workers and the public; they must ensure accountability for a safe work environment or the Corporation faces a heightened risk of additional orders, fines and penalties.

Given the size of the Corporation's workforce, the number of worksites, the range of types of work we undertake each day and our commitment to maintaining compliance with OHSA reporting requirements, the MOL visits our sites on a continuous and proactive basis.

Each year the MOL conducts a number of targeted safety blitzes based on accident and injury data from Ontario Workplaces. An example of such a blitz is the annual Young Worker Safety blitz, which can include random site visits at worksites where our student lottery hires are deployed, and have the potential to result in orders to the Corporation if non-compliance is identified at any site. Achieving compliance with orders may require financial resources to undertake such items as training, purchase of equipment and/or personal protective equipment and hygiene testing.

## Version Description

Ministry of Labour blitzes scheduled in 2024 and 2025 are:

- Health care initiatives - Slips, Trips and Falls
- Industrial initiatives

## Project Comments/Reference

7241008

## Version Comments



Project Detailed Forecast		2025	2026	2027	2028	2029	2030	2031	2032	2033	2034	Total
<b>GL Account</b>												
<b>Expenses</b>												
2220	Maintenance Parts & Materials	0	0	0	0	0	117,250	0	0	0	0	117,250
	Total	0	0	0	0	0	117,250	0	0	0	0	117,250
<b>Revenues</b>												
169	Pay As You Go - Capital Reserve	0	0	0	0	0	117,250	0	0	0	0	117,250
	Total	0	0	0	0	0	117,250	0	0	0	0	117,250

Related Projects		Historical Approved Budget				Operating Budget Impact						
Year Identified	Start Date	Project Type for 2025	Project Lead	Est. Completion Date	Revenue							
					Year	Total Expense	Net City Cost	Subsidies	Effective Date	Unknown	Exp/(Rev)	FTE Impact
					2008	25,000	25,000	0				
					2009	100,000	100,000	0				
					2012	25,000	25,000	0				
					2013	10,000	0	10,000				
					2014	10,000	10,000	0				
					2015	10,000	10,000	0				
					2016	10,000	10,000	0				
					2017	10,000	10,000	0				
					2018	10,000	10,000	0				
					2019	10,000	10,000	0				
					2020	10,000	10,000	0				
					2021	10,000	10,000	0				
					2024	35,000	35,000	0				
					No operating budget impact.							



# Project Version Summary

<b>Project #</b>	ITC-001-08	<b>Service Area</b>	Corporate Services
<b>Budget Year</b>	2025	<b>Department</b>	Information Technology
<b>Asset Type</b>	Unassigned	<b>Division</b>	Administration - Info. Tech.
<b>Title</b>	Information Technology Business Continuity Improvements		
<b>Budget Status</b>	Mayor's Recommended Budget		
<b>Major Category</b>	Corporate Technology		
<b>Wards</b>	City Wide		
<b>Version Name</b>	Main (Active)		

## Project Description

The first stage of good Disaster Recovery Planning is Prevention. In other words, taking steps to prevent significant outages in the IT Infrastructure. For the last several years we have strived to improve the availability of our critical systems by adding redundancy and backups to various IT infrastructure components. During this time the Corporation has also become more dependent on technology, which is consistent with other sectors.

There does exist capital funding for some of this work in project ITC-006-07 and the focus has been on being able provide a reliable and highly available computing facility and a place to hold a backup of our data off site in the event of a disaster. Significant effort has also been made on improving the quality and consistency of our backup environment, which is critical to stage 2 of the process, which is the ability to restore the environment if we do lose it for some reason. Business Continuity Planning is a larger goal of ensuring that plans are in place to keep the Corporation's mission critical functions operating before, during and after a major catastrophe. This would be a much broader corporate initiative that would require significant resources both internal and external to not only develop but also ongoing resource dedication and operating expenditure to test and maintain on a regular cadence.

The amount of resources dedicated to this type of planning should be proportionate to the impact that an outage would have on the business. For example, in a large financial or manufacturing organization where even a small amount of downtime will result in significant financial loss or loss of faith by investors then there should be a corresponding significant investment in ensuring the business has very minimal downtime and also has plans in place on how to continue to operate during these times. For organizations that are not at significant risk when systems fail then a more practical approach is reasonable since the increased resources required to develop and maintain Business Continuity Plans does not provide the same value.

## Version Description

The Corporation of the City of Windsor will need to decide where in this spectrum we reside and that will help to determine what level of plans are appropriate and provide the most value.

The Corporate Security Policy and Methodology that was approved by Council is one of the tools we have to help identify critical areas where more security and availability is required and where plans should be in place in the event of an outage. Funding is also planned in the Capital Budget under project ITC-005-07 (Corporate Data & Network Security Initiatives) to address these areas as they are identified.

It should be noted, the Disaster Recovery and/or the Security project will NOT result in a full Business Continuity Plan. Now that funding has been established, work can begin on this project. A consultant has been hired to assist with departmental Business Continuity Plan development. Work has begun on the development of an ongoing Business Continuity Program. This will help the Information Technology department provide a more reliable service, taking better advantage of cloud technologies to enable the Corporation to continue operations during a pandemic, cyber situation or natural disaster.

## Project Comments/Reference

7209005

## Version Comments

Project Detailed Forecast												
GL Account		2025	2026	2027	2028	2029	2030	2031	2032	2033	2034	Total
<b>Expenses</b>												
5410	Construction Contracts - TCA	100,000	0	0	75,000	50,000	50,000	50,000	50,000	225,000	200,000	800,000
Total		100,000	0	0	75,000	50,000	50,000	50,000	50,000	225,000	200,000	800,000
<b>Revenues</b>												
169	Pay As You Go - Capital Reserve	50,000	0	0	25,000	25,000	25,000	25,000	25,000	25,000	50,000	250,000
221	Service Sustainability Investm	50,000	0	0	50,000	25,000	25,000	25,000	25,000	200,000	150,000	550,000
Total		100,000	0	0	75,000	50,000	50,000	50,000	50,000	225,000	200,000	800,000
<b>Related Projects</b>		<b>Historical Approved Budget</b>				<b>Operating Budget Impact</b>						
				<b>Revenue</b>		<b>Effective Date</b> Unknown		<b>Exp/(Rev)</b>		<b>FTE Impact</b>		
		<b>Year</b>	<b>Total Expense</b>	<b>Net City Cost</b>	<b>Subsidies</b>	<b>Description</b>						
		2020	100,000	100,000	0	No Operating Budget Impact						0
		2021	100,000	100,000	0							0
		2022	200,000	200,000	0							0
		2023	150,000	150,000	0							0
		2024	75,000	75,000	0							0
<b>Year Identified</b>	<b>Start Date</b>	<b>Project Type for 2025</b>		<b>Project Lead</b>			<b>Est. Completion Date</b>					
2008	January 1, 2020	Growth: 50.0 % Maintenance: 50.0 %		Chantelle Bernard			Ongoing`					



# Project Version Summary

<b>Project #</b>	ITC-001-13	<b>Service Area</b>	Corporate Services
<b>Budget Year</b>	2025	<b>Department</b>	Information Technology
<b>Asset Type</b>	Unassigned	<b>Division</b>	Administration - Info. Tech.
<b>Title</b>	Corporate Integration of Mobile Technologies		
<b>Budget Status</b>	Mayor's Recommended Budget		
<b>Major Category</b>	Corporate Technology		
<b>Wards</b>	City Wide		
<b>Version Name</b>	Main (Active)		

## Project Description

Under the e-Government umbrella and modernizing government also includes moving City Services closer to the resident and business and making them more mobile. Funding request is to facilitate implementation of organizational mobility. Untethering staff from their desks results in productivity and customer service improvements. The corporation has been making gains in these areas by incrementally growing the mobile workforce.

Two factors are driving this future investment requirement:

- 1) The current mobile workforce initiatives are ad hoc. Once a critical mass is reached, an investment will be required for a more efficient and effective holistic solution.
- 2) Technology changes in the mobile space are rapid and significant. Solutions implemented today will be sufficient, but this mobile space is changing so quickly it is almost certain these solutions will become antiquated in the coming years.

## Version Description

Costs may include but are not limited to: mobile devices, software, customization, interface development, infrastructure, security. This project includes all consumer costs to move work activities into the field.

## Project Comments/Reference

7199003

## Version Comments

## Project Detailed Forecast

GL Account	2025	2026	2027	2028	2029	2030	2031	2032	2033	2034	Total
<b>Expenses</b>											
5411 Construction Contracts-Non TCA	0	0	300,000	50,000	50,000	50,000	675,000	50,000	50,000	300,000	1,525,000
Total	0	0	300,000	50,000	50,000	50,000	675,000	50,000	50,000	300,000	1,525,000
<b>Revenues</b>											
169 Pay As You Go - Capital Reserve	0	0	300,000	50,000	50,000	50,000	675,000	50,000	50,000	200,000	1,425,000
221 Service Sustainability Investm	0	0	0	0	0	0	0	0	0	100,000	100,000
Total	0	0	300,000	50,000	50,000	50,000	675,000	50,000	50,000	300,000	1,525,000

Related Projects		Historical Approved Budget			Operating Budget Impact				
		Year	Total Expense	Revenue		Effective Date	Unknown	Exp/(Rev)	FTE Impact
				Net City Cost	Subsidies				
		2019	500,000	500,000	0	A more mobile workforce has a definite impact on Operating as each mobile device will require a monthly connectivity cost while this Capital Budget can address the up front costs. The ongoing costs will need to be allocated by each area requiring mobile services.			
		2021	375,000	375,000	0				
Year Identified	Start Date	Project Type for 2025		Project Lead	Est. Completion Date				
2013	January 1, 2019	Growth: 0.0 % Maintenance: 0.0 %		Chantelle Bernard	Ongoing`				



# Project Version Summary

<b>Project #</b>	ITC-001-25	<b>Service Area</b>	Corporate Services
<b>Budget Year</b>	2025	<b>Department</b>	Information Technology
<b>Asset Type</b>	Unassigned	<b>Division</b>	Administration - Info. Tech.
<b>Title</b>	Corporate Technology Strategic Plan		
<b>Budget Status</b>	Mayor's Recommended Budget		
<b>Major Category</b>	Corporate Technology		
<b>Wards</b>	City Wide		
<b>Version Name</b>	Main (Active)		

**Project Description**

The corporation developed its first ever Corporate Technology Strategic Plan (CTSP) and presented it to the Corporate Leadership Team in Nov 2023, and to City Council for review and approval in December 2023 when City Council unanimously approved the CTSP. The CTSP entails a detailed assessment of the current state of technology services, challenges, root causes of these challenges, target state and a high level workplan to establish a roadmap to execute on the CTSP. The strategic plan has taken into account corporate feedback through interviews and surveys, established best practices, comparative analysis of municipalities technology investments, risk exposure, alignment with corporate visions, IT and corporate readiness/capabilities to take on transformation work and the need for digitization to establish roadmap streams. The IT team is now taking the CTSP to the next level with leadership and corporate engagement to build the momentum for delivering the roadmap. The workplan was presented to the Corporate Leadership Team on July 24th, 2024, which led to the next steps.

**Version Description**

The early part of 2024 was focused on building consensus on the workplan. Post the July 24th working session with CLT, the next steps in 2025 require building the foundational pieces to support the CTSP execution plan, which includes but is not limited to third party services for the following:

- Assist the IT team in building roadmap governance,
- Assess and plan for individual roadmap initiatives.
- Establish a project management office, equipped with tools and methodologies to execute on the roadmap.
- Build a project in-take and prioritization process, supported by digital tools.
- Build capabilities for system architectural review, to ensure alignment with the CTSP direction and five streams of deliverables.

The 2025 capital funding request is for building these foundational pieces for the successful execution of the CTSP roadmap and rolling plans.

<b>Project Comments/Reference</b>	<b>Version Comments</b>

<b>Project Detailed Forecast</b>											
GL Account	2025	2026	2027	2028	2029	2030	2031	2032	2033	2034	Total
<b>Expenses</b>											
2915 Consulting Services - External	150,000	0	0	0	0	0	0	0	0	0	150,000
Total	150,000	0	0	0	0	0	0	0	0	0	150,000
<b>Revenues</b>											
169 Pay As You Go - Capital Reserve	150,000	0	0	0	0	0	0	0	0	0	150,000
Total	150,000	0	0	0	0	0	0	0	0	0	150,000

<b>Related Projects</b>	<b>Historical Approved Budget</b>	<b>Operating Budget Impact</b>

Year Identified	Start Date	Project Type for 2025	Project Lead	Est. Completion Date
2025	January 1, 2025	Growth: 100.0 % Maintenance: 0.0 %	Alex Vucinic	Ongoing`



# Project Version Summary

<b>Project #</b>	ITC-007-07	<b>Service Area</b>	Corporate Services
<b>Budget Year</b>	2025	<b>Department</b>	Information Technology
<b>Asset Type</b>	Unassigned	<b>Division</b>	Administration - Info. Tech.
<b>Title</b>	Corporate Intranet Redesign & Internet Accessibility Improvements		
<b>Budget Status</b>	Mayor's Recommended Budget		
<b>Major Category</b>	Corporate Technology		
<b>Wards</b>	City Wide		
<b>Version Name</b>	Main (Active)		

## Project Description

The growing demand for e-Government or digital services for residents, visitors and businesses, requires an ongoing investment to continually modernize our services and service delivery mechanisms.

For visitors of the City's website, future initiatives will allow for enhanced delivery of municipal services. Continual enhancements to functionality will be required to meet the continual and evolving needs.

This vision was implemented through the MyWindsor Self Service online automation project that will provides citizens and businesses the ability, with their own secured single "MyWindsor" account, to offer some of the following functions;

- view their own information such as property tax;
- place a request for a product or service like applying for permits or licenses;
- completing online registrations;
- pay for these services

Expanding the demand for e-Government internally for employees to leverage digital services also requires an ongoing investment to modernize processes and access to information through on-demand service portals. This is delivered through the MyInfo Self Service online automation projects that will provide employees and supervisors access to information and actions to effectively support employees.

## Version Description

The demand for public facing websites, internal web portals and web based technology to deliver e-Government services to residents, visitors, businesses and employees in an effort to modernize our services and as a primary service channel is growing significantly. The funds requested in 2025 and beyond will be used to upgrade licenses to keep the technology current, expand MyWindsor and MyInfo programs or migrate to a new platform based on industry trends and Corporate needs. The continual deployment of changing technology is necessary to continue increasing the efficiency and productivity of citizens and employees.

## Project Comments/Reference

7075017

## Version Comments



Project Detailed Forecast												
GL Account		2025	2026	2027	2028	2029	2030	2031	2032	2033	2034	Total
<b>Expenses</b>												
5411	Construction Contracts-Non TCA	325,000	0	0	150,000	125,000	150,000	150,000	575,000	275,000	400,000	2,150,000
Total		325,000	0	0	150,000	125,000	150,000	150,000	575,000	275,000	400,000	2,150,000
<b>Revenues</b>												
169	Pay As You Go - Capital Reserve	0	0	0	75,000	75,000	100,000	100,000	500,000	100,000	0	950,000
221	Service Sustainability Investm	325,000	0	0	75,000	50,000	50,000	50,000	75,000	175,000	400,000	1,200,000
Total		325,000	0	0	150,000	125,000	150,000	150,000	575,000	275,000	400,000	2,150,000
<b>Related Projects</b>		<b>Historical Approved Budget</b>				<b>Operating Budget Impact</b>						
				<b>Revenue</b>				<b>Effective Date</b> Unknown		<b>Exp/(Rev)</b> FTE Impact		
		<b>Year</b>	<b>Total Expense</b>	<b>Net City Cost</b>	<b>Subsidies</b>	<b>Description</b>				0 0		
		2007	25,000	25,000	0	No Operating Budget Impact						
		2008	100,000	100,000	0							
		2009	400,000	400,000	0							
		2010	500,000	500,000	0							
		2011	625,000	625,000	0							
		2019	850,000	850,000	0							
		2022	550,000	550,000	0							
<b>Year Identified</b>	<b>Start Date</b>	<b>Project Type for 2025</b>		<b>Project Lead</b>			<b>Est. Completion Date</b>					
2007	January 1, 2007	Growth: 0.0 % Maintenance: 100.0 %		Trevor Bennet			Ongoing`					



# Project Version Summary

<b>Project #</b>	ITC-001-12	<b>Service Area</b>	Corporate Services
<b>Budget Year</b>	2025	<b>Department</b>	Information Technology
<b>Asset Type</b>	Unassigned	<b>Division</b>	Business Process Modernization
<b>Title</b>	Fire and Rescue Records Management and Computer Aided Dispatch System Initiatives		
<b>Budget Status</b>	Mayor's Recommended Budget		
<b>Major Category</b>	Corporate Technology		
<b>Wards</b>	City Wide		
<b>Version Name</b>	Main (Active)		

## Project Description

To implement the following technology at Windsor Fire and Rescue Services (WFRS):

- Phase 1: A “full feature” fire records management solution (fire RMS) that will improve data accessibility and reliability for emergency responders and administrators
- Phase 2: An upgraded computer-aided dispatch (CAD) solution and other related programs to modernize the technology at WFRS.

WFRS has fallen significantly behind all other major Canadian fire agencies in the use of IT for service improvement and enhancement, specifically for creating fire RMS data, making that information available 24/7 on mobile devices, NextGen 911, and accessing corporate records. In addition to supplementing operational activities, the above new technologies are needed to provide management decision support, allow for information exchange, and expedite decision-making within WFRS and with senior City management.

The department’s strategic focus is to move from ‘just keeping the lights on’ to providing incremental improvements toward achieving excellence and realizing its business goals. The acquisition of a full feature fire RMS and an upgraded CAD will help to realize that vision.

**Phase 1 – Fire RMS:**  
 A fire RMS can save lives. It does this by compiling information quickly from unrelated programs to facilitate decision-making during emergencies. Additionally, its sophisticated analytics allow administrators to design better plans for protecting the community. Fire RMSs are used throughout the industry to address the specialized data capture and reporting needs of emergency response agencies. The technology’s modular design includes the ability to track incidents, inspections, personnel, shift assignments, training, and asset inventories/maintenance. For departments that already have computer programs to manage this information, a fire RMS can act as a layer above those systems, populating them with data while providing a simplified user experience and a similar look-and-feel across the various modules. Additionally, a fire RMS unifies records pertaining to people, properties, and emergency vehicles, and this allows for easier and more accurate report generation.

**Phase 2 – CAD:**  
 A CAD system is an essential tool for emergency services, and the effective use of one can shorten response times and result in reduced damage to health and property. This project is for improvement and modernization of the dispatch function and all related processes associated with it and requires its upgrade to meet the NextGen 911 requirements to be adopted throughout Ontario in 2025.

## Version Description

WFRS requires the full functionality of a Fire RMS as well as modernized dispatch processes and associated technology. Due to the size of this project, the intent is to implement it in phases.

- Phase 1 was the deployment of the fire RMS and was implemented in two stages. Stage 1 focused on the needs of Personnel, Property, Incidents, Apparatus, Quarter Master, and Training. Stage 2 addresses the remaining modules of a fire RMS, including inspections. Please note: There was some urgency to act on implementing phase 1 in 2018, thus Council approved (#C126/2018) on July 23, 2018 which approved a pre-commitment of funding from 2021 in the amount of \$784,960 to be available for use beginning in 2018 inclusive of applicable financing costs. Phase 1 should be complete as of the end of 2024.
- Phase 2: To meet the looming 2025 NextGen 911 deadline, the CAD replacement project began in 2023. Costs for CAD/NG911 support, enhancements or unexpected technology expenses will be funded by this capital budget.

## Project Comments/Reference

7183016

## Version Comments

Project Detailed Forecast												
GL Account		2025	2026	2027	2028	2029	2030	2031	2032	2033	2034	Total
<b>Expenses</b>												
5411	Construction Contracts-Non TCA	0	100,000	100,000	200,000	200,000	200,000	250,000	100,000	0	0	1,150,000
Total		0	100,000	100,000	200,000	200,000	200,000	250,000	100,000	0	0	1,150,000
<b>Revenues</b>												
169	Pay As You Go - Capital Reserve	0	100,000	100,000	200,000	200,000	200,000	250,000	100,000	0	0	1,150,000
Total		0	100,000	100,000	200,000	200,000	200,000	250,000	100,000	0	0	1,150,000
<b>Related Projects</b>		<b>Historical Approved Budget</b>					<b>Operating Budget Impact</b>					
<b>Follows</b> FRS-002-07		<b>Year</b>		<b>Total Expense</b>		<b>Revenue</b>		<b>Net City Cost</b>		<b>Subsidies</b>		
<b>Project Title</b> Fire & Rescue Computer-aided Dispatch System		2021		800,000		800,000				0		
<b>Year Identified</b>	<b>Start Date</b>	<b>Project Type for 2025</b>			<b>Project Lead</b>			<b>Est. Completion Date</b>				
2012	January 1, 2021	Growth: 0.0 % Maintenance: 0.0 %			Trevor Bennet			2032+				



# Project Version Summary

<b>Project #</b>	ITC-001-09	<b>Service Area</b>	Corporate Services
<b>Budget Year</b>	2025	<b>Department</b>	Information Technology
<b>Asset Type</b>	Unassigned	<b>Division</b>	End User Management
<b>Title</b>	Corporate Facilities Content Access Improvements		
<b>Budget Status</b>	Mayor's Recommended Budget		
<b>Major Category</b>	Corporate Technology		
<b>Wards</b>	City Wide		
<b>Version Name</b>	Main (Active)		

**Project Description**  
 Improve corporate communication and display notification features at locations that have employees without computer access and in meeting rooms where collaboration can significantly improve efficiency and service levels

**Version Description**  
 The trend for content access demand within the corporate community continues to increase, with the technology required to deliver this medium changing at an equal pace. Virtual meetings are now common but meeting rooms lack the technology for multiple physical participants. Putting in place the technology required for virtual meeting rooms and corporate content access is the focus of this project budget.

<b>Project Comments/Reference</b>	<b>Version Comments</b>
7101007	

<b>Project Detailed Forecast</b>											
GL Account	2025	2026	2027	2028	2029	2030	2031	2032	2033	2034	Total
<b>Expenses</b>											
5411 Construction Contracts-Non TCA	0	0	0	75,000	75,000	50,000	50,000	50,000	50,000	0	350,000
Total	0	0	0	75,000	75,000	50,000	50,000	50,000	50,000	0	350,000
<b>Revenues</b>											
169 Pay As You Go - Capital Reserve	0	0	0	75,000	75,000	50,000	50,000	50,000	50,000	0	350,000
Total	0	0	0	75,000	75,000	50,000	50,000	50,000	50,000	0	350,000

<b>Related Projects</b>	<b>Historical Approved Budget</b>				<b>Operating Budget Impact</b>		
	<u>Year</u>	<u>Total Expense</u>	<u>Revenue</u>		<u>Effective Date</u>	<u>Unknown</u>	<u>Exp/(Rev) FTE Impact</u>
			<u>Net City Cost</u>	<u>Subsidies</u>	<b>Description</b>		0 0
	2010	150,000	150,000	0	No Operating Budget Impact		
	2020	200,000	200,000	0			
	2022	200,000	200,000	0			

<b>Year Identified</b>	<b>Start Date</b>	<b>Project Type for 2025</b>	<b>Project Lead</b>	<b>Est. Completion Date</b>
2009	January 1, 2010	Growth: 0.0 % Maintenance: 0.0 %	Chantelle Bernard	Ongoing



# Project Version Summary

<b>Project #</b>	ITC-001-19	<b>Service Area</b>	Corporate Services
<b>Budget Year</b>	2025	<b>Department</b>	Information Technology
<b>Asset Type</b>	Unassigned	<b>Division</b>	End User Management
<b>Title</b>	Funding for Microsoft Software		
<b>Budget Status</b>	Mayor's Recommended Budget		
<b>Major Category</b>	Corporate Technology		
<b>Wards</b>	City Wide		
<b>Version Name</b>	Main (Active)		

**Project Description**

Desktop computers and most servers at the City of Windsor require a number of Microsoft licenses to deploy. Desktops run on Microsoft Windows and utilize the Microsoft Office suite of products. Most servers run Microsoft Windows for Servers and many databases are Microsoft SQL. Our email system utilizes Microsoft Exchange and our Web environment is built on the Microsoft SharePoint platform. The Microsoft Corporation licensing fees required to run these products are very expensive.

Previously Microsoft refreshed / updated their software with new versions every few years and discontinued support for older versions after 10 years. We currently budget for new software versions on a five-year cycle but in most cases have been able to extend their use beyond 5 years. In 2018 the City refreshed most of our Microsoft licenses, upgrading to the current version of software.

While implementing these perpetual Microsoft licences allowed us to function for several years, we have begun planning for the future of Microsoft products in our environment. This includes considering future deployment and support processes, as well as, the costing impact to the City.

**Version Description**

The pandemic and hybrid work from home have accelerated the move to MS365 and a funding model has been established to fund the annual fees through the PAYG reserve. The funds requested in 2026 and beyond will be transferred to the PAYG reserve to help preserve the health of the PAYG reserve fund and help fund the annual fees for MS365.

<b>Project Comments/Reference</b>	<b>Version Comments</b>

<b>Project Detailed Forecast</b>		2025	2026	2027	2028	2029	2030	2031	2032	2033	2034	Total
<b>Expenses</b>												
5410	Construction Contracts - TCA	0	600,000	600,000	900,000	900,000	900,000	200,000	0	0	0	4,100,000
	Total	0	600,000	600,000	900,000	900,000	900,000	200,000	0	0	0	4,100,000
<b>Revenues</b>												
169	Pay As You Go - Capital Reserve	0	0	0	150,000	150,000	150,000	0	0	0	0	450,000
221	Service Sustainability Investm	0	600,000	600,000	750,000	750,000	750,000	200,000	0	0	0	3,650,000
	Total	0	600,000	600,000	900,000	900,000	900,000	200,000	0	0	0	4,100,000





# Project Version Summary

<b>Project #</b>	ITC-002-19	<b>Service Area</b>	Corporate Services
<b>Budget Year</b>	2025	<b>Department</b>	Information Technology
<b>Asset Type</b>	Unassigned	<b>Division</b>	Enterprise Systems
<b>Title</b>	Municipal Tax System		
<b>Budget Status</b>	Mayor's Recommended Budget		
<b>Major Category</b>	Corporate Technology		
<b>Wards</b>	City Wide		
<b>Version Name</b>	Main (Active)		

## Project Description

The AMANDA Enterprise System (AMANDA) is a corporate-wide application that the City of Windsor (City) uses to help manage and support several City services. In AMANDA, the Tax module is currently used by the Finance department to manage the issuance of property tax bills and the collection of revenue. As the main source of revenue for the City, approximately \$408M is collected through this system.

The software vendor, Granicus, has announced the end-of-life period for the current Tax module within AMANDA. Granicus made the decision to remove the Tax module from their list of software product offerings with immediate effect and with no application upgrades available to the existing version. Granicus has estimated that support for the existing version of the Tax module will end December 2024. Other modules in AMANDA such as Permitting, Licensing and Compliance, etc. will not be impacted.

The City has procured a new system to implement from Central Square (CS) to replace the current Tax module in AMANDA. Due to challenges with implementing the CS tax system, Administration is working on securing 3rd party services to extend support for the Tax module past 2024. It will be critical to maintain support for the AMANDA Tax module while the new system is being implemented. Failure to successfully implement the new tax system presents a significant risk to the City given the revenue that is collected using this application.

The \$408M worth of yearly revenue collected through the AMANDA Tax Module includes property tax revenue and other tax revenue administered by the Finance department for the English Separate School Boards, English Public School Board, French Separate School Board, French Public School Board, Enwin Utilities and the Provincial Offenses Act Office.

- Delivery of a new Tax System will occur in 3 major phases:
- Phase 1: Tax System Discovery and Procurement - Complete
  - Phase 2: Implementation of a New Tax System – Initiated
  - Phase 3: Deployment of a New Tax System - TBD

The estimated cost of this project is based on the previous implementation of the AMANDA Tax module plus anticipated resource costs.

<b>Version Description</b>											
Delivery of a new Tax System will occur in 3 major phases and will require capital funding for the software implementation costs, customization and data conversion costs, maintenance and support fees along with additional resources for the following:											
Phase 1: Tax System Discovery and Procurement - Complete											
The replacement of the Tax System is a critical project that must be completed because the current system will no longer be offered. This creates two significant enterprise risks to the City that technology might fail to meet our needs in the delivery of services and in the portrayal of the City regarding municipal tax billings. Failure to collect revenue could pose a critical financial risk to several other enterprise systems in the delivery of City services. The City has completed this phase of the project and procured a new tax system from Central Square to replace the AMANDA module.											
Phase 2: Implementation of a New Tax System - Initiated											
• Software, Licensing or Subscription Fees, Data Conversion, Customization, Tax Reports & Documentation, Testing, Human Resources, etc.											
Phase 3: Deployment of a New Tax System											
• Training, Human Resources, Deploy new Tax System, Provide Support After Go-Live											
Future Expenses (2026)											
• Upgrades, customizations, maintenance, etc.											
<b>Project Comments/Reference</b>				<b>Version Comments</b>							
7207000				COMMITMENTS: CR526/2021 C 132/2021: 2026 F221 \$530,000							
<b>Project Detailed Forecast</b>											
<b>GL Account</b>	<b>2025</b>	<b>2026</b>	<b>2027</b>	<b>2028</b>	<b>2029</b>	<b>2030</b>	<b>2031</b>	<b>2032</b>	<b>2033</b>	<b>2034</b>	<b>Total</b>
<b>Expenses</b>											
5126 Computer Software	0	530,000	0	0	0	0	0	0	0	0	530,000
Total	0	530,000	0	0	0	0	0	0	0	0	530,000
<b>Revenues</b>											
221CF Committed Funding	0	530,000	0	0	0	0	0	0	0	0	530,000
Total	0	530,000	0	0	0	0	0	0	0	0	530,000
<b>Related Projects</b>		<b>Historical Approved Budget</b>				<b>Operating Budget Impact</b>					
				<b>Revenue</b>							
		<b>Year</b>	<b>Total Expense</b>	<b>Net City Cost</b>	<b>Subsidies</b>						
		2020	233,500	233,500	0						
		2021	1,795,500	1,795,500	0						
		2023	1,341,000	1,341,000	0						
<b>Year Identified</b>	<b>Start Date</b>	<b>Project Type for 2025</b>		<b>Project Lead</b>			<b>Est. Completion Date</b>				
2019	January 1, 2019	Growth: 0.0 % Maintenance: 0.0 %		Josh Higgins			2026`				





## Project Version Summary

<b>Project #</b>	ITC-008-07	<b>Service Area</b>	Corporate Services
<b>Budget Year</b>	2025	<b>Department</b>	Information Technology
<b>Asset Type</b>	Unassigned	<b>Division</b>	Enterprise Systems
<b>Title</b>	Corporate Enterprise Resource Planning (ERP) System		
<b>Budget Status</b>	Mayor's Recommended Budget		
<b>Major Category</b>	Corporate Technology		
<b>Wards</b>	City Wide		
<b>Version Name</b>	Main (Active)		

<b>Project Description</b>	
<p>The focus of this project is to utilize funds to support necessary enhancements to Enterprise Resource Planning systems. Such items include System Support, Projects or Business Process Initiatives approved by the various Governance Groups that create corporate technical workplans annually. A sub-project is being initiated to formulate recommendations on the eventual replacement or upgrading of PeopleSoft Financials and HRMS. Rimini Street Inc. (Rimini) provides 3rd party support services to the City of Windsor (City) for both of these systems currently. In 2014 the City ended its support and maintenance agreement with Oracle and signed with Rimini. The Rimini support services are offered at a lower cost however they do not provide version upgrades to the applications. As the aging technology has not been upgraded since 2009 for PeopleSoft Financial and 2011 for PeopleSoft HRMS, it has been identified as a significant enterprise risk that technology could fail to meet our needs if not updated.</p>	
<b>Version Description</b>	
<p>In 2021, the City extended the support and maintenance agreement with Rimini until 2027 with the view towards a replacement of both PeopleSoft systems or a major upgrade to the existing applications. Risk indicators are showing incompatibility concerns with related technology such as Microsoft that is causing challenges with maintaining the applications.</p> <p>2025+ – Reporting tools, enhancements to online services and in 2025 it will be 10 year's that PeopleSoft (FIN/HRMS) has been supported by Rimini Street without a version upgrade. Research and planning must occur prior to this to ensure the sustainability of our financial and HR systems to determine the appropriate ERP roadmap for a version upgrade or software replacement. Additionally, the Workforce Management System will require system updates to remain current with the vendors support agreement. This will require upgrades to the current version and reconfiguration of business rules depending on collective bargaining changes and other related legislative changes (including Workforce Management (WFM) Contingency).</p> <p>A significant enterprise risk exists in that technology could fail to meet our needs if the technology is not updated within the next 5 years. Each year the risk increases as the software ages and related technology changes. An ERP roadmap has been initiated in 2024 to identify costs and make recommendations on the replacement or upgrading of these systems. This information will have to be reviewed with the available funding to ensure both systems are maintained. At the end of the Rimini support agreement, it will be 18 years since the last PeopleSoft Financials upgrade and 16 years for PeopleSoft HRMS. Given the age of technology and incompatibility with Microsoft, it is critical that the City be actively moving to a new/upgraded system(s) or have completed the changeover.</p>	
<b>Project Comments/Reference</b>	<b>Version Comments</b>
7074018	<p>A budget pressure on the available capital funding is the Oracle license agreement which authorizes the City to use the PeopleSoft applications. The PeopleSoft Financial system is licensed based on the value of the City's annual budget, and PeopleSoft HRMS is licensed based on the headcount of employees in the system. For PeopleSoft Financials, the City exceeded the threshold in the agreement in 2023 &amp; 2024 and had to purchase additional licenses to continue to use the application in both years. It is anticipated that in 2025 the city will be required to purchase additional licenses again.</p>

Project Detailed Forecast																																																																										
GL Account		2025	2026	2027	2028	2029	2030	2031	2032	2033	2034	Total																																																														
<b>Expenses</b>																																																																										
5411	Construction Contracts-Non TCA	516,696	1,250,000	1,936,048	1,750,000	1,750,000	3,186,504	1,381,921	1,555,000	1,700,000	1,140,000	16,166,169																																																														
Total		516,696	1,250,000	1,936,048	1,750,000	1,750,000	3,186,504	1,381,921	1,555,000	1,700,000	1,140,000	16,166,169																																																														
<b>Revenues</b>																																																																										
169	Pay As You Go - Capital Reserve	0	0	0	500,000	500,000	968,079	581,921	385,000	250,000	140,000	3,325,000																																																														
221	Service Sustainability Investm	516,696	1,250,000	1,936,048	1,250,000	1,250,000	2,218,425	800,000	1,170,000	1,450,000	1,000,000	12,841,169																																																														
Total		516,696	1,250,000	1,936,048	1,750,000	1,750,000	3,186,504	1,381,921	1,555,000	1,700,000	1,140,000	16,166,169																																																														
<b>Related Projects</b>		<b>Historical Approved Budget</b>					<b>Operating Budget Impact</b>																																																																			
				<table border="1"> <thead> <tr> <th rowspan="2">Year</th> <th rowspan="2">Total Expense</th> <th colspan="2">Revenue</th> </tr> <tr> <th>Net City Cost</th> <th>Subsidies</th> </tr> </thead> <tbody> <tr><td>2007</td><td>100,000</td><td>100,000</td><td>0</td></tr> <tr><td>2008</td><td>100,000</td><td>100,000</td><td>0</td></tr> <tr><td>2009</td><td>250,000</td><td>250,000</td><td>0</td></tr> <tr><td>2010</td><td>300,000</td><td>300,000</td><td>0</td></tr> <tr><td>2012</td><td>140,000</td><td>140,000</td><td>0</td></tr> <tr><td>2014</td><td>125,000</td><td>125,000</td><td>0</td></tr> <tr><td>2015</td><td>100,000</td><td>100,000</td><td>0</td></tr> <tr><td>2016</td><td>25,000</td><td>25,000</td><td>0</td></tr> <tr><td>2019</td><td>475,000</td><td>475,000</td><td>0</td></tr> <tr><td>2020</td><td>125,000</td><td>125,000</td><td>0</td></tr> <tr><td>2021</td><td>250,000</td><td>250,000</td><td>0</td></tr> <tr><td>2022</td><td>250,000</td><td>250,000</td><td>0</td></tr> <tr><td>2023</td><td>250,000</td><td>250,000</td><td>0</td></tr> </tbody> </table>			Year	Total Expense	Revenue		Net City Cost	Subsidies	2007	100,000	100,000	0	2008	100,000	100,000	0	2009	250,000	250,000	0	2010	300,000	300,000	0	2012	140,000	140,000	0	2014	125,000	125,000	0	2015	100,000	100,000	0	2016	25,000	25,000	0	2019	475,000	475,000	0	2020	125,000	125,000	0	2021	250,000	250,000	0	2022	250,000	250,000	0	2023	250,000	250,000	0	<table border="1"> <thead> <tr> <th>Effective Date</th> <th>Unknown</th> <th>Exp/(Rev)</th> <th>FTE Impact</th> </tr> </thead> <tbody> <tr> <td></td> <td></td> <td>0</td> <td>0</td> </tr> </tbody> </table>		Effective Date	Unknown	Exp/(Rev)	FTE Impact			0	0
Year	Total Expense	Revenue																																																																								
		Net City Cost	Subsidies																																																																							
2007	100,000	100,000	0																																																																							
2008	100,000	100,000	0																																																																							
2009	250,000	250,000	0																																																																							
2010	300,000	300,000	0																																																																							
2012	140,000	140,000	0																																																																							
2014	125,000	125,000	0																																																																							
2015	100,000	100,000	0																																																																							
2016	25,000	25,000	0																																																																							
2019	475,000	475,000	0																																																																							
2020	125,000	125,000	0																																																																							
2021	250,000	250,000	0																																																																							
2022	250,000	250,000	0																																																																							
2023	250,000	250,000	0																																																																							
Effective Date	Unknown	Exp/(Rev)	FTE Impact																																																																							
		0	0																																																																							
				Description			No Operating Budget Impact																																																																			
<b>Year Identified</b>	<b>Start Date</b>	<b>Project Type for 2025</b>		<b>Project Lead</b>			<b>Est. Completion Date</b>																																																																			
2007	January 1, 2007	Growth: 0.0 % Maintenance: 100.0 %		Josh Higgins			Ongoing`																																																																			



# Project Version Summary

<b>Project #</b>	ITC-011-07	<b>Service Area</b>	Corporate Services
<b>Budget Year</b>	2025	<b>Department</b>	Information Technology
<b>Asset Type</b>	Unassigned	<b>Division</b>	Enterprise Systems
<b>Title</b>	AMANDA Information System Upgrades and Improvements		
<b>Budget Status</b>	Mayor's Recommended Budget		
<b>Major Category</b>	Corporate Technology		
<b>Wards</b>	City Wide		
<b>Version Name</b>	Main (Active)		

**Project Description**

The AMANDA Enterprise System is a Corporate wide system used by many Departments including Licensing, Building, Fire, Public Works, Property Taxes etc. Enhancements to this system are required to support business administration, accommodate legislative changes, implement software upgrade requirements, and maintain technology standards. These enhancements have been approved by the AMANDA Governance and Managers groups. The enhancements are approved and are monitored as part of the corporate AMANDA annual work plan. With this funding strategy the goal is to primarily ensure that the system remains functional, accommodates expansion, and ensures day-to-day business continuity.

**Version Description**

The AMANDA 7 upgrade was completed in 2022 to meet the vendor support requirements. This included a new security framework, upgrading the infrastructure, reviewing departmental business processes, the creation of job aids and employee training, and an analysis of other dependent corporate applications. Extensive testing of all modules and corporate wide training on the new platform was provided.

2025+ - Projects identified and prioritized through Amanda Governance Committee for enhancement and ongoing maintenance to the system. Several key initiatives have a dependency to integrate with AMANDA such as, E-Permitting, My Windsor and the new Municipal Property Tax Solution. It is anticipated that by at least 2027 that the AMANDA 7 version will need to be upgraded which will require project funding for the conversion, consulting services and enhancements to the application.

On-going – implementation of additional functionality to create efficiencies needed by the corporate users as submitted through the governance process.

Regular application maintenance is required under the license and support agreement that requires annual funding. If annual maintenance is not done to the application the City could incur significant costs for consulting and/or hardware purchases to sustain the application and risk critical technology failure to the AMANDA system that supports the operations for several City departments.

Project Comments/Reference	Version Comments
7075021	To support the E-Services - Planning, Permitting & Licensing (PPL) project a portion of the AMANDA capital funds have been designated for this initiative.

<b>Project Detailed Forecast</b>											
GL Account	2025	2026	2027	2028	2029	2030	2031	2032	2033	2034	Total
<b>Expenses</b>											
5411 Construction Contracts-Non TCA	200,000	0	0	250,000	250,000	250,000	250,000	250,000	300,000	360,000	2,110,000
Total	200,000	0	0	250,000	250,000	250,000	250,000	250,000	300,000	360,000	2,110,000
<b>Revenues</b>											
221 Service Sustainability Investm	200,000	0	0	250,000	250,000	250,000	250,000	250,000	300,000	360,000	2,110,000
Total	200,000	0	0	250,000	250,000	250,000	250,000	250,000	300,000	360,000	2,110,000

Related Projects		Historical Approved Budget			Operating Budget Impact				
		Year	Total Expense	Revenue		Effective Date	Unknown	Exp/(Rev)	FTE Impact
				Net City Cost	Subsidies				
		2007	150,000	150,000	0				
		2008	150,000	150,000	0				
		2009	150,000	150,000	0				
		2010	150,000	150,000	0				
		2011	150,000	150,000	0				
		2012	150,000	150,000	0				
		2015	100,000	100,000	0				
		2016	25,000	25,000	0				
		2018	200,000	200,000	0				
		2019	350,000	350,000	0				
		2020	200,000	200,000	0				
		2021	200,000	200,000	0				
		2022	300,000	300,000	0				
		2023	200,000	200,000	0				
		2024	200,000	200,000	0				
Year Identified	Start Date	Project Type for 2025		Project Lead	Est. Completion Date				
2007	January 1, 2007	Growth: 0.0 % Maintenance: 100.0 %		Josh Higgins	Ongoing`				



# Project Version Summary

<b>Project #</b>	ITC-001-22	<b>Service Area</b>	Corporate Services
<b>Budget Year</b>	2025	<b>Department</b>	Information Technology
<b>Asset Type</b>	Unassigned	<b>Division</b>	Technology Infrastructure
<b>Title</b>	Data & Insights		
<b>Budget Status</b>	Mayor's Recommended Budget		
<b>Major Category</b>	Corporate Technology		
<b>Wards</b>	City Wide		
<b>Version Name</b>	Main (Active)		

<b>Project Description</b>
<p>The purpose of this project is to implement the recommendations from the Information Builders, Inc. (IBI) report (Report) to Council. In 2019, the City of Windsor (City) hired IBI to find efficiencies that could be achieved through data analytics and information management. The following recommendations were made:</p> <ul style="list-style-type: none"> <li>- Develop an integrated information management strategy to meet the City's strategic goals</li> <li>- Implement a business intelligence and analytics architecture in phases as described in the report;</li> <li>- Create a Business Intelligence Centre of Excellence (BI CoE) to support the successful implementation of the business intelligence and analytics architecture and the more effective use of data at all levels of the organization;</li> <li>- Invest in the business process re-design and change management that is essential to the success of the overall plan.</li> </ul>

<b>Version Description</b>
<p>IBI provided cost estimates to implement their recommendations that included consulting services, one-time and on-going software/hardware costs, training, and positions to start the adoption phase of the project. With the development of the integrated information management strategy future capital requests will be brought forward to continue with the adoption phase</p>

<b>Project Comments/Reference</b>	<b>Version Comments</b>
7221035	

<b>Project Detailed Forecast</b>												
<b>GL Account</b>	<b>2025</b>	<b>2026</b>	<b>2027</b>	<b>2028</b>	<b>2029</b>	<b>2030</b>	<b>2031</b>	<b>2032</b>	<b>2033</b>	<b>2034</b>	<b>Total</b>	
<b>Expenses</b>												
5411 Construction Contracts-Non TCA	200,000	200,000	200,000	50,000	50,000	50,000	50,000	100,000	500,000	550,000	1,950,000	
Total	200,000	200,000	200,000	50,000	50,000	50,000	50,000	100,000	500,000	550,000	1,950,000	
<b>Revenues</b>												
169 Pay As You Go - Capital Reserve	200,000	200,000	200,000	50,000	50,000	50,000	50,000	100,000	200,000	250,000	1,350,000	
221 Service Sustainability Investm	0	0	0	0	0	0	0	0	300,000	300,000	600,000	
Total	200,000	200,000	200,000	50,000	50,000	50,000	50,000	100,000	500,000	550,000	1,950,000	

<b>Related Projects</b>	<b>Historical Approved Budget</b>				<b>Operating Budget Impact</b>			
			<b>Revenue</b>					
	<b>Year</b>	<b>Total Expense</b>	<b>Net City Cost</b>	<b>Subsidies</b>				
	2022	300,000	300,000	0				
	2023	100,000	100,000	0				
	2024	100,000	100,000	0				

Year Identified	Start Date	Project Type for 2025	Project Lead	Est. Completion Date
2022	January 1, 2022	Growth: 100.0 % Maintenance: 0.0 %	Josh Higgins	Ongoing`



# Project Version Summary

<b>Project #</b>	ITC-002-07	<b>Service Area</b>	Corporate Services
<b>Budget Year</b>	2025	<b>Department</b>	Information Technology
<b>Asset Type</b>	Unassigned	<b>Division</b>	Technology Infrastructure
<b>Title</b>	Corporate Electronic Storage and Retrieval Systems Upgrades		
<b>Budget Status</b>	Mayor's Recommended Budget		
<b>Major Category</b>	Corporate Technology		
<b>Wards</b>	City Wide		
<b>Version Name</b>	Main (Active)		

<b>Project Description</b>												
It is becoming more difficult to keep up with the growing storage demands. The corporation needs to expand its current storage capacity, while taking advantage of newer technologies to help improve security, performance and control the increased cost. This requires a state of the art storage that is reliable and expandable. It should include a tiered architecture that allows least referenced material to be allocated to less expensive storage media. New technologies like Solid State Disks, deduplication, and compression allow for better performance while built-in drive encryption increases security. It should include the ability to conduct a discovery avoiding the possibility of violating legislative requirements. This is a requirement for freedom of information requests and e-discovery rules for any dispute. Without this project we are not able to provide expected levels of Information Technology (IT) services.												
<b>Version Description</b>												
2025+: Continue to expand storage to meet required growth both on-premise and in the cloud. Implement tools and/or solutions researched in 2024 to help organize data, identify sensitive data and meet retention requirements. Add security features to reduce data loss and improve privacy and security.												
<b>Project Comments/Reference</b>						<b>Version Comments</b>						
7069900												
<b>Project Detailed Forecast</b>												
<b>GL Account</b>		<b>2025</b>	<b>2026</b>	<b>2027</b>	<b>2028</b>	<b>2029</b>	<b>2030</b>	<b>2031</b>	<b>2032</b>	<b>2033</b>	<b>2034</b>	<b>Total</b>
<b>Expenses</b>												
5411	Construction Contracts-Non TCA	100,000	100,000	100,000	125,000	100,000	100,000	125,000	125,000	250,000	375,000	1,500,000
	Total	100,000	100,000	100,000	125,000	100,000	100,000	125,000	125,000	250,000	375,000	1,500,000
<b>Revenues</b>												
169	Pay As You Go - Capital Reserve	0	100,000	50,000	50,000	50,000	50,000	75,000	75,000	75,000	75,000	600,000
221	Service Sustainability Investm	100,000	0	50,000	75,000	50,000	50,000	50,000	50,000	175,000	300,000	900,000
	Total	100,000	100,000	100,000	125,000	100,000	100,000	125,000	125,000	250,000	375,000	1,500,000

Related Projects		Historical Approved Budget			Operating Budget Impact				
		Year	Total Expense	Revenue		Effective Date	Unknown	Exp/(Rev)	FTE Impact
				Net City Cost	Subsidies				
		2007	75,000	75,000	0				
		2008	75,000	75,000	0				
		2009	200,000	200,000	0				
		2012	150,000	150,000	0				
		2014	150,000	150,000	0				
		2015	150,000	150,000	0				
		2017	100,000	100,000	0				
		2018	100,000	100,000	0				
		2019	150,000	150,000	0				
		2020	150,000	150,000	0				
		2021	150,000	150,000	0				
		2022	150,000	150,000	0				
		2023	150,000	150,000	0				
		2024	150,000	150,000	0				
Year Identified	Start Date	Project Type for 2025		Project Lead	Est. Completion Date				
2007	January 1, 2007	Growth: 100.0 % Maintenance: 0.0 %		Chantelle Bernard	Ongoing`				





# Project Version Summary

<b>Project #</b>	ITC-003-07	<b>Service Area</b>	Corporate Services
<b>Budget Year</b>	2025	<b>Department</b>	Information Technology
<b>Asset Type</b>	Unassigned	<b>Division</b>	Technology Infrastructure
<b>Title</b>	Information Technology Network Infrastructure Improvements		
<b>Budget Status</b>	Mayor's Recommended Budget		
<b>Major Category</b>	Corporate Technology		
<b>Wards</b>	City Wide		
<b>Version Name</b>	Main (Active)		

**Project Description**

This project is critical to the Corporation's Information Technology (I.T.) Infrastructure. It allows Information Technology (I.T.) to make required improvements to the network and server infrastructure and to maintain expected levels of productivity and security, ensuring information availability to City employees and the public. The budget cuts to date severely impact Information Technology's (I.T.) ability to implement new technologies. As such, planned upgrades to the City wide connectivity will be delayed. These affect productivity, the ability to backup data, and implement new applications and services as well as required phone system upgrades and deployment of centralized administration for security cameras. Newer technologies require faster networks and until the network is upgraded we cannot move forward with these other initiatives. This will result in an infrastructure deficit that could reduce levels of availability and have a significant impact on customer service.

**Version Description**

Ongoing maintenance of existing systems and deployment of new technologies is critical to maintaining expected levels of service.

2025: Continue to expand Wi-Fi deployment. Expand the controllers and core equipment to support more WiFi Access Points. Management tools are now required for greater visibility, control and security of the network. Continue with installation of a fibre optic network in coordination with Public Works to improve connectivity to remote sites (currently able to add 1 or 2 sites per year). Continue to provide backup connectivity to priority sites. Increase connectivity in the network core with 10GB switching. Expand our Virtual server and upgrade our Virtual Desktop environment. Investigate and improve SDWAN solutions for remote sites.

2026+: Implementation of worldwide adoption of IPV6. Deployment of technologies like encryption, load balancing and intrusion prevention and detection. The replacement of the WLANs (wireless local area networks) and SDWAN (remote sites) may require a large portion of these funds in later years if the PAYG reserve fund cannot adequately cover the replacement costs. Systematic upgrade and replacement of legacy systems to take advantage of new technology for improved performance and security.

Project Comments/Reference	Version Comments
7059903	

Project Detailed Forecast											
GL Account	2025	2026	2027	2028	2029	2030	2031	2032	2033	2034	Total
<b>Expenses</b>											
2951 INTERNAL Service Salary Allocn	120,000	120,000	120,000	100,000	100,000	100,000	100,000	100,000	100,000	0	960,000
5411 Construction Contracts-Non TCA	80,000	80,000	80,000	100,000	100,000	100,000	170,000	150,000	150,000	400,000	1,410,000
Total	200,000	200,000	200,000	200,000	200,000	200,000	270,000	250,000	250,000	400,000	2,370,000
<b>Revenues</b>											
169 Pay As You Go - Capital Reserve	80,000	80,000	80,000	100,000	100,000	100,000	170,000	150,000	150,000	150,000	1,160,000
221 Service Sustainability Investm	120,000	120,000	120,000	100,000	100,000	100,000	100,000	100,000	100,000	250,000	1,210,000
Total	200,000	200,000	200,000	200,000	200,000	200,000	270,000	250,000	250,000	400,000	2,370,000

Related Projects		Historical Approved Budget			Operating Budget Impact				
		Year	Total Expense	Revenue		Effective Date	Unknown	Exp/(Rev)	FTE Impact
				Net City Cost	Subsidies				
		2009	200,000	200,000	0				
		2010	200,000	200,000	0				
		2011	200,000	200,000	0				
		2012	200,000	200,000	0				
		2013	185,000	185,000	0				
		2014	215,000	215,000	0				
		2015	215,000	215,000	0				
		2017	100,000	100,000	0				
		2018	200,000	200,000	0				
		2019	200,000	200,000	0				
		2020	230,000	230,000	0				
		2021	250,000	250,000	0				
		2022	200,000	200,000	0				
		2023	200,000	200,000	0				
		2024	200,000	200,000	0				
<b>Year Identified</b>	<b>Start Date</b>	<b>Project Type for 2025</b>		<b>Project Lead</b>		<b>Est. Completion Date</b>			
2007	January 1, 2007	Growth: 40.0 % Maintenance: 60.0 %		Chantelle Bernard		Ongoing`			



# Project Version Summary

<b>Project #</b>	ITC-005-07	<b>Service Area</b>	Corporate Services
<b>Budget Year</b>	2025	<b>Department</b>	Information Technology
<b>Asset Type</b>	Unassigned	<b>Division</b>	Technology Infrastructure
<b>Title</b>	Corporate Data & Network Security Initiatives		
<b>Budget Status</b>	Mayor's Recommended Budget		
<b>Major Category</b>	Corporate Technology		
<b>Wards</b>	City Wide		
<b>Version Name</b>	Main (Active)		

## Project Description

The security framework methodology implemented through this project is now being used during the implementation of new Information Technology (I.T.) projects and during change management processes to existing applications and services. Ongoing funding is required to ensure new and existing security measures are in place to meet the City's security needs. Without additional funding we limit the ability to conduct thorough assessments and that would leave us deficient in areas where security gaps are identified. This exposes us to increased security breaches, or lacking in the appropriate procedures for new technology implementations, resulting in liability, embarrassment, data loss and unavailable systems.

IT security can fall into two broad categories - safeguarding data and protecting systems. As a government organization, the City of Windsor maintains both public and confidential data related to its operations, residents, businesses, and staff, in addition to developing and maintaining hundreds of systems that are critical to the operations of City government and the wellbeing of City residents, business and visitors. There are two factors that have increased the vulnerability level of data and systems, not only at the City of Windsor, but within all organizations:

1. Threat Proliferation: World-wide cyber-attacks against individuals, businesses and government organizations continue to grow. There is a common understanding in the IT and cyber security fields that these threats will continue to grow at an exponential rate. The motivation for cyber-attacks can be, financial gain, obtaining confidential information, disrupting operations, jeopardizing public safety, or simply causing embarrassment for the targeted organizations and individuals.
2. Network Proliferation: Also growing at an unprecedented rate is the size and complexity of the corporate network, which significantly increases the City's security risk exposure. The City's network was once limited to computers, printers and servers. With the rapid growth of the "Internet of Things", cloud services, and mobility, what is now connected to the network was unimaginable a few years ago, and the number connections to the network in the coming years will be limitless.

While the IT Department has increased security staffing and manages security through shared responsibilities, we require funds for security tools and educational programs to give staff the means to enhance our security profile and reduce the risk of a security incident.

## Version Description

Implementation of risk mitigation strategies as prioritized through the Security Framework Methodology will be conducted from 2020 through 2027 and beyond.

2025: Continue to remediate vulnerabilities identified in annual security audits, assessments, through our Cyber Security Insurance provider and Managed Security Service Provider. Collaborate with Managed Security Service Provider to improve Cyber Security Incident Response plans and develop a security risk register. Improve Information Privacy and prevent Data loss, particularly through mobile media. Continue to strengthen remote access authentication to help mitigate a potential breach. Continue to provide security training for IT staff and awareness training for all staff around digital security. Increase network monitoring and visibility with state-of-the-art software and security services. Increase the amount of archival system event logging for better investigation and auditing. Continue to monitor threat landscape and develop remediation strategies for Cyber Security incidents.

2026+: Further fund improving cyber security around new and changing technologies, specifically cloud services and IoT (Internet of Things) deployment.

## Project Comments/Reference

7059901

## Version Comments

Project Detailed Forecast													
GL Account		2025	2026	2027	2028	2029	2030	2031	2032	2033	2034	Total	
<b>Expenses</b>													
5411	Construction Contracts-Non TCA	100,000	100,000	100,000	100,000	100,000	100,000	230,000	230,000	380,000	380,000	1,820,000	
Total		100,000	100,000	100,000	100,000	100,000	100,000	230,000	230,000	380,000	380,000	1,820,000	
<b>Revenues</b>													
169	Pay As You Go - Capital Reserve	50,000	50,000	50,000	50,000	50,000	50,000	180,000	180,000	180,000	180,000	1,020,000	
221	Service Sustainability Investm	50,000	50,000	50,000	50,000	50,000	50,000	50,000	50,000	200,000	200,000	800,000	
Total		100,000	100,000	100,000	100,000	100,000	100,000	230,000	230,000	380,000	380,000	1,820,000	
Related Projects		Historical Approved Budget				Operating Budget Impact							
				Revenue		Effective Date		Unknown	Exp/(Rev)		FTE Impact		
Year Identified		Year	Total Expense	Net City Cost	Subsidies	Description			0	0			
2007		2008	50,000	50,000	0	Not funding this project increases the probability of a security breach or embarrassment that could increase operational costs							
		2009	50,000	50,000	0								
		2010	50,000	50,000	0								
		2011	50,000	50,000	0								
		2012	100,000	100,000	0								
		2014	175,000	175,000	0								
		2015	175,000	175,000	0								
		2016	60,000	60,000	0								
		2017	100,000	100,000	0								
		2018	100,000	100,000	0								
		2019	319,000	319,000	0								
		2020	329,000	329,000	0								
		2021	176,000	176,000	0								
		2022	300,000	300,000	0								
		2023	300,000	300,000	0								
		2024	300,000	300,000	0								
Year Identified	Start Date	Project Type for 2025		Project Lead		Est. Completion Date							
2007	January 1, 2010	Growth: 50.0 % Maintenance: 50.0 %		Chantelle Bernard		Ongoing`							



# Project Version Summary

<b>Project #</b>	ITC-006-07	<b>Service Area</b>	Corporate Services
<b>Budget Year</b>	2025	<b>Department</b>	Information Technology
<b>Asset Type</b>	Unassigned	<b>Division</b>	Technology Infrastructure
<b>Title</b>	Information Technology Disaster Recovery Initiatives		
<b>Budget Status</b>	Mayor's Recommended Budget		
<b>Major Category</b>	Corporate Technology		
<b>Wards</b>	City Wide		
<b>Version Name</b>	Main (Active)		

**Project Description**

Capital funding is required for expansion and upkeep of the current data centre as technology changes and the corporate data and Information requirements continue to grow. In order to reduce the impact to Information Technology (I.T.) operations in the event of a major disaster involving the Data Centre, Information Technology (I.T.) will replicate a portion of the facility to an offsite or cloud location. This capital budget is used to reduce the risk of a data loss or service interruptions due to system failures, security breach or other disastrous event.

**Version Description**

2025: Develop disaster recovery plan for Information Technology based on newly developed Business Continuity Plan. Explore physical location options (including possibly with Windsor Police Service to utilize some of their upgraded Jefferson facility) and/or options to recover to a cloud environment. Document and test disaster recovery plans on a regular cadence, adhering to SLA requirements.

2026+: Continue to scale-out and improve as our environment grows as technical options for Disaster Recovery evolve over time. Continue to utilize cloud services for faster and more cost-effective recovery of critical systems in the event of system failures or a disastrous event.

<b>Project Comments/Reference</b>	<b>Version Comments</b>
7074016	

<b>Project Detailed Forecast</b>											
<b>GL Account</b>	<b>2025</b>	<b>2026</b>	<b>2027</b>	<b>2028</b>	<b>2029</b>	<b>2030</b>	<b>2031</b>	<b>2032</b>	<b>2033</b>	<b>2034</b>	<b>Total</b>
<b>Expenses</b>											
5411 Construction Contracts-Non TCA	100,000	100,000	100,000	150,000	150,000	150,000	300,000	300,000	400,000	400,000	2,150,000
Total	100,000	100,000	100,000	150,000	150,000	150,000	300,000	300,000	400,000	400,000	2,150,000
<b>Revenues</b>											
169 Pay As You Go - Capital Reserve	0	50,000	50,000	75,000	75,000	75,000	200,000	200,000	200,000	150,000	1,075,000
221 Service Sustainability Investm	100,000	50,000	50,000	75,000	75,000	75,000	100,000	100,000	200,000	250,000	1,075,000
Total	100,000	100,000	100,000	150,000	150,000	150,000	300,000	300,000	400,000	400,000	2,150,000

Related Projects		Historical Approved Budget			Operating Budget Impact				
		Year	Total Expense	Revenue		Effective Date	Unknown	Exp/(Rev)	FTE Impact
				Net City Cost	Subsidies				
		2007	75,000	75,000	0				
		2008	150,000	150,000	0				
		2009	175,000	175,000	0				
		2010	175,000	175,000	0				
		2012	75,000	75,000	0				
		2013	150,000	150,000	0				
		2015	100,000	100,000	0				
		2017	100,000	100,000	0				
		2018	150,000	150,000	0				
		2019	150,000	150,000	0				
		2020	100,000	100,000	0				
		2021	100,000	100,000	0				
		2022	100,000	100,000	0				
		2023	100,000	100,000	0				
		2024	75,000	75,000	0				
Year Identified	Start Date	Project Type for 2025		Project Lead	Est. Completion Date				
2007	January 1, 2010	Growth: 0.0 % Maintenance: 100.0 %		Chantelle Bernard	Ongoing`				



# Project Version Summary

<b>Project #</b>	ITC-012-07	<b>Service Area</b>	Corporate Services
<b>Budget Year</b>	2025	<b>Department</b>	Information Technology
<b>Asset Type</b>	Unassigned	<b>Division</b>	Technology Infrastructure
<b>Title</b>	Corporate Communications Technology		
<b>Budget Status</b>	Mayor's Recommended Budget		
<b>Major Category</b>	Corporate Technology		
<b>Wards</b>	City Wide		
<b>Version Name</b>	Main (Active)		

<b>Project Description</b>
Many of our corporate phone systems are out of date and need major upgrades or replacements and we have had some significant outages as a result. Phone system outages have a direct impact on customer service and basic service delivery. This funding will also be used to investigate some of the new features available that could improve overall efficiency of our operations to determine which ones have the greatest potential to provide positive impact to service.

<b>Version Description</b>
2025: Upgrade older systems (Arenas and Community Centres). Continue deployment of Unified Communications technologies on the new platform for mobile workers. Engage with an external resource to assess our current telecommunication landscape and provide recommendations regarding moving forward with cloud communication services.
2026+: Systematic replacement of older systems taking advantage of our improved I.T. infrastructure to reduce telecom carrier costs and improve service and reliability. Continue with solution for mobile workers including video conferencing and implementing a new cloud communication service.

<b>Project Comments/Reference</b>	<b>Version Comments</b>
7032178	

<b>Project Detailed Forecast</b>		2025	2026	2027	2028	2029	2030	2031	2032	2033	2034	Total
<b>GL Account</b>												
<b>Expenses</b>												
5410	Construction Contracts - TCA	0	50,000	50,000	100,000	100,000	100,000	100,000	300,000	100,000	275,000	1,175,000
	Total	0	50,000	50,000	100,000	100,000	100,000	100,000	300,000	100,000	275,000	1,175,000
<b>Revenues</b>												
169	Pay As You Go - Capital Reserve	0	0	0	50,000	50,000	50,000	50,000	250,000	0	75,000	525,000
221	Service Sustainability Investm	0	50,000	50,000	50,000	50,000	50,000	50,000	50,000	100,000	200,000	650,000
	Total	0	50,000	50,000	100,000	100,000	100,000	100,000	300,000	100,000	275,000	1,175,000

Related Projects		Historical Approved Budget			Operating Budget Impact				
		Year	Total Expense	Revenue		Effective Date	Unknown	Exp/(Rev)	FTE Impact
				Net City Cost	Subsidies				
		2007	100,000	100,000	0				
		2008	100,000	100,000	0				
		2009	100,000	100,000	0				
		2010	250,000	250,000	0				
		2011	100,000	100,000	0				
		2012	100,000	100,000	0				
		2015	200,000	200,000	0				
		2016	200,000	200,000	0				
		2017	200,000	200,000	0				
		2018	200,000	200,000	0				
		2019	150,000	150,000	0				
		2020	200,000	200,000	0				
		2021	200,000	200,000	0				
		2022	300,000	300,000	0				
		2024	50,000	50,000	0				
Year Identified	Start Date	Project Type for 2025		Project Lead	Est. Completion Date				
2007	January 1, 2010	Growth: 0.0 % Maintenance: 0.0 %		Chantelle Bernard	Ongoing`				





# Project Version Summary

<b>Project #</b>	LGL-001-20	<b>Service Area</b>	Corporate Services
<b>Budget Year</b>	2025	<b>Department</b>	Legal
<b>Asset Type</b>	Unassigned	<b>Division</b>	Administration Legal
<b>Title</b>	Provincial Offences Division Renovations 400 City Hall		
<b>Budget Status</b>	Mayor's Recommended Budget		
<b>Major Category</b>	Corporate Property Infrastructure		
<b>Wards</b>	Ward 3		
<b>Version Name</b>	Main (Active)		

**Project Description**  
 Since the Westcourt Building Fire in November 2019, POA was forced to relocate operations to 400 City Hall Square. Renovations are now complete, however, the project is being paid for with future savings as a result of not incurring lease expenses to operate in the Westcourt Building.

**Version Description**  
 \$3,734,000 is the Base Cost for the detailed design and construction of the building renovations at the 350 / 400 City Hall Square Campus to accommodate the Permanent Relocation of the Provincial Offences Program  
 Base Cost, inclusive of financing costs, will be recovered over the next approximate 12 years through the transfer of annual operational funding in the amount of at least \$316,000 from POA's lease budget which is no longer required for the Westcourt location.

<b>Project Comments/Reference</b>	<b>Version Comments</b>
7209011	

<b>Project Detailed Forecast</b>											
GL Account	2025	2026	2027	2028	2029	2030	2031	2032	2033	2034	Total
<b>Expenses</b>											
5410 Construction Contracts - TCA	316,000	316,000	316,000	316,000	316,000	316,000	316,000	258,000	0	0	2,470,000
Total	316,000	316,000	316,000	316,000	316,000	316,000	316,000	258,000	0	0	2,470,000
<b>Revenues</b>											
7055 TRANSFER From Current Funds	316,000	316,000	316,000	316,000	316,000	316,000	316,000	258,000	0	0	2,470,000
Total	316,000	316,000	316,000	316,000	316,000	316,000	316,000	258,000	0	0	2,470,000

<b>Related Projects</b>	<b>Historical Approved Budget</b>				<b>Operating Budget Impact</b>			
			<b>Revenue</b>					
	<b>Year</b>	<b>Total Expense</b>	<b>Net City Cost</b>	<b>Subsidies</b>				
	2021	316,000	0	316,000				
	2022	316,000	0	316,000				
2023	316,000	0	316,000					
2024	316,000	0	316,000					

<b>Year Identified</b>	<b>Start Date</b>	<b>Project Type for 2025</b>	<b>Project Lead</b>	<b>Est. Completion Date</b>
2020	January 1, 2020	Growth: 100.0 % Maintenance: 0.0 %	Josie Liburdi	2032`



# Project Version Summary

<b>Project #</b>	LGL-001-22	<b>Service Area</b>	Corporate Services
<b>Budget Year</b>	2025	<b>Department</b>	Legal
<b>Asset Type</b>	Unassigned	<b>Division</b>	Legal Services & Real Estate
<b>Title</b>	Confidential Legal Matter (In-Camera)		
<b>Budget Status</b>	Mayor's Recommended Budget		
<b>Major Category</b>	Corporate Property Infrastructure		
<b>Wards</b>			
<b>Version Name</b>	Main (Active)		

<b>Project Description</b>																													
<b>Version Description</b>																													
<b>Project Comments/Reference</b>						<b>Version Comments</b>																							
7221036						COMMITMENTS: CR496/2023 IN-CAMERA: 2025 F169 \$1,500,000, 2026 F169 \$1,500,000, 2027 F169 \$1,000,000																							
<b>Project Detailed Forecast</b>																													
<b>GL Account</b>		<b>2025</b>	<b>2026</b>	<b>2027</b>	<b>2028</b>	<b>2029</b>	<b>2030</b>	<b>2031</b>	<b>2032</b>	<b>2033</b>	<b>2034</b>	<b>Total</b>																	
<b>Expenses</b>																													
2920	Legal Services	1,500,000	1,500,000	1,000,000	0	1,500,000	1,500,000	2,001,982	1,498,018	0	0	10,500,000																	
	Total	1,500,000	1,500,000	1,000,000	0	1,500,000	1,500,000	2,001,982	1,498,018	0	0	10,500,000																	
<b>Revenues</b>																													
169	Pay As You Go - Capital Reserve	0	0	0	0	1,500,000	1,500,000	2,001,982	1,498,018	0	0	6,500,000																	
169CF	Committed Funding	1,500,000	1,500,000	1,000,000	0	0	0	0	0	0	0	4,000,000																	
	Total	1,500,000	1,500,000	1,000,000	0	1,500,000	1,500,000	2,001,982	1,498,018	0	0	10,500,000																	
<b>Related Projects</b>		<b>Historical Approved Budget</b>					<b>Operating Budget Impact</b>																						
		<table border="1"> <thead> <tr> <th rowspan="2">Year</th> <th rowspan="2">Total Expense</th> <th colspan="2">Revenue</th> </tr> <tr> <th>Net City Cost</th> <th>Subsidies</th> </tr> </thead> <tbody> <tr> <td>2022</td> <td>1,500,000</td> <td>1,500,000</td> <td>0</td> </tr> <tr> <td>2023</td> <td>1,500,000</td> <td>1,500,000</td> <td>0</td> </tr> <tr> <td>2024</td> <td>1,500,000</td> <td>1,500,000</td> <td>0</td> </tr> </tbody> </table>					Year	Total Expense	Revenue		Net City Cost	Subsidies	2022	1,500,000	1,500,000	0	2023	1,500,000	1,500,000	0	2024	1,500,000	1,500,000	0					
Year	Total Expense	Revenue																											
		Net City Cost	Subsidies																										
2022	1,500,000	1,500,000	0																										
2023	1,500,000	1,500,000	0																										
2024	1,500,000	1,500,000	0																										
<b>Year Identified</b>	<b>Start Date</b>	<b>Project Type for 2025</b>			<b>Project Lead</b>			<b>Est. Completion Date</b>																					
2022	January 1, 2022	Growth: 100.0 % Maintenance: 0.0 %			Wira Vendrasco			2031`																					



# Project Version Summary

<b>Project #</b>	LGL-002-17	<b>Service Area</b>	Corporate Services
<b>Budget Year</b>	2025	<b>Department</b>	Legal
<b>Asset Type</b>	Unassigned	<b>Division</b>	Legal Services & Real Estate
<b>Title</b>	Demolition of Transitional Buildings		
<b>Budget Status</b>	Mayor's Recommended Budget		
<b>Major Category</b>	Corporate Property Infrastructure		
<b>Wards</b>	City Wide		
<b>Version Name</b>	2017 (Active)		

**Project Description**  
 Part of the Transitional Buildings portfolio includes properties that have been vested to the City that had not sold at the various property tax sales. Some of these properties are unfit to occupy or in such a poor state that the cost to repair would exceed the market value of the property as improved.

**Version Description**  
 The Real Estate Division will be bringing forward reports for the demolition of various transitional properties currently under the Transitional Buildings portfolio. These include properties that were vested to the City prior to 2017 that need to be demolished. Carrying properties in poor condition for a prolonged period has reputation risks for the City. These properties also require maintenance and security. Administration may propose to fund this project with some of the demolition costs from the eventual sale of these properties. However, the amount of sale proceeds are unclear given the prolonged time frame of their demolition.

<b>Project Comments/Reference</b>	<b>Version Comments</b>
7222001	

<b>Project Detailed Forecast</b>											
GL Account	2025	2026	2027	2028	2029	2030	2031	2032	2033	2034	Total
<b>Expenses</b>											
5410 Construction Contracts - TCA	100,000	0	0	100,000	100,000	100,000	100,000	0	0	0	500,000
Total	100,000	0	0	100,000	100,000	100,000	100,000	0	0	0	500,000
<b>Revenues</b>											
221 Service Sustainability Investm	100,000	0	0	100,000	100,000	100,000	100,000	0	0	0	500,000
Total	100,000	0	0	100,000	100,000	100,000	100,000	0	0	0	500,000

<b>Related Projects</b>	<b>Historical Approved Budget</b>				<b>Operating Budget Impact</b>			
			<b>Revenue</b>		<b>Effective Date</b> Unknown		<b>Exp/(Rev) FTE Impact</b>	
	<u>Year</u>	<u>Total Expense</u>	<u>Net City Cost</u>	<u>Subsidies</u>	<b>Description</b>		0	0
	2022	60,000	60,000	0	No Operating Budget Impact			
	2024	100,000	100,000	0				

<b>Year Identified</b>	<b>Start Date</b>	<b>Project Type for 2025</b>	<b>Project Lead</b>	<b>Est. Completion Date</b>
2017	January 1, 2024	Growth: 0.0 % Maintenance: 100.0 %	Denise Wright	Ongoing`

## 2025 Mayor's Recommended Capital Budget



### Economic Development



# Project Version Summary

<b>Project #</b>	MAY-001-19	<b>Service Area</b>	Economic Development
<b>Budget Year</b>	2025	<b>Department</b>	Economic Development
<b>Asset Type</b>	Unassigned	<b>Division</b>	Economic Development Office
<b>Title</b>	Windsor Works		
<b>Budget Status</b>	Mayor's Recommended Budget		
<b>Major Category</b>	Community & Economic Development		
<b>Wards</b>	City Wide		
<b>Version Name</b>	Main (Active)		

**Project Description**  
 This project will provide funding for various economic development investments throughout the City.

**Version Description**

<b>Project Comments/Reference</b>	<b>Version Comments</b>
7202006	

<b>Project Detailed Forecast</b>											
GL Account	2025	2026	2027	2028	2029	2030	2031	2032	2033	2034	Total
<b>Expenses</b>											
2915 Consulting Services - External	0	0	0	0	0	3,000,000	3,529,791	0	0	960,000	7,489,791
Total	0	0	0	0	0	3,000,000	3,529,791	0	0	960,000	7,489,791
<b>Revenues</b>											
169 Pay As You Go - Capital Reserve	0	0	0	0	0	3,000,000	3,529,791	0	0	960,000	7,489,791
Total	0	0	0	0	0	3,000,000	3,529,791	0	0	960,000	7,489,791

<b>Related Projects</b>	<b>Historical Approved Budget</b>				<b>Operating Budget Impact</b>
	<b>Year</b>	<b>Total Expense</b>	<b>Revenue</b>		
			<b>Net City Cost</b>	<b>Subsidies</b>	
	2020	500,000	500,000	0	
	2021	500,000	500,000	0	
	2022	1,000,000	1,000,000	0	
	2023	1,000,000	1,000,000	0	

<b>Year Identified</b>	<b>Start Date</b>	<b>Project Type for 2025</b>	<b>Project Lead</b>	<b>Est. Completion Date</b>
2019	January 1, 2020	Growth: 0.0 % Maintenance: 0.0 %	Matthew Johnson	Ongoing`



# Project Version Summary

<b>Project #</b>	PBG-001-14	<b>Service Area</b>	Economic Development
<b>Budget Year</b>	2025	<b>Department</b>	Planning & Development Services
<b>Asset Type</b>	Unassigned	<b>Division</b>	Administration - Planning
<b>Title</b>	Alley Closing Subsidy Pilot Program		
<b>Budget Status</b>	Mayor's Recommended Budget		
<b>Major Category</b>	Roads Infrastructure		
<b>Wards</b>	City Wide		
<b>Version Name</b>	Main (Active)		

<b>Project Description</b>																																		
B26/2019 - C 39/2019 - 2021 Capital Budget includes \$40,000 starting in 2022 for Regular Alley Closing Program																																		
<b>Version Description</b>																																		
<b>Project Comments/Reference</b>						<b>Version Comments</b>																												
7145002																																		
<b>Project Detailed Forecast</b>																																		
<b>GL Account</b>	<b>2025</b>	<b>2026</b>	<b>2027</b>	<b>2028</b>	<b>2029</b>	<b>2030</b>	<b>2031</b>	<b>2032</b>	<b>2033</b>	<b>2034</b>	<b>Total</b>																							
<b>Expenses</b>																																		
5410 Construction Contracts - TCA	40,000	40,000	40,000	40,000	40,000	40,000	0	0	0	0	240,000																							
Total	40,000	40,000	40,000	40,000	40,000	40,000	0	0	0	0	240,000																							
<b>Revenues</b>																																		
169 Pay As You Go - Capital Reserve	40,000	40,000	40,000	40,000	40,000	40,000	0	0	0	0	240,000																							
Total	40,000	40,000	40,000	40,000	40,000	40,000	0	0	0	0	240,000																							
<b>Related Projects</b>			<b>Historical Approved Budget</b>				<b>Operating Budget Impact</b>																											
			<table border="1"> <thead> <tr> <th rowspan="2">Year</th> <th rowspan="2">Total Expense</th> <th colspan="2">Revenue</th> </tr> <tr> <th>Net City Cost</th> <th>Subsidies</th> </tr> </thead> <tbody> <tr> <td>2018</td> <td>790,000</td> <td>790,000</td> <td>0</td> </tr> <tr> <td>2022</td> <td>40,000</td> <td>40,000</td> <td>0</td> </tr> <tr> <td>2023</td> <td>40,000</td> <td>40,000</td> <td>0</td> </tr> <tr> <td>2024</td> <td>40,000</td> <td>40,000</td> <td>0</td> </tr> </tbody> </table>				Year	Total Expense	Revenue		Net City Cost	Subsidies	2018	790,000	790,000	0	2022	40,000	40,000	0	2023	40,000	40,000	0	2024	40,000	40,000	0						
Year	Total Expense	Revenue																																
		Net City Cost	Subsidies																															
2018	790,000	790,000	0																															
2022	40,000	40,000	0																															
2023	40,000	40,000	0																															
2024	40,000	40,000	0																															
<b>Year Identified</b>	<b>Start Date</b>	<b>Project Type for 2025</b>		<b>Project Lead</b>			<b>Est. Completion Date</b>																											
2014	January 2, 2014	Growth: 100.0 % Maintenance: 0.0 %		Greg Atkinson			Ongoing`																											



# Project Version Summary

<b>Project #</b>	PBG-001-24	<b>Service Area</b>	Economic Development
<b>Budget Year</b>	2025	<b>Department</b>	Planning & Development Services
<b>Asset Type</b>	Unassigned	<b>Division</b>	Administration - Planning
<b>Title</b>	Community Improvement Plan (CIP) Review		
<b>Budget Status</b>	Mayor's Recommended Budget		
<b>Major Category</b>	Community & Economic Development		
<b>Wards</b>	City Wide		
<b>Version Name</b>	Main (Active)		

<b>Project Description</b>																							
A consultant has been hired to review existing Community Improvement Plans (CIPs) and provide recommendations related to their effectiveness and identify opportunities for amendments.																							
<b>Version Description</b>																							
CIPs contain non-statutory requirements for review (typically every 5 years).																							
<b>Project Comments/Reference</b>						<b>Version Comments</b>																	
7242000						COMMITMENTS: CR336/2024 C 69/2024: 2025 F169 \$27,000, 2026 F169 \$120,430																	
<b>Project Detailed Forecast</b>																							
<b>GL Account</b>	<b>2025</b>	<b>2026</b>	<b>2027</b>	<b>2028</b>	<b>2029</b>	<b>2030</b>	<b>2031</b>	<b>2032</b>	<b>2033</b>	<b>2034</b>	<b>Total</b>												
<b>Expenses</b>																							
2950 Other Prof Services-External	27,000	120,430	0	0	0	0	0	0	0	0	147,430												
Total	27,000	120,430	0	0	0	0	0	0	0	0	147,430												
<b>Revenues</b>																							
169CF Committed Funding	27,000	120,430	0	0	0	0	0	0	0	0	147,430												
Total	27,000	120,430	0	0	0	0	0	0	0	0	147,430												
<b>Related Projects</b>			<b>Historical Approved Budget</b>				<b>Operating Budget Impact</b>																
			<table border="1"> <tr> <td colspan="2"></td> <td colspan="2" style="text-align: center;"><b>Revenue</b></td> </tr> <tr> <td style="text-align: center;"><u>Year</u></td> <td style="text-align: center;"><u>Total Expense</u></td> <td style="text-align: center;"><u>Net City Cost</u></td> <td style="text-align: center;"><u>Subsidies</u></td> </tr> <tr> <td style="text-align: center;">2024</td> <td style="text-align: center;">2,570</td> <td style="text-align: center;">2,570</td> <td style="text-align: center;">0</td> </tr> </table>						<b>Revenue</b>		<u>Year</u>	<u>Total Expense</u>	<u>Net City Cost</u>	<u>Subsidies</u>	2024	2,570	2,570	0					
		<b>Revenue</b>																					
<u>Year</u>	<u>Total Expense</u>	<u>Net City Cost</u>	<u>Subsidies</u>																				
2024	2,570	2,570	0																				
<b>Year Identified</b>	<b>Start Date</b>	<b>Project Type for 2025</b>	<b>Project Lead</b>			<b>Est. Completion Date</b>																	
2024	January 1, 2024	Growth: 100.0 % Maintenance: 0.0 %	Neil Robertson			2026`																	



# Project Version Summary

<b>Project #</b>	PBG-001-18	<b>Service Area</b>	Economic Development
<b>Budget Year</b>	2025	<b>Department</b>	Planning & Development Services
<b>Asset Type</b>	Unassigned	<b>Division</b>	Policy & Design
<b>Title</b>	Official Plan Review		
<b>Budget Status</b>	Mayor's Recommended Budget		
<b>Major Category</b>	Community & Economic Development		
<b>Wards</b>	City Wide		
<b>Version Name</b>	Main (Active)		

<b>Project Description</b>											
The Official Plan provides guidance for the physical development of the City of Windsor over a 20-year period. The policies of the plan are intended to ensure that efficient land use and development patterns support sustainability by promoting strong, liveable, healthy and resilient communities, protecting the environment and public health and safety, and facilitating economic growth. Under the provisions of the Planning Act, official plans are required to be reviewed at least once every five years. This review ensures that the plan remains relevant to the changing circumstances within Windsor and to current provincial legislation and policy. It is proposed that this review will be consultant-led.											
<b>Version Description</b>											
The Official Plan Review is a mandatory review that is conducted every 5 years. The next review is slated for 2026.											
<b>Project Comments/Reference</b>						<b>Version Comments</b>					
7071165						COMMITMENTS: B28/2024 C 177/2023: 2026 F169 \$300K					
<b>Project Detailed Forecast</b>											
<b>GL Account</b>	<b>2025</b>	<b>2026</b>	<b>2027</b>	<b>2028</b>	<b>2029</b>	<b>2030</b>	<b>2031</b>	<b>2032</b>	<b>2033</b>	<b>2034</b>	<b>Total</b>
<b>Expenses</b>											
2950 Other Prof Services-External	0	625,000	0	0	350,000	0	200,000	0	250,000	1,500,000	2,925,000
Total	0	625,000	0	0	350,000	0	200,000	0	250,000	1,500,000	2,925,000
<b>Revenues</b>											
169 Pay As You Go - Capital Reserve	0	325,000	0	0	350,000	0	200,000	0	250,000	1,500,000	2,625,000
169CF Committed Funding	0	300,000	0	0	0	0	0	0	0	0	300,000
Total	0	625,000	0	0	350,000	0	200,000	0	250,000	1,500,000	2,925,000
<b>Related Projects</b>			<b>Historical Approved Budget</b>				<b>Operating Budget Impact</b>				
<b>Year Identified</b>	<b>Start Date</b>	<b>Project Type for 2025</b>		<b>Project Lead</b>			<b>Est. Completion Date</b>				
2018	January 1, 2024	Growth: 0.0 % Maintenance: 0.0 %		Neil Robertson			Ongoing`				





# Project Version Summary

<b>Project #</b>	PBG-002-18	<b>Service Area</b>	Economic Development
<b>Budget Year</b>	2025	<b>Department</b>	Planning & Development Services
<b>Asset Type</b>	Unassigned	<b>Division</b>	Policy & Design
<b>Title</b>	Comprehensive Zoning By-Law		
<b>Budget Status</b>	Mayor's Recommended Budget		
<b>Major Category</b>	Community & Economic Development		
<b>Wards</b>	City Wide		
<b>Version Name</b>	Main (Active)		

**Project Description**  
 The Comprehensive Zoning Bylaw specifies the permitted uses and the required standards or regulations in each zoning district. Zoning bylaws are legally enforceable documents prepared in accordance with the requirements under Section 34 of the Planning Act and are used to implement the policies of an Official Plan. This project will be a complete review and update of the Comprehensive Zoning Bylaw following and consistent with the review and update of Windsor's Official Plan.

**Version Description**

<b>Project Comments/Reference</b>	<b>Version Comments</b>
7092002	

<b>Project Detailed Forecast</b>											
GL Account	2025	2026	2027	2028	2029	2030	2031	2032	2033	2034	Total
<b>Expenses</b>											
2950 Other Prof Services-External	0	0	0	0	0	400,000	0	0	0	300,000	700,000
Total	0	0	0	0	0	400,000	0	0	0	300,000	700,000
<b>Revenues</b>											
169 Pay As You Go - Capital Reserve	0	0	0	0	0	400,000	0	0	0	300,000	700,000
Total	0	0	0	0	0	400,000	0	0	0	300,000	700,000

<b>Related Projects</b>	<b>Historical Approved Budget</b>	<b>Operating Budget Impact</b>												
	<table border="1"> <thead> <tr> <th colspan="2"></th> <th colspan="2">Revenue</th> </tr> <tr> <th>Year</th> <th>Total Expense</th> <th>Net City Cost</th> <th>Subsidies</th> </tr> </thead> <tbody> <tr> <td>2022</td> <td>250,000</td> <td>250,000</td> <td>0</td> </tr> </tbody> </table>			Revenue		Year	Total Expense	Net City Cost	Subsidies	2022	250,000	250,000	0	
		Revenue												
Year	Total Expense	Net City Cost	Subsidies											
2022	250,000	250,000	0											

<b>Year Identified</b>	<b>Start Date</b>	<b>Project Type for 2025</b>	<b>Project Lead</b>	<b>Est. Completion Date</b>
2018	January 1, 2022	Growth: 0.0 % Maintenance: 0.0 %	Neil Robertson	Ongoing



# Project Version Summary

<b>Project #</b>	PLN-007-07	<b>Service Area</b>	Economic Development
<b>Budget Year</b>	2025	<b>Department</b>	Planning & Development Services
<b>Asset Type</b>	Unassigned	<b>Division</b>	Policy & Design
<b>Title</b>	Growth Management Plan Review and Implementation		
<b>Budget Status</b>	Mayor's Recommended Budget		
<b>Major Category</b>	Community & Economic Development		
<b>Wards</b>	City Wide		
<b>Version Name</b>	Main (Active)		

<b>Project Description</b>											
CR356/2018 and Report C96/2018, provided direction to the City Planner to retain a consultant to prepare a Growth Management Plan for the Sandwich South lands. A consultant was retained, however, the study faced significant delays while waiting for key inputs from the Sandwich South Master Servicing Plan. Work on the Growth Management Plan re-commenced in 2023 and is now expected to be completed and reported to City Council in 2025.											
<b>Version Description</b>											
Additional reviews of two large areas in Sandwich South are still required and will be completed with future funding.											
<b>Project Comments/Reference</b>						<b>Version Comments</b>					
7191013											
<b>Project Detailed Forecast</b>											
<b>GL Account</b>	<b>2025</b>	<b>2026</b>	<b>2027</b>	<b>2028</b>	<b>2029</b>	<b>2030</b>	<b>2031</b>	<b>2032</b>	<b>2033</b>	<b>2034</b>	<b>Total</b>
<b>Expenses</b>											
5410 Construction Contracts - TCA	0	0	0	0	100,000	0	200,000	0	0	0	300,000
Total	0	0	0	0	100,000	0	200,000	0	0	0	300,000
<b>Revenues</b>											
169 Pay As You Go - Capital Reserve	0	0	0	0	100,000	0	200,000	0	0	0	300,000
Total	0	0	0	0	100,000	0	200,000	0	0	0	300,000
<b>Related Projects</b>		<b>Historical Approved Budget</b>				<b>Operating Budget Impact</b>					
		<b>Year</b>		<b>Revenue</b>		<b>Effective Date</b>		<b>Unknown</b>		<b>Exp/(Rev) FTE Impact</b>	
		<u>Year</u>	<u>Total Expense</u>	<u>Net City Cost</u>	<u>Subsidies</u>	<b>Description</b>					
		2019	100,000	100,000	0	No Operating Budget Impact				0 0	
<b>Year Identified</b>	<b>Start Date</b>	<b>Project Type for 2025</b>		<b>Project Lead</b>		<b>Est. Completion Date</b>					
2007	January 1, 2019	Growth: 0.0 % Maintenance: 0.0 %		Jason Campigotto		2024+					



# Project Version Summary

<b>Project #</b>	PLN-008-07	<b>Service Area</b>	Economic Development
<b>Budget Year</b>	2025	<b>Department</b>	Planning & Development Services
<b>Asset Type</b>	Unassigned	<b>Division</b>	Policy & Design
<b>Title</b>	Natural Areas Valuation Study		
<b>Budget Status</b>	Mayor's Recommended Budget		
<b>Major Category</b>	Community & Economic Development		
<b>Wards</b>	City Wide		
<b>Version Name</b>	Main (Active)		

<b>Project Description</b>											
As part of implementing the Green Windsor strategy of the Environmental Master Plan and Official Plan, an inter-departmental team will commission a report to complete a valuation of the City of Windsor's public and private natural areas. This valuation is an important step to further natural areas asset management. Our trees and natural areas provide environmental services such as carbon sequestration, flood attenuation, biodiversity enhancements and recreational opportunities. These services can now be valued financially to show their immense benefit. This project will advocate for the protection, enhancement and increased connectivity of our Natural Heritage System.											
<b>Version Description</b>											
<b>Project Comments/Reference</b>						<b>Version Comments</b>					
7191014											
<b>Project Detailed Forecast</b>											
<b>GL Account</b>	<b>2025</b>	<b>2026</b>	<b>2027</b>	<b>2028</b>	<b>2029</b>	<b>2030</b>	<b>2031</b>	<b>2032</b>	<b>2033</b>	<b>2034</b>	<b>Total</b>
<b>Expenses</b>											
5410 Construction Contracts - TCA	0	100,000	0	0	0	0	0	0	0	0	100,000
Total	0	100,000	0	0	0	0	0	0	0	0	100,000
<b>Revenues</b>											
169 Pay As You Go - Capital Reserve	0	100,000	0	0	0	0	0	0	0	0	100,000
Total	0	100,000	0	0	0	0	0	0	0	0	100,000
<b>Related Projects</b>			<b>Historical Approved Budget</b>				<b>Operating Budget Impact</b>				
			<b>Year</b>		<b>Revenue</b>		<b>Effective Date</b>		<b>Unknown</b>		<b>Exp/(Rev) FTE Impact</b>
			<u>Total Expense</u>		<u>Net City Cost</u>		<u>Description</u>				0 0
			2019 80,000		80,000		No Operating Budget Impact				0 0
<b>Year Identified</b>	<b>Start Date</b>	<b>Project Type for 2025</b>		<b>Project Lead</b>			<b>Est. Completion Date</b>				
2007	January 1, 2019	Growth: 0.0 % Maintenance: 0.0 %		Jason Campigotto			Ongoing`				



# Project Version Summary

<b>Project #</b>	PLN-010-07	<b>Service Area</b>	Economic Development
<b>Budget Year</b>	2025	<b>Department</b>	Planning & Development Services
<b>Asset Type</b>	Unassigned	<b>Division</b>	Policy & Design
<b>Title</b>	Heritage Preservation Study and Identification of Incentives		
<b>Budget Status</b>	Mayor's Recommended Budget		
<b>Major Category</b>	Community & Economic Development		
<b>Wards</b>	City Wide		
<b>Version Name</b>	Main (Active)		

<b>Project Description</b>
Planning staff will work with a consultant in the preparation of a study that analyzes best practices/opportunities/implications and recommends how the City can best assist the owners of properties designated under the Ontario Heritage Act to preserve them, followed by a forecast for funding any incentives approved by City Council. The study will also evaluate options regarding the reuse of vacant and/or underutilized heritage properties.

<b>Version Description</b>
The Walkerville area contains approximately 37% of all properties on the Windsor Municipal Heritage Register.

<b>Project Comments/Reference</b>	<b>Version Comments</b>
7141014	

<b>Project Detailed Forecast</b>											
<b>GL Account</b>	<b>2025</b>	<b>2026</b>	<b>2027</b>	<b>2028</b>	<b>2029</b>	<b>2030</b>	<b>2031</b>	<b>2032</b>	<b>2033</b>	<b>2034</b>	<b>Total</b>
<b>Expenses</b>											
2950 Other Prof Services-External	0	0	0	0	0	0	159,000	0	0	0	159,000
Total	0	0	0	0	0	0	159,000	0	0	0	159,000
<b>Revenues</b>											
169 Pay As You Go - Capital Reserve	0	0	0	0	0	0	159,000	0	0	0	159,000
Total	0	0	0	0	0	0	159,000	0	0	0	159,000

<b>Related Projects</b>	<b>Historical Approved Budget</b>				<b>Operating Budget Impact</b>		
			<b>Revenue</b>		<b>Effective Date</b> Unknown		<b>Exp/(Rev) FTE Impact</b>
	<u>Year</u>	<u>Total Expense</u>	<u>Net City Cost</u>	<u>Subsidies</u>	Description No Operating Budget Impact		0
	2014	50,000	0	50,000			0
2021	435,000	435,000	0	0			

<b>Year Identified</b>	<b>Start Date</b>	<b>Project Type for 2025</b>	<b>Project Lead</b>	<b>Est. Completion Date</b>
2007	January 1, 2021	Growth: 0.0 % Maintenance: 0.0 %	Jason Campigotto	2031`



# Project Version Summary

<b>Project #</b>	ECB-042-18	<b>Service Area</b>	Economic Development
<b>Budget Year</b>	2025	<b>Department</b>	Planning & Development Services
<b>Asset Type</b>	Unassigned	<b>Division</b>	Urban Design
<b>Title</b>	Theme Districting		
<b>Budget Status</b>	Mayor's Recommended Budget		
<b>Major Category</b>	Community & Economic Development		
<b>Wards</b>	City Wide		
<b>Version Name</b>	Main (Active)		

**Project Description**  
 In 2018, City Council approved the 2018 Enhanced Capital Budget Plan for a number of specific projects in the form of placeholder allocations subject to detailed reports to be prepared for Council's consideration.

**Version Description**  
 Phase 1 - theme districting is intended to re-shape the public realm at key destination points in the City in order to maximize shared community values. Theme districting will pay particular attention to the physical, cultural and social identities that define a place and support its ongoing evolution. The phased project will identify the different districts within the City and provide physical improvements and theme elements that will make the area a more enjoyable place to live, work or visit thereby creating a destination environment that is inviting and authentic. Theme districting will include significant consultations with the surrounding neighbourhoods and area merchants as to capitalize on local ideas, inspirations and potential that will result in the creation of unique public realm spaces. The first phase will involve theming surrounding the Walkerville Distillery District. Public consultations were initiated in the Spring of 2018 for determination as to which elements shall be included with implementation to follow.  
 Phase 2 - Proceeding with further theming in the remaining districts.

<b>Project Comments/Reference</b>	<b>Version Comments</b>
7186001- Theme Districting 7211016- Hiram Walker Parkette	

<b>Project Detailed Forecast</b>											
GL Account	2025	2026	2027	2028	2029	2030	2031	2032	2033	2034	Total
<b>Expenses</b>											
5410 Construction Contracts - TCA	0	200,000	0	0	0	0	0	0	2,130,000	0	2,330,000
Total	0	200,000	0	0	0	0	0	0	2,130,000	0	2,330,000
<b>Revenues</b>											
169 Pay As You Go - Capital Reserve	0	200,000	0	0	0	0	0	0	2,130,000	0	2,330,000
Total	0	200,000	0	0	0	0	0	0	2,130,000	0	2,330,000

<b>Related Projects</b>	<b>Historical Approved Budget</b>				<b>Operating Budget Impact</b>
	<b>Year</b>	<b>Total Expense</b>	<b>Revenue</b>		
			<b>Net City Cost</b>	<b>Subsidies</b>	
	2019	175,000	175,000	0	
	2020	234,000	234,000	0	
	2021	946,000	946,000	0	
	2022	300,000	300,000	0	
	2023	3,595,000	3,595,000	0	

<b>Year Identified</b>	<b>Start Date</b>	<b>Project Type for 2025</b>	<b>Project Lead</b>	<b>Est. Completion Date</b>
2018	March 1, 2018	Growth: 0.0 % Maintenance: 0.0 %	Neil Robertson	Ongoing`



# Project Version Summary

<b>Project #</b>	PLN-001-25	<b>Service Area</b>	Economic Development
<b>Budget Year</b>	2025	<b>Department</b>	Planning & Development Services
<b>Asset Type</b>	Unassigned	<b>Division</b>	Urban Design
<b>Title</b>	Sandwich South Secondary Plans		
<b>Budget Status</b>	Mayor's Recommended Budget		
<b>Major Category</b>	Community & Economic Development		
<b>Wards</b>	Ward 9		
<b>Version Name</b>	Main (Active)		

<b>Project Description</b>	Secondary plans are used to guide the development or redevelopment of Planning districts (as defined in the Official Plan), Neighbourhoods, Corridors or any other area as identified by the Official Plan. These plans provide specific schedules and policies for those areas of the city where more detailed directions for land use, infrastructure, transportation, environment, urban design or similar matters are required beyond the general framework provided by the Official Plan. This fund is needed to complete 2 secondary plans in Sandwich South.										
----------------------------	---	--	--	--	--	--	--	--	--	--	--

<b>Version Description</b>											
----------------------------	--	--	--	--	--	--	--	--	--	--	--

<b>Project Comments/Reference</b>						<b>Version Comments</b>					
-----------------------------------	--	--	--	--	--	-------------------------	--	--	--	--	--

<b>Project Detailed Forecast</b>											
GL Account	2025	2026	2027	2028	2029	2030	2031	2032	2033	2034	Total
<b>Expenses</b>											
5410 Construction Contracts - TCA	250,000	250,000	250,000	0	0	0	0	0	0	0	750,000
Total	250,000	250,000	250,000	0	0	0	0	0	0	0	750,000
<b>Revenues</b>											
121 Dev Chg - General	250,000	250,000	250,000	0	0	0	0	0	0	0	750,000
Total	250,000	250,000	250,000	0	0	0	0	0	0	0	750,000

<b>Related Projects</b>	<b>Historical Approved Budget</b>	<b>Operating Budget Impact</b>

Year Identified	Start Date	Project Type for 2025	Project Lead	Est. Completion Date
2025	January 1, 2025	Growth: 100.0 % Maintenance: 0.0 %	Jason Campigotto	Ongoing



# Project Version Summary

<b>Project #</b>	PLN-018-07	<b>Service Area</b>	Economic Development
<b>Budget Year</b>	2025	<b>Department</b>	Planning & Development Services
<b>Asset Type</b>	Unassigned	<b>Division</b>	Urban Design
<b>Title</b>	Neighbourhood Studies and Design Guidelines		
<b>Budget Status</b>	Mayor's Recommended Budget		
<b>Major Category</b>	Community & Economic Development		
<b>Wards</b>	City Wide		
<b>Version Name</b>	Main (Active)		

**Project Description**

Funds to be used to study and implement design standards and physical features/amenities that contribute to a higher quality of life in local neighbourhoods and to address some of the more pressing planning/development related challenges facing Windsor. Past funding has been used to complete the production of Riverside Drive Vista Improvement Streetscape guidelines per CR364/2009 and the Ford City Community Improvement Plan. Complementary to the Site Plan Review Manual, the preparation of development guidelines for different areas of the City began in 2015.

**Version Description**

Current and future funds will be used for the following projects:

- 1) Business Improvement Areas Community Improvement Plan;
- 2) The University Ave/Wyandotte St W. Community Improvement Plan;
- 3) Prepare Design Guidelines for Infill Development;
- 4) Comprehensive Sign Bylaw Review;
- 5) Prepare Community Improvement Plans for targeted neighbourhoods;
- 6) Develop & adopt Design Guidelines & Standards for Civic Ways & Theme Streets;
- 7) Develop City of Windsor Urban Design Manual; and
- 8) Prepare targeted area Design Guidelines.

Additional funding is being requested to ensure that the fund has enough to address the unanticipated planning studies/projects that often come about as new issues and challenges arise.

Project Comments/Reference	Version Comments
7045003	

Project Detailed Forecast		2025	2026	2027	2028	2029	2030	2031	2032	2033	2034	Total
<b>GL Account</b>												
<b>Expenses</b>												
2950	Other Prof Services- External	0	0	0	0	0	0	250,000	0	0	200,000	450,000
	Total	0	0	0	0	0	0	250,000	0	0	200,000	450,000
<b>Revenues</b>												
169	Pay As You Go - Capital Reserve	0	0	0	0	0	0	250,000	0	0	200,000	450,000
	Total	0	0	0	0	0	0	250,000	0	0	200,000	450,000



Related Projects		Historical Approved Budget				Operating Budget Impact			
		Year	Total Expense	Revenue		Effective Date	Unknown	Exp/(Rev)	FTE Impact
				Net City Cost	Subsidies				
		2007	85,000	85,000	0				
		2014	130,000	130,000	0				
		2019	100,000	100,000	0				
		2020	100,000	100,000	0				
		2021	25,000	25,000	0				
Year Identified	Start Date	Project Type for 2025		Project Lead		Est. Completion Date			
2007	January 1, 2019	Growth: 0.0 % Maintenance: 0.0 %		Neil Robertson		Ongoing`			



# Project Version Summary

<b>Project #</b>	TRN-001-22	<b>Service Area</b>	Economic Development
<b>Budget Year</b>	2025	<b>Department</b>	Transit Windsor
<b>Asset Type</b>	Unassigned	<b>Division</b>	Administration - Transit Windsor
<b>Title</b>	Transit Windsor Support Projects		
<b>Budget Status</b>	Mayor's Recommended Budget		
<b>Major Category</b>	Transportation		
<b>Wards</b>	City Wide		
<b>Version Name</b>	Main (Active)		

**Project Description**  
 This project is intended to facilitate the implementation of More Than Transit, Transit Windsor's master plan. The current Transit Windsor garage, constructed in the 1970s, is at 125% of its design capacity.

**Version Description**  
 In light of current operations and in consideration of the recommendations stemming from the recently approved Transit Windsor Master Plan and the changes it proposes, a number of worthwhile Transit support projects were brought forward to City Council for review and approval at their November 28, 2022 meeting. Administration identified that these support projects could be funded from existing Transit capital budget allocations within the 10-year plan, and they were therefore, with Council's approval, included in the final intake for funding under the ICIP grant. Many of these projects were also identified as requirements as part of the Transit Master Plan recommendations, and they will therefore help move the plan forward. All of the ICIP Public Transit intake three project submissions were approved. Further information on the approved ICIP projects can be found in Project #TRN-001-25.  
 The funding in this project represents the remaining uncommitted funding available for garage improvements should the need arise. These funds can also be considered as leveraging dollars to other grant funding streams if they become available.

<b>Project Comments/Reference</b>	<b>Version Comments</b>
	TW ICIP Grant approved. Funds originally budgeted in the project for years 2025 to 2029 have been reallocated to TRN-001-25. CR501/2022 C 191/2022: 2025 F221 \$1,024,479, 2028 F169 \$1,000,000, 2029 F169 \$418,037

<b>Project Detailed Forecast</b>											
GL Account	2025	2026	2027	2028	2029	2030	2031	2032	2033	2034	Total
<b>Expenses</b>											
5410 Construction Contracts - TCA	0	0	0	0	0	1,581,963	0	0	0	0	1,581,963
Total	0	0	0	0	0	1,581,963	0	0	0	0	1,581,963
<b>Revenues</b>											
169 Pay As You Go - Capital Reserve	0	0	0	0	0	1,581,963	0	0	0	0	1,581,963
Total	0	0	0	0	0	1,581,963	0	0	0	0	1,581,963

<b>Related Projects</b>	<b>Historical Approved Budget</b>				<b>Operating Budget Impact</b>			
			<b>Revenue</b>					
	<u>Year</u>	<u>Total Expense</u>	<u>Net City Cost</u>	<u>Subsidies</u>				
2023	4,073,574	4,073,574	0					
2024	5,701,947	5,701,947	0					

<b>Year Identified</b>	<b>Start Date</b>	<b>Project Type for 2025</b>	<b>Project Lead</b>	<b>Est. Completion Date</b>
------------------------	-------------------	------------------------------	---------------------	-----------------------------

2022	March 1, 2024	Growth: 0.0 % Maintenance: 0.0 %	Steve Habrun	TBD`
------	---------------	-------------------------------------	--------------	------



# Project Version Summary

<b>Project #</b>	TRN-003-07	<b>Service Area</b>	Economic Development
<b>Budget Year</b>	2025	<b>Department</b>	Transit Windsor
<b>Asset Type</b>	Unassigned	<b>Division</b>	Administration - Transit Windsor
<b>Title</b>	Transit Windsor - Shelters/Signage/Amenities Maintenance and Replacement		
<b>Budget Status</b>	Mayor's Recommended Budget		
<b>Major Category</b>	Transportation		
<b>Wards</b>	City Wide		
<b>Version Name</b>	Main (Active)		

<b>Project Description</b>												
In order to properly maintain and replace bus shelters, signage and other customer amenities which require maintenance due to wear and tear as well as damage, capital funding is required annually. Transit shelters also require new batteries after approximately 6 years. This project will assist in providing necessary funding to purchase and install these replacement batteries as necessary.												
<b>Version Description</b>												
This project provides ongoing funding for maintenance and replacement needs for shelters, signage and other customer amenities.												
<b>Project Comments/Reference</b>						<b>Version Comments</b>						
7045018												
<b>Project Detailed Forecast</b>												
<b>GL Account</b>		<b>2025</b>	<b>2026</b>	<b>2027</b>	<b>2028</b>	<b>2029</b>	<b>2030</b>	<b>2031</b>	<b>2032</b>	<b>2033</b>	<b>2034</b>	<b>Total</b>
<b>Expenses</b>												
5110	Machinery & Equipment - TCA	333,770	53,705	56,390	59,209	62,170	65,278	68,542	71,969	75,568	440,053	1,286,654
	Total	333,770	53,705	56,390	59,209	62,170	65,278	68,542	71,969	75,568	440,053	1,286,654
<b>Revenues</b>												
127	Dev Chg - Transit	51,147	53,705	56,390	59,209	62,170	65,278	68,542	71,969	75,568	79,346	643,324
221	Service Sustainability Investm	282,623	0	0	0	0	0	0	0	0	360,707	643,330
	Total	333,770	53,705	56,390	59,209	62,170	65,278	68,542	71,969	75,568	440,053	1,286,654

Related Projects		Historical Approved Budget			Operating Budget Impact				
		Year	Total Expense	Revenue		Effective Date	Unknown	Exp/(Rev)	FTE Impact
				Net City Cost	Subsidies				
		2007	50,000	50,000	0				
		2008	50,000	50,000	0				
		2009	50,000	50,000	0				
		2010	30,000	30,000	0				
		2011	30,000	30,000	0				
		2012	30,000	30,000	0				
		2013	30,000	30,000	0				
		2014	20,000	20,000	0				
		2015	20,000	20,000	0				
		2016	20,000	20,000	0				
		2021	50,000	50,000	0				
		2022	51,000	51,000	0				
		2023	52,000	52,000	0				
		2024	100,000	100,000	0				
Year Identified	Start Date	Project Type for 2025	Project Lead	Est. Completion Date					
2007	January 1, 2015	Growth: 15.3 % Maintenance: 84.7 %	Steve Habrun	Ongoing`					



# Project Version Summary

<b>Project #</b>	TRN-001-07	<b>Service Area</b>	Economic Development
<b>Budget Year</b>	2025	<b>Department</b>	Transit Windsor
<b>Asset Type</b>	Unassigned	<b>Division</b>	Transit Maintenance
<b>Title</b>	Transit Windsor Fleet Replacement Program		
<b>Budget Status</b>	Mayor's Recommended Budget		
<b>Major Category</b>	Transportation		
<b>Wards</b>	City Wide		
<b>Version Name</b>	Main (Active)		

## Project Description

Transit Windsor's 2015-2035 Fleet Acquisition Plan directed that for the purchasing and disposal of buses, the previously used 18-year life cycle for a bus be reduced to 12 years, thereby reducing maintenance requirements and the need for additional spare vehicles. This project request is being submitted to ensure that Transit Windsor is fully implementing a 12-year lifecycle of its fleet as recommended in the Life Cycle Costing recommendations and will be an opportunity to improve the current Transit Windsor fleet.

This project contains funding requests for the Transit Windsor fleet replacement program. Prior to 2016, this project included funding for the fleet replacement program and refurbishment or repair costs that extend the useful life of the buses (as reflected in the Historical Approved Budget section). Commencing in 2016, the refurbishment and repair budget funding has been separated into a separate project (project # TRN-001-16).

This project includes funding for the annual acquisition of replacement buses for Transit Windsor. With such a large and varying fleet of buses and with continual fiscal pressures, the City of Windsor commissioned a full lifecycle costing study in 2015 which was conducted by Parsons Brinckerhoff. This study developed a Transit Fleet Asset Management Plan that identified strategies for fiscal expenditures that results in a reduction to Transit Windsor's operating budget. The study recommended that 8 buses be purchased each year. The study was completed and reported to City Council in 2016.

## Version Description

Through the fleet replacement program, the introduction of new and modern vehicles will be another step in the process to encourage behavioural change in the community by improving the competitiveness and attractiveness of public transportation. Ultimately the goal is to double the transit modal split by encouraging non-riders to take public transit for selected trips rather than drive their cars and to expand the system to improve service in the region of Windsor and Essex County. In addition to the benefit to Transit Windsor's ridership, the regional community will also benefit from the continuation of an environmentally friendly fleet as this will result in a cleaner community. The conversion of high-floor to low-floor, accessible buses has increased ridership opportunities for those with disabilities or mobility impairments. Students will also be an important target group as this demographic makes up a significant portion of the Windsor population.

The City of Windsor budgets for its capital programs using a ten-year plan. This project identifies funding levels required to continue with the implementation of the recommendations outlined in the lifecycle costing study which recommends that 8 buses be purchased each year. In recent years, replacement of Transit Windsor's fleet has been heavily reliant on the Investing in Canada Infrastructure Program (ICIP) grant funding, and funding for the replacement of fleet was also included in the final ICIP intake submitted in December, 2022, with the request for up to 34 new buses, effectively funding the replacement of fleet for the next few years (see project TRN-001-25 for the ICIP funding approved in the final intake).

The total replacement of the fleet identified in the lifecycle costing study and expansion buses to begin implementing the Transit Master Plan, funded by ICIP funding in recent years, is shown in the following summary:

Further information on ICIP funding can be found in project TRN-001-25.

The funding requests identified in this project represent the fleet replacement and expansion needs over and above the fleet that has been acquired within the approved ICIP projects. These requests must be funded 100% by the municipality unless additional grant funding can be secured by the City.

<b>Project Comments/Reference</b>	<b>Version Comments</b>
7202004; 7222012; 7231037	ICIP - Public Transit Intake 3 Grant (Grant was successful)  TW ICIP Grant approved. Funds reallocated to TRN-001-25. CR501/2022 C 191/2022: 2025 F221 \$1,167,896, 2026 F221 \$3,952,638, 2027 F221 \$6,458,059, 2028 F221 \$5,200,000

<b>Project Detailed Forecast</b>											
<b>GL Account</b>	<b>2025</b>	<b>2026</b>	<b>2027</b>	<b>2028</b>	<b>2029</b>	<b>2030</b>	<b>2031</b>	<b>2032</b>	<b>2033</b>	<b>2034</b>	<b>Total</b>
<b>Expenses</b>											
5110 Machinery & Equipment - TCA	0	0	0	0	5,200,000	5,200,000	5,200,000	0	3,415,034	3,250,206	22,265,240
Total	0	0	0	0	5,200,000	5,200,000	5,200,000	0	3,415,034	3,250,206	22,265,240
<b>Revenues</b>											
221 Service Sustainability Investm	0	0	0	0	5,200,000	5,200,000	5,200,000	0	3,415,034	3,250,206	22,265,240
Total	0	0	0	0	5,200,000	5,200,000	5,200,000	0	3,415,034	3,250,206	22,265,240

<b>Related Projects</b>	<b>Historical Approved Budget</b>				<b>Operating Budget Impact</b>		
<b>Follows</b>			<b>Revenue</b>		<b>Effective Date</b>	<b>Unknown</b>	<b>Exp/(Rev) FTE Impact</b>
TRN-001-20	<b>Year</b>	<b>Total Expense</b>	<b>Net City Cost</b>	<b>Subsidies</b>	<b>Description</b>		0 0
TRN-002-20	2008	5,898,500	4,818,500	1,080,000	Operating efficiencies are expected as a result of the implementation of the recommendations arising from the lifecycle costing study. Those same recommendations will inform Transit Windsor about future decisions regarding fleet maintenance and replacement.		
TRN-003-20	2009	6,509,133	3,904,557	2,604,576			
	2010	4,530,500	4,530,500	0			
	2011	3,859,554	3,859,554	0			
	2012	3,860,500	3,860,500	0			
	2013	350,000	350,000	0			
	2014	3,510,500	3,510,500	0			
	2015	3,510,500	3,510,500	0			
	2019	215,108	215,108	0			
	2020	72,114	72,114	0			
	2022	3,997,180	3,997,180	0			
	2023	726,426	726,426	0			

<b>Year Identified</b>	<b>Start Date</b>	<b>Project Type for 2025</b>	<b>Project Lead</b>	<b>Est. Completion Date</b>
2007	January 2, 2016	Growth: 0.0 % Maintenance: 0.0 %	Steve Habrun	Ongoing`



# Project Version Summary

<b>Project #</b>	TRN-001-16	<b>Service Area</b>	Economic Development
<b>Budget Year</b>	2025	<b>Department</b>	Transit Windsor
<b>Asset Type</b>	Unassigned	<b>Division</b>	Transit Maintenance
<b>Title</b>	Transit Windsor Fleet Refurbishment/Repair Costs		
<b>Budget Status</b>	Mayor's Recommended Budget		
<b>Major Category</b>	Transportation		
<b>Wards</b>	City Wide		
<b>Version Name</b>	Fleet Refurbishment/Repair Costs (Active)		

**Project Description**  
 This project has funding for the Transit Windsor fleet refurbishment and repair costs that extend the useful life of the buses or additional vehicle enhancements (e.g. ITS System enhancements).

**Version Description**  
 As noted in project TRN-001-07, prior to 2016, the fleet replacement project had funding for fleet replacement and refurbishment or repair costs that extend the useful life of the buses. Commencing in 2016, the refurbishment and repair budget funding was reallocated to this separate project  
 A reduction to \$300,000 from \$500,000 in year 2023 and onward will have an impact on operating as this capital amount is transferred into operating to cover refurbishments and repairs. Due to the age of many buses within the fleet, significant refurbishment work will continue to be required in order to maintain the existing fleet over the next few years even after the new bus purchases in 2018, 2020, and 2022. In 2008 and 2010, a total of 29 new buses were purchased and now require refurbishment work at the same time. All 29 of the buses purchased in 2008 and 2010 are hybrids, and the refurbishment costs are much higher than standard diesel buses. This is a drawback to purchasing a large volume of buses all in the same year. In order to ensure Transit Windsor is able to have the appropriate number of buses in service in order to meet the service demands, as well as ensure all buses are meeting MTO safety requirements, appropriate funding is required.  
 Funding in prior years was \$500,000 per year. The risk of reducing the refurbishment funding in future years will impact the operating budget as the work must be completed to meet service needs and therefore these costs would be required to be incurred through operating. Operating maintenance costs are continuing to increase as parts become more expensive, therefore using the operating budget to complete necessary refurbishment work would lead to a significant deficit in the Fleet Vehicle Parts and Maintenance operating budget.

<b>Project Comments/Reference</b>	<b>Version Comments</b>
7221028 7231025 7241012	

<b>Project Detailed Forecast</b>											
<b>GL Account</b>	<b>2025</b>	<b>2026</b>	<b>2027</b>	<b>2028</b>	<b>2029</b>	<b>2030</b>	<b>2031</b>	<b>2032</b>	<b>2033</b>	<b>2034</b>	<b>Total</b>
<b>Expenses</b>											
2250 Vehicle Maint Parts/Materials	300,000	300,000	300,000	400,000	400,000	400,000	400,000	500,000	500,000	500,000	4,000,000
Total	300,000	300,000	300,000	400,000	400,000	400,000	400,000	500,000	500,000	500,000	4,000,000
<b>Revenues</b>											
221 Service Sustainability Investm	300,000	300,000	300,000	400,000	400,000	400,000	400,000	500,000	500,000	500,000	4,000,000
Total	300,000	300,000	300,000	400,000	400,000	400,000	400,000	500,000	500,000	500,000	4,000,000



Related Projects		Historical Approved Budget			Operating Budget Impact				
		Year	Total Expense	Revenue		Effective Date	Unknown	Exp/(Rev)	FTE Impact
				Net City Cost	Subsidies				
		2016	471,000	471,000	0				
		2017	500,000	500,000	0				
		2018	500,000	500,000	0				
		2019	500,000	500,000	0				
		2020	500,000	500,000	0				
		2021	500,000	500,000	0				
		2022	500,000	500,000	0				
		2023	300,000	300,000	0				
		2024	300,000	300,000	0				
<b>Year Identified</b>	<b>Start Date</b>	<b>Project Type for 2025</b>		<b>Project Lead</b>		<b>Est. Completion Date</b>			
2016	January 1, 2017	Growth: 0.0 % Maintenance: 100.0 %		Steve Habrun		Ongoing`			



# Project Version Summary

<b>Project #</b>	TRN-001-21	<b>Service Area</b>	Economic Development
<b>Budget Year</b>	2025	<b>Department</b>	Transit Windsor
<b>Asset Type</b>	Unassigned	<b>Division</b>	Transit Maintenance
<b>Title</b>	Transit Windsor Master Plan Implementation		
<b>Budget Status</b>	Mayor's Recommended Budget		
<b>Major Category</b>	Transportation		
<b>Wards</b>	City Wide		
<b>Version Name</b>	Main (Active)		

<b>Project Description</b>											
<p>During 2018 and 2019, Transit Windsor conducted a Service Delivery Review which was completed at the end of 2019 with the results presented to City Council as the Transit Windsor Master Plan in early 2020. This Master Plan was approved by City Council through B7/2020 CR40/2020. This capital project represents funding for a number of projects, such as the East End Terminal and the Signal Priority Project. These projects were outlined and recommended for implementation in the Master Plan over the upcoming years.</p> <p>This project supplements the list of projects identified in the report to Council at the meeting held on November 28th, 2022 and submitted to ICIP in the December, 2022 applications (see project # TRN-001-25 for ICIP projects and funding).</p>											
<b>Version Description</b>											
<b>Project Comments/Reference</b>						<b>Version Comments</b>					
<b>Project Detailed Forecast</b>											
<b>GL Account</b>	<b>2025</b>	<b>2026</b>	<b>2027</b>	<b>2028</b>	<b>2029</b>	<b>2030</b>	<b>2031</b>	<b>2032</b>	<b>2033</b>	<b>2034</b>	<b>Total</b>
<b>Expenses</b>											
5110 Machinery & Equipment - TCA	0	400,000	0	0	0	0	0	0	0	0	400,000
Total	0	400,000	0	0	0	0	0	0	0	0	400,000
<b>Revenues</b>											
221 Service Sustainability Investm	0	400,000	0	0	0	0	0	0	0	0	400,000
Total	0	400,000	0	0	0	0	0	0	0	0	400,000
<b>Related Projects</b>			<b>Historical Approved Budget</b>				<b>Operating Budget Impact</b>				
					<b>Revenue</b>		<b>Effective Date</b> Unknown			<b>Exp/(Rev) FTE Impact</b>	
			<u>Year</u>	<u>Total Expense</u>	<u>Net City Cost</u>	<u>Subsidies</u>	<b>Description</b>			0	0
			2022	759,744	759,744	0					
			2023	583,204	583,204	0					
<b>Year Identified</b>	<b>Start Date</b>	<b>Project Type for 2025</b>		<b>Project Lead</b>		<b>Est. Completion Date</b>					
2021	January 1, 2022	Growth: 0.0 % Maintenance: 0.0 %		Steve Habrun		2027`					



## Project Version Summary

<b>Project #</b>	TRN-001-25	<b>Service Area</b>	Economic Development
<b>Budget Year</b>	2025	<b>Department</b>	Transit Windsor
<b>Asset Type</b>	Unassigned	<b>Division</b>	Transit Maintenance
<b>Title</b>	TW ICIP Grant Funding		
<b>Budget Status</b>	Mayor's Recommended Budget		
<b>Major Category</b>	Transportation		
<b>Wards</b>	City Wide		
<b>Version Name</b>	Main (Active)		

<b>Project Description</b>	
<p>As previously reported, the list of projects identified in the report to Council at the meeting held on November 28th, 2022, are expected to provide enhancements to transit operations and services by replacing equipment and hybrid buses at the end of their useful life. These projects include process equipment replacement, existing building upgrades, terminal upgrades, bus stop and shelter improvements, automated fare collection and annual hybrid bus replacements. Benefits from these projects include reduced maintenance and repair costs, potential fuel savings, lower emissions, improved efficiency through automated fare collection, and improved rider experience through bus stop/shelter and terminal upgrades.</p> <p>The estimated capital cost for the Transit Support Projects was identified as \$99.62M. City Council approved, as per the ICIP Grant requirements, that if the ICIP Grant Application for the Transit Support Projects is successful, the funding to a maximum of \$28,996,630, as follows:</p> <ul style="list-style-type: none"> <li>i. A PRE-COMMITMENT in the Transit Windsor Fleet Replacement Program (TRN-001-07) of 2025 and 2026 funding of \$1,167,896 and \$3,952,638, respectively.</li> <li>ii. A PRE-COMMITMENT in the Transit Windsor Garage capital project (TRN-001-22) of 2023, 2024, and 2025 funding of \$4,073,574, \$5,701,947, and \$1,024,479, respectively.</li> <li>iii. PLACEHOLDER funding in the Transit Windsor Fleet Replacement Program (TRN-001-07) of 2027 and 2028 funding of \$6,458,059 and \$5,200,000, respectively, and that these funds be automatically PRE-COMMITTED and available for immediate use as funding falls within the five-year funding window.</li> <li>iv. PLACEHOLDER funding in the Transit Windsor Garage capital project (TRN-001-22) of 2028 and 2029 funding of \$1,000,000 and \$418,037 respectively, and that these funds be automatically PRE-COMMITTED and available for immediate use as funding falls within the five-year funding window.</li> </ul> <p>This project represents the municipally pre-committed and placeholder funds for the ICIP projects from projects TRN-001-07 and TRN-001-22.</p>	
<b>Version Description</b>	
<b>Project Comments/Reference</b>	<b>Version Comments</b>
7231028 7231034 7231035 7231036 7231037 7231038 7231039 7231040	<p>ICIP - Public Transit Intake 3 Grant (Grant was successful)            COMMITTED FUNDS (ICIP GRANT):            CR501/2022 C 191/2022: 2025 F221 \$2,192,375, 2026 F221 \$3,952,638, 2027 F221 \$6,458,059, 2028 F221 \$6,200,000</p> <p>PLACEHOLDER FUNDING (ICIP GRANT):            CR501/2022 C 191/2022: 2029 F169 \$418,037            Placeholder funding approved to be committed as soon as it falls within the 5-year period.</p>

<b>Project Detailed Forecast</b>											
<b>GL Account</b>	<b>2025</b>	<b>2026</b>	<b>2027</b>	<b>2028</b>	<b>2029</b>	<b>2030</b>	<b>2031</b>	<b>2032</b>	<b>2033</b>	<b>2034</b>	<b>Total</b>
<b>Expenses</b>											
5410 Construction Contracts - TCA	2,192,375	3,952,638	6,458,059	6,200,000	418,037	0	0	0	0	0	19,221,109
Total	2,192,375	3,952,638	6,458,059	6,200,000	418,037	0	0	0	0	0	19,221,109
<b>Revenues</b>											
169CF Committed Funding	0	0	0	1,000,000	418,037	0	0	0	0	0	1,418,037
221CF Committed Funding	2,192,375	3,952,638	6,458,059	5,200,000	0	0	0	0	0	0	17,803,072
Total	2,192,375	3,952,638	6,458,059	6,200,000	418,037	0	0	0	0	0	19,221,109
<b>Related Projects</b>		<b>Historical Approved Budget</b>				<b>Operating Budget Impact</b>					
<b>Year Identified</b>	<b>Start Date</b>	<b>Project Type for 2025</b>		<b>Project Lead</b>		<b>Est. Completion Date</b>					
2025	March 1, 2024	Growth: 0.0 % Maintenance: 100.0 %		Steve Habrun		2028`					



# Project Version Summary

<b>Project #</b>	TRN-002-08	<b>Service Area</b>	Economic Development
<b>Budget Year</b>	2025	<b>Department</b>	Transit Windsor
<b>Asset Type</b>	Unassigned	<b>Division</b>	Transit Maintenance
<b>Title</b>	TW Hybrid Life Extension		
<b>Budget Status</b>	Mayor's Recommended Budget		
<b>Major Category</b>	Transportation		
<b>Wards</b>	City Wide		
<b>Version Name</b>	Main (Active)		

**Project Description**  
 This request is to fund the major repair costs to the fleet, specifically the hybrid buses, due to the delay in replacing buses. Transit Windsor expects to continue to accrue costs to keep the existing fleet operational until such time as the older buses can be removed from service.

**Version Description**  
 This provision will assist in replacing major components on hybrid buses including such as high voltage batteries, DPIM's and the DPF emission system when replacement is required. Industry experience indicates that these two major components start to fail between 6 to 8 years of age. Transit Windsor currently has 29 hybrid vehicles in the fleet and all of these vehicles are currently out of warranty.

<b>Project Comments/Reference</b>	<b>Version Comments</b>
7211041	

<b>Project Detailed Forecast</b>											
GL Account	2025	2026	2027	2028	2029	2030	2031	2032	2033	2034	Total
<b>Expenses</b>											
5110 Machinery & Equipment - TCA	200,000	200,000	200,000	200,000	200,000	200,000	200,000	200,000	200,000	200,000	2,000,000
Total	200,000	200,000	200,000	200,000	200,000	200,000	200,000	200,000	200,000	200,000	2,000,000
<b>Revenues</b>											
221 Service Sustainability Investm	200,000	200,000	200,000	200,000	200,000	200,000	200,000	200,000	200,000	200,000	2,000,000
Total	200,000	200,000	200,000	200,000	200,000	200,000	200,000	200,000	200,000	200,000	2,000,000

<b>Related Projects</b>	<b>Historical Approved Budget</b>				<b>Operating Budget Impact</b>			
	<b>Year</b>	<b>Total Expense</b>	<b>Revenue</b>		<b>Effective Date</b>	<b>Unknown</b>	<b>Exp/(Rev)</b>	<b>FTE Impact</b>
			<b>Net City Cost</b>	<b>Subsidies</b>				
	2013	150,000	150,000	0			0	0
	2014	300,000	300,000	0				
	2016	300,000	300,000	0				
	2021	302,500	302,500	0				
	2022	200,000	200,000	0				
	2023	200,000	200,000	0				
	2024	200,000	200,000	0				

**Description**  
 The life cycle of some of the major components (such as the hybrid batteries and the DPIMs) is challenging to predict. There is no definite date or age as to when these components will require replacement. The replacement costs for the Hybrid ESS battery and DPIM controller are estimated at \$44,000 and \$70,250 respectively. Since 18 hybrid buses were purchased in 2009, there is likelihood that these parts will all require replacement at the same time.

<b>Year Identified</b>	<b>Start Date</b>	<b>Project Type for 2025</b>	<b>Project Lead</b>	<b>Est. Completion Date</b>
------------------------	-------------------	------------------------------	---------------------	-----------------------------

2008	January 1, 2016	Growth: 0.0 % Maintenance: 100.0 %	Steve Habrun	Ongoing`
------	-----------------	---------------------------------------	--------------	----------



# Project Version Summary

<b>Project #</b>	TRN-004-25	<b>Service Area</b>	Economic Development
<b>Budget Year</b>	2025	<b>Department</b>	Transit Windsor
<b>Asset Type</b>	Unassigned	<b>Division</b>	Transit Maintenance
<b>Title</b>	2025 TW Fleet Lifecycle Extension		
<b>Budget Status</b>	Mayor's Recommended Budget		
<b>Major Category</b>	Transportation		
<b>Wards</b>	City Wide		
<b>Version Name</b>	Main (Active)		

**Project Description**

This project is intended for the remanufacturing of buses to extend their service life beyond the normal 12-year service cycle, and ensure Transit Windsor has sufficient fleet resources to meet service demands. Remanufacturing refers to a complete rebuild of the bus from the frame up, including, but not limited to replacement of powertrain, seats and interior, glazing, structural members, electrical upgrades, axles, major structural work to supplement the purchase of new buses to maintain Transit Windsor's fleet in a state of good repair, and insulate Transit Windsor from market volatility related to new bus purchase costs as well as uncertainty with future propulsion technology. The cost of a remanufactured bus is approximately one third of a new bus.

**Version Description**

Due to the age of many buses within the fleet, significant refurbishment work will continue to be required in order to maintain the existing fleet over the coming years, despite new bus purchases in 2022 and 2024. From 2008 to 2015, a total of 47 new buses were purchased and are now at 75% to 125% of their design life. In order to ensure that Transit Windsor has sufficient buses to meet current and future service needs, and in light of the market volatility related to new bus purchase costs as well as uncertainty with future propulsion technology, Transit Windsor will need to retain as many buses in its current fleet as possible, and is prepared to engage in full-frame remanufacturing to ensure an adequate supply of buses, consistent with the strategy of peer transit agencies.

In order to ensure Transit Windsor is able to have the appropriate number of buses in service in order to meet the service demands, as well as ensure all buses are meeting MTO safety requirements, appropriate funding is required.

The risk of not undertaking full-scale remanufacturing will lead to Transit Windsor not having sufficient units for daily service. The alternative will be for the City, in the absence of leveraged grant funding, to pay the full cost for a new bus. This budget issue represents efficiencies and spending tax dollars wisely.

<b>Project Comments/Reference</b>	<b>Version Comments</b>

<b>Project Detailed Forecast</b>											
<b>GL Account</b>	<b>2025</b>	<b>2026</b>	<b>2027</b>	<b>2028</b>	<b>2029</b>	<b>2030</b>	<b>2031</b>	<b>2032</b>	<b>2033</b>	<b>2034</b>	<b>Total</b>
<b>Expenses</b>											
5110 Machinery & Equipment - TCA	0	0	0	0	0	0	0	0	0	460,000	460,000
Total	0	0	0	0	0	0	0	0	0	460,000	460,000
<b>Revenues</b>											
169 Pay As You Go - Capital Reserve	0	0	0	0	0	0	0	0	0	460,000	460,000
Total	0	0	0	0	0	0	0	0	0	460,000	460,000

<b>Related Projects</b>	<b>Historical Approved Budget</b>	<b>Operating Budget Impact</b>

Year Identified	Start Date	Project Type for 2025	Project Lead	Est. Completion Date
2025	January 1, 2025	Growth: 0.0 % Maintenance: 0.0 %	Steve Habrun	Ongoing`





# Project Version Summary

<b>Project #</b>	TRN-007-21	<b>Service Area</b>	Economic Development
<b>Budget Year</b>	2025	<b>Department</b>	Transit Windsor
<b>Asset Type</b>	Unassigned	<b>Division</b>	Transit Maintenance
<b>Title</b>	Support Vehicles		
<b>Budget Status</b>	Mayor's Recommended Budget		
<b>Major Category</b>	Transportation		
<b>Wards</b>	City Wide		
<b>Version Name</b>	Main (Active)		

**Project Description**  
 Transit Windsor's fleet includes a number of support and service vehicles which require replacement as their useful life comes to an end. This project provides funding to replace these vehicles and purchase additional vehicles as necessary. As service increases per the council approved Master Plan, addition support and service vehicles will be required in order to maintain necessary support for the increased service enhancements.

**Version Description**  
 Transit Windsor completed a service delivery review in 2018 which was brought to City Council as the Transit Windsor Master Plan on January 27, 2020. This plan was approved with B7/2020 CR40/2020 and recommended that Transit Windsor service enhancements be implemented over the next eight (8) years. These enhancements provide more frequent service to a greater area throughout the Windsor region through a more effective and efficient route plan, maximizing rider service needs.  
 Transit Windsor currently has a fleet of 13 non-revenue on-road support vehicles (primarily Dodge Grand Caravans) used for supervisory duties, planning and administrative, and operator transport. There are also 5 maintenance support vehicles that are used for winter control and facility maintenance. The oldest vehicle in the fleet is currently 10 years old. Given the severe duty cycles on these vehicles, Transit Windsor has traditionally budgeted to replace one to two vehicles per year, as budget allows.

Project Comments/Reference	Version Comments
7201014	

GL Account	2025	2026	2027	2028	2029	2030	2031	2032	2033	2034	Total
<b>Expenses</b>											
5110 Machinery & Equipment - TCA	0	0	0	103,382	105,449	107,558	109,709	111,903	117,498	120,000	775,499
Total	0	0	0	103,382	105,449	107,558	109,709	111,903	117,498	120,000	775,499
<b>Revenues</b>											
169 Pay As You Go - Capital Reserve	0	0	0	103,382	105,449	107,558	109,709	111,903	117,498	120,000	775,499
Total	0	0	0	103,382	105,449	107,558	109,709	111,903	117,498	120,000	775,499

Related Projects	Historical Approved Budget				Operating Budget Impact		
	Year	Total Expense	Revenue		Effective Date	Unknown	Exp/(Rev) FTE Impact
			Net City Cost	Subsidies			
2021	154,577	154,577	0			0 0	
Description: Additional maintenance will come with additional service vehicles. Minor fuel increase may also occur as these will be additional vehicles on the road.							

Year Identified	Start Date	Project Type for 2025	Project Lead	Est. Completion Date
-----------------	------------	-----------------------	--------------	----------------------

2021	January 1, 2021	Growth: 0.0 % Maintenance: 0.0 %	Steve Habrun	Ongoing`
------	-----------------	-------------------------------------	--------------	----------

## 2025 Mayor's Recommended Capital Budget



### Finance Services



## Project Version Summary

<b>Project #</b>	FIN-001-15	<b>Service Area</b>	Finance & City Treasurer
<b>Budget Year</b>	2025	<b>Department</b>	Asset Planning
<b>Asset Type</b>	Unassigned	<b>Division</b>	Asset Planning
<b>Title</b>	Sub-Metering - Energy Cost Savings Initiative		
<b>Budget Status</b>	Mayor's Recommended Budget		
<b>Major Category</b>	Corporate Property Infrastructure		
<b>Wards</b>	City Wide		
<b>Version Name</b>	Main (Active)		

<b>Project Description</b>	
<p>Sub-metering is the monitoring of the electrical, gas, water, steam or other commodities' consumption by individual equipment, processes or systems in a building. Sub-metering can be used to measure energy consumption of HVAC, lighting, refrigeration, compressors, pumps, etc. In addition to the main meter used by utilities to determine overall building consumption, sub-metering utilizes individual meters that allow building and facility managers to have real-time visibility into the energy use and performance of the equipment, creating opportunities for energy and capital savings.</p> <p>Traditional utility bill analysis uses information that is up to 45 days after usage and is too aggregated (about 30 days). Sub-metering addresses this information gap providing real-time granular visibility of energy consumption, therefore can be utilized to optimize operations and save energy.</p> <p>Administration will develop a sub-metering project at strategic locations that represent several of the City's main energy consumers, to include: WIATC, WFCU, Huron Lodge, LRWRP &amp; LRPCP.</p> <p>Sub-metering has the potential to help saving approximately 2% the annual energy consumption that translates to \$60,000 in savings. Approximate payback of the project is less than 3 years.</p> <p>Benefits include:</p> <ul style="list-style-type: none"> <li>- Identification of unnecessary equipment running at night, off shift or during weekends.</li> <li>- Ability to transmit information back to operators and facility managers the same day and provide operators with feedback the next day about implemented changes.</li> <li>- Comparison and benchmarking of usage across similar facilities and over time.</li> <li>- Detection of utility bill errors by comparing sub-meter usage with actual utility bill.</li> <li>- Better management of electricity usage when the facility faces demand limits or peak usage pricing.</li> </ul> <p>The IESO (Independent Electricity System Operator) provides incentives for these type of projects in the amount of approximately \$20,000.</p>	
<b>Version Description</b>	
<p>Administration has identified a partial implementation for the energy meters at the district energy connected facilities (WIATC, WJF, 350 and 400 City Hall, Art Gallery, and Transit Bus Station). Energy consumption and cost for hot and chilled water at these six facilities has been inconsistent and lack transparency. Recently, Enwave, the supply company, updated the energy meters, creating an opportunity to install devices that enable real-time data collection and monitoring.</p>	
<b>Project Comments/Reference</b>	<b>Version Comments</b>
7211039	

Project Detailed Forecast											
GL Account	2025	2026	2027	2028	2029	2030	2031	2032	2033	2034	Total
<b>Expenses</b>											
5410 Construction Contracts - TCA	30,000	0	0	0	0	0	0	0	0	0	30,000
Total	30,000	0	0	0	0	0	0	0	0	0	30,000
<b>Revenues</b>											
188 Energy Reserve Fund	30,000	0	0	0	0	0	0	0	0	0	30,000
Total	30,000	0	0	0	0	0	0	0	0	0	30,000
<b>Related Projects</b>		<b>Historical Approved Budget</b>				<b>Operating Budget Impact</b>					
				<b>Revenue</b>		<b>Effective Date</b> Unknown		<b>Exp/(Rev)</b>		<b>FTE Impact</b>	
		<u>Year</u>	<u>Total Expense</u>	<u>Net City Cost</u>	<u>Subsidies</u>	<b>Description</b>		0	0		
		2021	150,000	150,000	0	No Operating Budget Impact					
<b>Year Identified</b>	<b>Start Date</b>	<b>Project Type for 2025</b>		<b>Project Lead</b>		<b>Est. Completion Date</b>					
2015	July 1, 2020	Growth: 100.0 % Maintenance: 0.0 %		Sergio Grando/Sokol Aliko/Cole Nadalin		2021`					



# Project Version Summary

<b>Project #</b>	FIN-001-17	<b>Service Area</b>	Finance & City Treasurer
<b>Budget Year</b>	2025	<b>Department</b>	Asset Planning
<b>Asset Type</b>	Unassigned	<b>Division</b>	Asset Planning
<b>Title</b>	Asset Planning Program Implementation		
<b>Budget Status</b>	Mayor's Recommended Budget		
<b>Major Category</b>	Corporate Technology		
<b>Wards</b>	City Wide		
<b>Version Name</b>	Main (Active)		

**Project Description**  
 This funding is to ensure completion of priority projects identified in the Corporate Asset Management Plan.

**Version Description**  
 The 2024 Corporate Asset Management Plan provided recommendations to improve and enhance asset management activities across the organization. Funding in this capital project will allow for priority items identified in the workplan to be carried out, inclusive of annual reporting requirements and the required 5-year legislated updates to the Corporate Asset Management Plan.

Project Comments/Reference	Version Comments
7131117	

Project Detailed Forecast												
GL Account	2025	2026	2027	2028	2029	2030	2031	2032	2033	2034	Total	
<b>Expenses</b>												
2915 Consulting Services - External	0	0	250,000	150,000	200,000	150,000	100,000	100,000	50,000	50,000	1,050,000	
Total	0	0	250,000	150,000	200,000	150,000	100,000	100,000	50,000	50,000	1,050,000	
<b>Revenues</b>												
169 Pay As You Go - Capital Reserve	0	0	250,000	150,000	200,000	150,000	100,000	100,000	50,000	50,000	1,050,000	
Total	0	0	250,000	150,000	200,000	150,000	100,000	100,000	50,000	50,000	1,050,000	

Related Projects	Historical Approved Budget				Operating Budget Impact
	Revenue				
	Year	Total Expense	Net City Cost	Subsidies	
	2017	110,000	110,000	0	
	2020	547,000	547,000	0	
2023	520,000	520,000	0		

Year Identified	Start Date	Project Type for 2025	Project Lead	Est. Completion Date
2017	January 1, 2017	Growth: 0.0 % Maintenance: 0.0 %	Natasha Gabbana	Ongoing`



# Project Version Summary

<b>Project #</b>	FIN-001-19	<b>Service Area</b>	Finance & City Treasurer
<b>Budget Year</b>	2025	<b>Department</b>	Asset Planning
<b>Asset Type</b>	Unassigned	<b>Division</b>	Asset Planning
<b>Title</b>	Grant Matching Funding and Mitigating Inflationary Pressures		
<b>Budget Status</b>	Mayor's Recommended Budget		
<b>Major Category</b>	Community & Economic Development		
<b>Wards</b>	City Wide		
<b>Version Name</b>	Main (Active)		

<b>Project Description</b>
<p>Project funding recommended to address capital project inflationary pressures and provide additional funding needed for the City's matching contributions for grant funding, if needed.</p> <p>This funding will assist with addressing matching funding requirements for grant opportunities where existing programs or projects do not have sufficient funding to meet the matching requirements. This will also assist in expediting the grant application approval process by allowing for grants to be submitted under DOA 3.25 requirements as municipal funding would be confirmed to already be in place.</p> <p>The project is also used to mitigate against tender pricing increases, after exhausting all other options, to mitigate any variance.</p> <p>Use of funds for grants will be reported to City Council through the annual DOA report and use of funds for mitigating inflationary pressures will be reported through the semi-annual Capital Variance report.</p>

<b>Version Description</b>
Administration is investigating a potential application for the Community Sport and Recreation Infrastructure Fund, which requires a 50% matching contribution from the City on eligible expenses.

<b>Project Comments/Reference</b>	<b>Version Comments</b>
7191009	

<b>Project Detailed Forecast</b>		2025	2026	2027	2028	2029	2030	2031	2032	2033	2034	Total
<b>Expenses</b>												
5410	Construction Contracts - TCA	3,673,945	550,000	5,000,000	3,250,000	3,297,720	1,475,000	1,200,000	400,000	400,000	400,000	19,646,665
	Total	3,673,945	550,000	5,000,000	3,250,000	3,297,720	1,475,000	1,200,000	400,000	400,000	400,000	19,646,665
<b>Revenues</b>												
153	Wastewater Sewer Surcharge	0	0	1,000,000	500,000	500,000	500,000	450,000	150,000	150,000	150,000	3,400,000
169	Pay As You Go - Capital Reserve	250,000	300,000	750,000	0	471,665	475,000	300,000	100,000	100,000	100,000	2,846,665
214	Tourism Devlmt Infrst & Prgm	3,423,945	250,000	2,250,000	2,250,000	1,826,055	0	0	0	0	0	10,000,000
234	Stormwater Sewer Surcharge	0	0	1,000,000	500,000	500,000	500,000	450,000	150,000	150,000	150,000	3,400,000
	Total	3,673,945	550,000	5,000,000	3,250,000	3,297,720	1,475,000	1,200,000	400,000	400,000	400,000	19,646,665

Related Projects		Historical Approved Budget			Operating Budget Impact
			Revenue		
		<b>Year</b>	<b>Total Expense</b>	<b>Net City Cost</b>	<b>Subsidies</b>
		2019	215,000	215,000	0
		2020	1,176,000	1,176,000	0
		2021	1,087,751	1,087,751	0
		2022	287,751	287,751	0
		2023	1,037,751	1,037,751	0
		2024	913,253	913,253	0
Year Identified	Start Date	Project Type for 2025	Project Lead	Est. Completion Date	
2019	January 1, 2019	Growth: 100.0 % Maintenance: 0.0 %	Natasha Gabbana	Ongoing`	





# Project Version Summary

<b>Project #</b>	FIN-001-23	<b>Service Area</b>	Finance & City Treasurer
<b>Budget Year</b>	2025	<b>Department</b>	Asset Planning
<b>Asset Type</b>	Unassigned	<b>Division</b>	Asset Planning
<b>Title</b>	Corporate Inflation Mitigation		
<b>Budget Status</b>	Mayor's Recommended Budget		
<b>Major Category</b>	Community & Economic Development		
<b>Wards</b>	City Wide		
<b>Version Name</b>	Main (Active)		

<b>Project Description</b>	Funding allocated to this project will be used to address funding pressures in capital projects due to inflation.
----------------------------	---

<b>Version Description</b>	As a result of unprecedented inflationary pressures experienced post-COVID, one-time funding was set aside to allow for corporate funding to be made available and allocated to projects where tender prices were significantly higher than previously budgeted. Allocation of these funds will be approved by the Chief Administrative Officer, subject to review of the CFO / City Treasurer. All allocations of funding will be reported to City Council through the semi-annual Capital Variance report.
----------------------------	--

<b>Project Comments/Reference</b>	<b>Version Comments</b>
7235001	COMMITMENTS : B5/2023 C 26/2023: 2025 F153 \$499,815, 2026 F153 \$382,469 F169 \$1,897,416, 2027 F153 \$698,021 F169 \$3,102,584 F221 \$3,019,325 (F153 adjusted per CR473/2024) CR473/2024 C 130/2024: 2025 F234 \$499,815, 2026 F234 \$382,470, 2027 F234 \$698,022

<b>Project Detailed Forecast</b>												
<b>GL Account</b>	<b>2025</b>	<b>2026</b>	<b>2027</b>	<b>2028</b>	<b>2029</b>	<b>2030</b>	<b>2031</b>	<b>2032</b>	<b>2033</b>	<b>2034</b>	<b>Total</b>	
<b>Expenses</b>												
5410 Construction Contracts - TCA	999,630	2,662,355	7,517,952	1,980,675	0	0	0	0	0	0	13,160,612	
Total	999,630	2,662,355	7,517,952	1,980,675	0	0	0	0	0	0	13,160,612	
<b>Revenues</b>												
153CF Committed Funding	499,815	382,469	698,021	0	0	0	0	0	0	0	1,580,305	
169CF Committed Funding	0	1,897,416	3,102,584	0	0	0	0	0	0	0	5,000,000	
221CF Committed Funding	0	0	3,019,325	1,980,675	0	0	0	0	0	0	5,000,000	
234CF Committed Funding	499,815	382,470	698,022	0	0	0	0	0	0	0	1,580,307	
Total	999,630	2,662,355	7,517,952	1,980,675	0	0	0	0	0	0	13,160,612	

<b>Related Projects</b>	<b>Historical Approved Budget</b>				<b>Operating Budget Impact</b>			
			<b>Revenue</b>					
	<b>Year</b>	<b>Total Expense</b>	<b>Net City Cost</b>	<b>Subsidies</b>				
	2023	1,265,000	1,265,000	0				
	2024	2,158,605	2,158,605	0				

<b>Year Identified</b>	<b>Start Date</b>	<b>Project Type for 2025</b>	<b>Project Lead</b>	<b>Est. Completion Date</b>
2023	January 1, 2023	Growth: 0.0 % Maintenance: 100.0 %	Natasha Gabbana	TBD`



# Project Version Summary

<b>Project #</b>	FIN-009-15	<b>Service Area</b>	Finance & City Treasurer
<b>Budget Year</b>	2025	<b>Department</b>	Asset Planning
<b>Asset Type</b>	Unassigned	<b>Division</b>	Asset Planning
<b>Title</b>	Capital Reserve Replenishment Allocation		
<b>Budget Status</b>	Mayor's Recommended Budget		
<b>Major Category</b>	Capital Reserve Replenishment		
<b>Wards</b>	City Wide		
<b>Version Name</b>	Main (Active)		

**Project Description**  
 As per Council's previous directions relative to ensuring long term financial stability, and to ensure that the City's cash balances are sufficient to self-finance capital projects without the need to resort to a high cost of external borrowing, funding is being allocated to replenish and bolster reserves.

**Version Description**

<b>Project Comments/Reference</b>	<b>Version Comments</b>
Reserve Account 1750	

<b>Project Detailed Forecast</b>												
GL Account	2025	2026	2027	2028	2029	2030	2031	2032	2033	2034	Total	
<b>Expenses</b>												
4248 TRANSFER to Reserve Account	0	0	0	40,000	40,000	40,000	40,000	1,540,000	1,540,000	1,540,000	4,780,000	
Total	0	0	0	40,000	40,000	40,000	40,000	1,540,000	1,540,000	1,540,000	4,780,000	
<b>Revenues</b>												
169 Pay As You Go - Capital Reserve	0	0	0	40,000	40,000	40,000	40,000	1,540,000	1,540,000	1,540,000	4,780,000	
Total	0	0	0	40,000	40,000	40,000	40,000	1,540,000	1,540,000	1,540,000	4,780,000	

<b>Related Projects</b>	<b>Historical Approved Budget</b>				<b>Operating Budget Impact</b>		
	<b>Year</b>	<b>Total Expense</b>	<b>Revenue</b>		<b>Effective Date</b>	<b>Unknown</b>	<b>Exp/(Rev) FTE Impact</b>
			<b>Net City Cost</b>	<b>Subsidies</b>			
	2016	3,210,000	3,210,000	0	No Operating Budget Impact	0	0
	2017	3,210,000	3,210,000	0			
	2018	3,210,000	3,210,000	0			
	2019	3,210,000	3,210,000	0			
	2020	3,210,000	3,210,000	0			
	2021	3,450,000	3,450,000	0			
	2022	1,670,000	1,670,000	0			
	2023	1,670,000	1,670,000	0			
	2024	1,670,000	1,670,000	0			

<b>Year Identified</b>	<b>Start Date</b>	<b>Project Type for 2025</b>	<b>Project Lead</b>	<b>Est. Completion Date</b>
2015	January 1, 2016	Growth: 0.0 % Maintenance: 0.0 %	Mike Dennis	TBD



# Project Version Summary

<b>Project #</b>	FIN-001-24	<b>Service Area</b>	Finance & City Treasurer
<b>Budget Year</b>	2025	<b>Department</b>	Asset Planning
<b>Asset Type</b>	Unassigned	<b>Division</b>	Corporate Energy
<b>Title</b>	Energy Initiatives at City Facilities		
<b>Budget Status</b>	Mayor's Recommended Budget		
<b>Major Category</b>	Corporate Property Infrastructure		
<b>Wards</b>	City Wide		
<b>Version Name</b>	Main (Active)		

<b>Project Description</b>	This project will support various net zero activities across the organization and prioritizes the implementation of projects identified in the Corporate Energy Management Plan.
----------------------------	--

<b>Version Description</b>	Projects will be implemented based on priority and future funding approvals.
----------------------------	--

<b>Project Comments/Reference</b>	<b>Version Comments</b>
-----------------------------------	-------------------------

<b>Project Detailed Forecast</b>												
GL Account	2025	2026	2027	2028	2029	2030	2031	2032	2033	2034	Total	
<b>Expenses</b>												
2915 Consulting Services - External	0	0	0	0	0	0	0	0	500,000	50,000	550,000	
Total	0	0	0	0	0	0	0	0	500,000	50,000	550,000	
<b>Revenues</b>												
169 Pay As You Go - Capital Reserve	0	0	0	0	0	0	0	0	500,000	50,000	550,000	
Total	0	0	0	0	0	0	0	0	500,000	50,000	550,000	

<b>Related Projects</b>	<b>Historical Approved Budget</b>	<b>Operating Budget Impact</b>
-------------------------	-----------------------------------	--------------------------------

Year Identified	Start Date	Project Type for 2025	Project Lead	Est. Completion Date
2024		Growth: 0.0 % Maintenance: 0.0 %	Sokol Aliko	TBD`



# Project Version Summary

<b>Project #</b>	FIN-004-18	<b>Service Area</b>	Finance & City Treasurer
<b>Budget Year</b>	2025	<b>Department</b>	Asset Planning
<b>Asset Type</b>	Unassigned	<b>Division</b>	Corporate Energy
<b>Title</b>	Enterprise Wide Energy Management System Software		
<b>Budget Status</b>	Mayor's Recommended Budget		
<b>Major Category</b>	Corporate Property Infrastructure		
<b>Wards</b>	City Wide		
<b>Version Name</b>	Main (Active)		

<b>Project Description</b>
----------------------------

Obtaining, monitoring, and analyzing real time and detailed energy data is required to achieve further energy and cost savings for the Corporation.

The project will implement an enhanced Energy Management System (EMS) with integrated software and sub-metering to enable real-time, detailed energy monitoring and analytics. The goal is to expand the capabilities of our current EMS (EnergyCAP), which currently aggregates monthly utility data, by incorporating granular, real-time data across key usage points. This system will support more precise tracking, optimization, and reporting on energy consumption patterns.

<b>Version Description</b>
----------------------------

Key objectives of this project include:

- Implementing a software solution that can aggregate real-time data from newly installed sub-meters.
- Ensuring the software integrates seamlessly with City's existing EMS.
- Enabling customizable dashboards and alerts for proactive energy management and cost control.

This upgraded EMS will improve City's ability to manage energy efficiency, streamline energy use, improved facility performance, reduce operational costs, and meet sustainability goals through data-driven insights.

<b>Project Comments/Reference</b>	<b>Version Comments</b>
-----------------------------------	-------------------------

<b>Project Detailed Forecast</b>
----------------------------------

GL Account	2025	2026	2027	2028	2029	2030	2031	2032	2033	2034	Total
<b>Expenses</b>											
5410 Construction Contracts - TCA	0	0	0	0	0	300,000	0	0	0	0	300,000
Total	0	0	0	0	0	300,000	0	0	0	0	300,000
<b>Revenues</b>											
169 Pay As You Go - Capital Reserve	0	0	0	0	0	300,000	0	0	0	0	300,000
Total	0	0	0	0	0	300,000	0	0	0	0	300,000

<b>Related Projects</b>	<b>Historical Approved Budget</b>	<b>Operating Budget Impact</b>						
		<table border="1"> <tr> <td><b>Effective Date</b></td> <td>Unknown</td> <td><b>Exp/(Rev) FTE Impact</b></td> </tr> <tr> <td><b>Description</b></td> <td>Ongoing Maintenance</td> <td>0 0</td> </tr> </table>	<b>Effective Date</b>	Unknown	<b>Exp/(Rev) FTE Impact</b>	<b>Description</b>	Ongoing Maintenance	0 0
<b>Effective Date</b>	Unknown	<b>Exp/(Rev) FTE Impact</b>						
<b>Description</b>	Ongoing Maintenance	0 0						

<b>Year Identified</b>	<b>Start Date</b>	<b>Project Type for 2025</b>	<b>Project Lead</b>	<b>Est. Completion Date</b>
------------------------	-------------------	------------------------------	---------------------	-----------------------------

2018	October 1, 2020	Growth: 0.0 % Maintenance: 0.0 %	Cole Nadalin	TBD`
------	-----------------	-------------------------------------	--------------	------



# Project Version Summary

<b>Project #</b>	FIN-001-14	<b>Service Area</b>	Finance & City Treasurer
<b>Budget Year</b>	2025	<b>Department</b>	Financial Planning
<b>Asset Type</b>	Unassigned	<b>Division</b>	Financial Planning
<b>Title</b>	Development Charges Study and Bylaw Update		
<b>Budget Status</b>	Mayor's Recommended Budget		
<b>Major Category</b>	Community & Economic Development		
<b>Wards</b>	City Wide		
<b>Version Name</b>	Main (Active)		

<b>Project Description</b>	To update Development Charges Study and Bylaw every 5 years.
----------------------------	--

<b>Version Description</b>	The City-wide DC Background Study & Bylaw requires updating every 5 years. A new study is currently under review and will be updated in 2025.
----------------------------	---

<b>Project Comments/Reference</b>	<b>Version Comments</b>
7183004	

<b>Project Detailed Forecast</b>											
<b>GL Account</b>	<b>2025</b>	<b>2026</b>	<b>2027</b>	<b>2028</b>	<b>2029</b>	<b>2030</b>	<b>2031</b>	<b>2032</b>	<b>2033</b>	<b>2034</b>	<b>Total</b>
<b>Expenses</b>											
5410 Construction Contracts - TCA	0	0	0	0	60,000	60,000	0	0	75,000	75,000	270,000
Total	0	0	0	0	60,000	60,000	0	0	75,000	75,000	270,000
<b>Revenues</b>											
121 Dev Chg - General	0	0	0	0	60,000	60,000	0	0	75,000	75,000	270,000
Total	0	0	0	0	60,000	60,000	0	0	75,000	75,000	270,000

<b>Related Projects</b>	<b>Historical Approved Budget</b>				<b>Operating Budget Impact</b>		
	<b>Year</b>	<b>Total Expense</b>	<b>Revenue</b>		<b>Effective Date</b>	<b>Unknown</b>	<b>Exp/(Rev) FTE Impact</b>
			<b>Net City Cost</b>	<b>Subsidies</b>	<b>Description</b>		0 0
	2014	40,000	40,000	0	No Operating Budget Impact		
	2015	40,000	40,000	0			
	2018	120,000	120,000	0			
	2019	40,000	40,000	0			
	2020	40,000	40,000	0			
	2024	50,000	50,000	0			

<b>Year Identified</b>	<b>Start Date</b>	<b>Project Type for 2025</b>	<b>Project Lead</b>	<b>Est. Completion Date</b>
2016	January 1, 2018	Growth: 0.0 % Maintenance: 0.0 %	Tony Ardovini	Ongoing

## 2025 Mayor's Recommended Capital Budget



### Human & Health Services



# Project Version Summary

<b>Project #</b>	HCS-001-07	<b>Service Area</b>	Human & Health Services
<b>Budget Year</b>	2025	<b>Department</b>	Housing & Children's Services
<b>Asset Type</b>	Unassigned	<b>Division</b>	Housing Services
<b>Title</b>	City Housing Reserve Fund		
<b>Budget Status</b>	Mayor's Recommended Budget		
<b>Major Category</b>	Community & Economic Development		
<b>Wards</b>	City Wide		
<b>Version Name</b>	Main (Active)		

## Project Description

Windsor and Essex County Social Housing units represent over 7,900 housing units in the region with an estimated value of \$500 million and yearly operating budgets of \$70 million. These units are a vital and valuable resource to the community. Many of the projects have been part of this community for many years, are aging and require significant renewal.

In early 2019, as part of the 2018 Year-end Operating Budget Variance Report, Council approved the establishment of a new Reserve Fund entitled the City Housing Reserve Fund (216). This fund was created to retain 100% City funded contributions for the purposes of funding future Social and Affordable Housing costs. The current available balance after Council approved commitments at Sept 30, 2024 is approximately \$858,826.

Prudent business practice would indicate that the Service Manager has a duty to ensure that funds are available to deal with both expected and unexpected events that arise within the social housing portfolio. The County of Essex would share approx. 36.07% of capital expenditures incurred based on the current arbitrated weighted assessment formula.

## Version Description

Based on industry and MMAH originally established capital fund allowances, the current reserve fund balance is inadequate. It is expected that the future net capital requirements of the Windsor Essex social housing providers (i001-07ncluding CHC) will be in excess of the capital funds currently held by providers. As such, the providers will (and have been) approaching the City for assistance. At present, it is estimated that total capital reserve fund balances held by Windsor Essex providers are approximately \$13M to \$14M. It should be noted that of the 32 housing providers, a number have little or no capital reserve balances and a large number would not have enough funding should a major capital repair be required. The extent of the capital asset repairs will continue to grow and affect overall building condition, poor building conditions lead to increased chances for loss/decommissioning of social housing units and increases the chances the City will not be in a position to meet their provincially mandated rent geared-to-income service level standards.

In June 2020, Housing Services released RFP 97-20 Social Housing Business Process and Asset Management Review funded under the Community Housing Renewal Strategy (CHRS) – Canada Ontario Community Housing Initiative (COCHI) program allocation. This RFP was undertaken to hire a consultant to conduct a fulsome review for the federal and social housing providers under the Housing Services Act, 2011. A portion of this work included asset management services, including building condition audits and assessments of significant building repairs required in the short, medium and long term. The contract, awarded to Pretium Engineering Inc., was completed in March 2022. The BCA's completed for 32 non-profit social housing providers (excluding Windsor Essex Community Housing Corporation) identified estimated capital needs over the next 30 years. The consultant's Rollup Report identified projected capital needs for the period 2022-2026 (5-year) of \$ 43.5 million. For the 2022-year, capital repair needs of \$12.6 million were identified. Of this amount \$3.8 million was deemed critical. Although there are some upper-level government funding streams such as the Canada Ontario Community Housing Initiative (COCHI) and the Ontario Priorities Housing Initiative (OPHI) the annual funding streams received under these programs does not adequately fund the required repairs resulting in a repair deficit that will require alternate funding sources. For 2023-2024 and 2024-25, the capital repair requests for funding under COCHI and OPHI exceeded \$11.5 million. In fact, the average annual allocation under previous housing programs as compared to the allocation provided under COCHI and OPHI has been reduced annually at a time when housing affordability and pressures are at an all time high.

## Project Comments/Reference

City Housing Reserve Fund 216

## Version Comments

Only the City of Windsor contributes to this project up front (Fund 216). The County of Essex will contribute their share as expenses occur.



Project Detailed Forecast											
GL Account	2025	2026	2027	2028	2029	2030	2031	2032	2033	2034	Total
<b>Expenses</b>											
5410 Construction Contracts - TCA	0	0	0	600,000	600,000	600,000	3,000,000	3,000,000	3,000,000	2,340,000	13,140,000
Total	0	0	0	600,000	600,000	600,000	3,000,000	3,000,000	3,000,000	2,340,000	13,140,000
<b>Revenues</b>											
169 Pay As You Go - Capital Reserve	0	0	0	600,000	600,000	600,000	3,000,000	3,000,000	3,000,000	2,340,000	13,140,000
Total	0	0	0	600,000	600,000	600,000	3,000,000	3,000,000	3,000,000	2,340,000	13,140,000
<b>Related Projects</b>		<b>Historical Approved Budget</b>				<b>Operating Budget Impact</b>					
				<b>Revenue</b>		<b>Effective Date</b> Unknown		<b>Exp/(Rev)</b>		<b>FTE Impact</b>	
		<b>Year</b>	<b>Total Expense</b>	<b>Net City Cost</b>	<b>Subsidies</b>	<b>Description</b>		0		0	
		2010	294,000	200,000	94,000	No operating budget impact.					
		2019	1,000,000	1,000,000	0						
		2022	1,250,000	1,250,000	0						
		2023	1,250,000	1,250,000	0						
		2024	312,163	312,163	0						
<b>Year Identified</b>	<b>Start Date</b>	<b>Project Type for 2025</b>		<b>Project Lead</b>		<b>Est. Completion Date</b>					
2007	January 1, 2019	Growth: 0.0 % Maintenance: 0.0 %		Mike Deimling		Ongoing`					



# Project Version Summary

<b>Project #</b>	HCS-001-14	<b>Service Area</b>	Human & Health Services
<b>Budget Year</b>	2025	<b>Department</b>	Housing & Children's Services
<b>Asset Type</b>	Unassigned	<b>Division</b>	Housing Services
<b>Title</b>	Windsor Essex Community Housing Corporation Capital Repair and Renewal		
<b>Budget Status</b>	Mayor's Recommended Budget		
<b>Major Category</b>	Agencies, Boards and Committees (ABC's)		
<b>Wards</b>	City Wide		
<b>Version Name</b>	Main (Active)		

<b>Project Description</b>	
<p>Windsor Essex Community Housing Corporation (CHC) Repair and Renewal application under the National Housing Strategy Co-Investment Fund through Canada Mortgage and Housing Corporation (CMHC). The National Housing Co-Investment Fund Repair and Renewal Stream is dedicated to the preservation and renewal of the existing community and affordable housing stock. In order to leverage the Federal funding under the Repair and Renewal program projects must have support from another level of government (such as municipalities, Provinces and/or Territories, Indigenous Government) to ensure a coordination of investments.</p> <p>The County of Essex would share approximately 36% of capital expenditures incurred based on the current arbitrated weighted assessment formula. This approved amount will form part of the City's contribution to support the application under the Repair and Renewal Stream of funding.</p>	
<b>Version Description</b>	
<b>Project Comments/Reference</b>	<b>Version Comments</b>
7219001 Reserve Account 1742	COMMITMENTS: CR15/2021, C 191/2020: 2025 F169 \$2,000,000 & \$1,105,730 in County Costs

<b>Project Detailed Forecast</b>											
<b>GL Account</b>	<b>2025</b>	<b>2026</b>	<b>2027</b>	<b>2028</b>	<b>2029</b>	<b>2030</b>	<b>2031</b>	<b>2032</b>	<b>2033</b>	<b>2034</b>	<b>Total</b>
<b>Expenses</b>											
4565 Capital Grants	6,337,173	8,001,381	10,209,130	11,832,812	5,340,642	5,340,642	5,340,642	3,379,777	0	0	55,782,199
Total	6,337,173	8,001,381	10,209,130	11,832,812	5,340,642	5,340,642	5,340,642	3,379,777	0	0	55,782,199
<b>Revenues</b>											
169CF Committed Funding	2,000,000	0	0	0	0	0	0	0	0	0	2,000,000
221 Service Sustainability Investm	0	258,726	422,558	5,340,642	5,340,642	5,340,642	5,340,642	3,379,777	0	0	25,423,629
6340 Net County Cost	2,284,089	5,689,571	7,733,488	4,439,086	0	0	0	0	0	0	20,146,234
7058 TRANSFER From Reserve Account	2,053,084	2,053,084	2,053,084	2,053,084	0	0	0	0	0	0	8,212,336
Total	6,337,173	8,001,381	10,209,130	11,832,812	5,340,642	5,340,642	5,340,642	3,379,777	0	0	55,782,199

Related Projects		Historical Approved Budget			Operating Budget Impact	
			Revenue			
	<b>Year</b>	<b>Total Expense</b>	<b>Net City Cost</b>	<b>Subsidies</b>		
	2018	2,252,800	1,500,000	752,800		
	2021	3,506,693	202,494	3,304,199		
	2022	7,435,523	2,796,500	4,639,023		
	2023	3,200,000	0	3,200,000		
	2024	3,276,469	0	3,276,469		
Year Identified	Start Date	Project Type for 2025	Project Lead	Est. Completion Date		
2014	January 1, 2019	Growth: 100.0 % Maintenance: 0.0 %	Mike Deimling/Diane Wilson/Kirk Whittal	Ongoing`		



# Project Version Summary

<b>Project #</b>	HCS-001-23	<b>Service Area</b>	Human & Health Services
<b>Budget Year</b>	2025	<b>Department</b>	Housing & Children's Services
<b>Asset Type</b>	Unassigned	<b>Division</b>	Housing Services
<b>Title</b>	H4 Housing Hub		
<b>Budget Status</b>	Mayor's Recommended Budget		
<b>Major Category</b>	Community & Economic Development		
<b>Wards</b>	Ward 3		
<b>Version Name</b>	Main (Active)		

**Project Description**

In September 2022, City Council approved the recommendations in CR390/2022 which provided Administration the authority to engage with Real Estate Services to explore and identify potential sites related to the creation of the Housing Hub as well as providing the CAO and City Clerk authority to enter into agreements to complete any feasibility work, where the costs do not exceed the amount allocated under Capital Project 7221048 – H4 Housing Hub (HC-001-22).

**Version Description**

Through engagement with a consultant in 2022, anticipated cost projections for both professional services and construction of the Housing Hub from 2023- 2033 were estimated to be \$59,847,069 (not including other financing costs). With updated modelling based on current cost estimates per square foot (\$650 - \$700 per sq ft), it is expected that the cost of the Housing Hub will be approximately \$98,000,000. These cost estimates will likely change in the future with inflation thereby further changing the estimated Housing Hub cost. There are also unknown anticipated construction costs related to the legislative amendments under O Reg. 406/19: On-Site and Excess Soil Management. Administration is also actively negotiating with the property owner of 700 Wellington to settle outside of the expropriation process. The property owner has requested an updated valuation based on “highest and best use” which could significantly impact the land acquisition price.

In total, these costs will exceed the previously approved capital allocation of \$20M.

The remaining costs related to construction will be determined once land has been acquired and an RFP for conceptual design and construction tendering is completed in 2025-2026. Additional cost-sharing will be sought through requests and applications for capital funding to upper levels of government. There is a risk that without additional municipal funding contributions at this time, that Administration may not be able to continue the preliminary work needed to ensure the property is acquired, remediated and shovel ready.

Project Comments/Reference	Version Comments
7221048	COMMITMENTS: December 9th, 2024 In-Camera: 2026 F221 \$2,500,000, 2026 F221 \$2,581,916, 2027 F221 \$4,918,084

Project Detailed Forecast											
GL Account	2025	2026	2027	2028	2029	2030	2031	2032	2033	2034	Total
<b>Expenses</b>											
5410 Construction Contracts - TCA	0	5,081,916	5,718,084	8,690,938	509,062	0	0	250,000	250,000	0	20,500,000
Total	0	5,081,916	5,718,084	8,690,938	509,062	0	0	250,000	250,000	0	20,500,000
<b>Revenues</b>											
169 Pay As You Go - Capital Reserve	0	0	800,000	8,690,938	509,062	0	0	250,000	250,000	0	10,500,000
221CF Committed Funding	0	5,081,916	4,918,084	0	0	0	0	0	0	0	10,000,000
Total	0	5,081,916	5,718,084	8,690,938	509,062	0	0	250,000	250,000	0	20,500,000

Related Projects		Historical Approved Budget		Operating Budget Impact
Year Identified	Start Date	Project Type for 2025	Project Lead	Est. Completion Date
2023	January 1, 2022	Growth: 0.0 % Maintenance: 0.0 %	Kirk Whittal	Ongoing`



# Project Version Summary

<b>Project #</b>	HCS-002-23	<b>Service Area</b>	Human & Health Services
<b>Budget Year</b>	2025	<b>Department</b>	Housing & Children's Services
<b>Asset Type</b>	Unassigned	<b>Division</b>	Housing Services
<b>Title</b>	Windsor Essex Community Housing Corporation Capital Improvements		
<b>Budget Status</b>	Mayor's Recommended Budget		
<b>Major Category</b>	Agencies, Boards and Committees (ABC's)		
<b>Wards</b>	City Wide		
<b>Version Name</b>	Main (Active)		

**Project Description**

This capital project has been established to track the on-going portion of funding related to capital repairs for Windsor Essex Community Housing Corporation (CHC). A portion of the funds received are part of the Council approved Operating Budget. In addition, approved requests for additional capital repair funding periodically submitted by CHC will form part of this Capital Project.

**Version Description**

As part of the City of Windsor's Operating Budget, CHC currently receives approximately \$3.2 million annually for capital projects and infrastructure upgrades for the Public Housing and Non-Profit Family Housing portfolios. CHC's Public Housing portfolio is aging and over a number of years, capital budget requests for additional funding related to capital repairs have been submitted to the City for approval. As part of the approval of CHC's application under the Canada Mortgage and Housing Corporation (CMHC) – Co-Investment Fund – Repair and Renewal Stream (Project # - HCS-001-14), the yearly approved amount of \$ 3.2 million has been committed until 2028. Effective 2029 this base budget funding of \$3.2 million yearly will be included in this new capital project.

In addition to this annual funding of \$3.2 million, provisional approval has been granted for a one-time incremental funding amount of \$2,567,999 Gross in year 2033 (for a total of \$5,767,999 Gross in 2033) and for another one-time incremental funding amount of \$4,033,306 Gross in year 2034 (for a total of \$7,233,306 Gross in 2034). All gross dollar amounts are cost shared between the City and the County based upon an arbitrated weighted average assessment formula.

CHC has estimated that post 2028, when the Co-Investment Project (Repair & Renewal – HCS-001-14) is complete in 2028, the annual cost to maintain the stock at a 10% BCI would be approximately \$20 million annually.

<b>Project Comments/Reference</b>	<b>Version Comments</b>

<b>Project Detailed Forecast</b>											
GL Account	2025	2026	2027	2028	2029	2030	2031	2032	2033	2034	Total
<b>Expenses</b>											
4565 Capital Grants	0	0	0	0	3,200,000	3,200,000	3,200,000	3,200,000	5,767,999	7,233,306	25,801,305
Total	0	0	0	0	3,200,000	3,200,000	3,200,000	3,200,000	5,767,999	7,233,306	25,801,305
<b>Revenues</b>											
221 Service Sustainability Investm	0	0	0	0	0	0	0	0	1,641,799	2,578,613	4,220,412
6340 Net County Cost	0	0	0	0	1,154,144	1,154,144	1,154,144	1,154,144	2,080,344	2,608,837	9,305,757
7058 TRANSFER From Reserve Account	0	0	0	0	2,045,856	2,045,856	2,045,856	2,045,856	2,045,856	2,045,856	12,275,136
Total	0	0	0	0	3,200,000	3,200,000	3,200,000	3,200,000	5,767,999	7,233,306	25,801,305

Related Projects		Historical Approved Budget		Operating Budget Impact
Year Identified	Start Date	Project Type for 2025	Project Lead	Est. Completion Date
2023	January 1, 2029	Growth: 0.0 % Maintenance: 0.0 %	Kirk Whittal / Diane Wilson	Ongoing`



# Project Version Summary

<b>Project #</b>	HLD-001-11	<b>Service Area</b>	Human & Health Services
<b>Budget Year</b>	2025	<b>Department</b>	Huron Lodge
<b>Asset Type</b>	Unassigned	<b>Division</b>	Nursing & Personal Care
<b>Title</b>	Huron Lodge Point of Care Technology Implementation and upgrades including Wireless and Wired Care		
<b>Budget Status</b>	Mayor's Recommended Budget		
<b>Major Category</b>	Corporate Technology		
<b>Wards</b>	Ward 1		
<b>Version Name</b>	Main (Active)		

## Project Description

- To install wireless technology throughout the home and implement wireless/wired equipment that will facilitate entry of health care data into a clinical health record software and enhance business practices and resident continuity of services.
- To achieve this, access points would have to be installed throughout each floor to ensure appropriate wireless coverage based on Information Technology's assessment.
- Some additional hardware such as wiring and server for security is required.
- Purchase of additional module (point of care-POC) from the clinical software to allow for wireless entry.
- Purchase of additional clinical software licenses to allow for more users on the system.
- Purchase of wireless and wired computerized equipment for point of care (POC) entry as well as the mounting hardware required.

## Version Description

As part of the agreement for Medical Pharmacies Group to provide pharmacy services at Huron Lodge, the proponent will give an annual life enhancement. Huron Lodge chooses to use the funds for technology in the home to support resident care. This includes medication safety technology, point of care technology, all softwares and hardwares for resident care including bluetooth vitals technology and any technology advancements to allow integration of healthcare data. At the time of implementing any technology, should access points, electrical, or building envelope repairs, replacements or upgrades be required, this project may fund those costs.

Funding from Medical Pharmacies Group is \$82,000 annually and deposited into this project.

This project may be used for the purchase of tablets for Point of care

Heavy Workload Temporary Staff Dollars for Implementation Oversight, Business Process Development, Training, Project Management

2027- Equipment replacement estimated life 7 years

2031- Software / Upgrade Replacement includes software implementation costs, training, and heavy workload staff oversight and business process development, project management

2035 - Equipment and Software replacement estimated life 7 years

## Project Comments/Reference

7135002

## Version Comments

## Project Detailed Forecast

GL Account	2025	2026	2027	2028	2029	2030	2031	2032	2033	2034	Total
<b>Expenses</b>											
2980 Contracted Services	0	0	0	0	0	0	500,000	0	0	0	500,000
5125 Computers - PCs	0	0	100,000	0	0	0	0	0	0	0	100,000
Total	0	0	100,000	0	0	0	500,000	0	0	0	600,000
<b>Revenues</b>											
221 Service Sustainability Investm	0	0	100,000	0	0	0	500,000	0	0	0	600,000
Total	0	0	100,000	0	0	0	500,000	0	0	0	600,000



Related Projects		Historical Approved Budget			Operating Budget Impact		
		Revenue			Effective Date Unknown		
Year	Total Expense	Net City Cost	Subsidies	Description	Exp/(Rev)	FTE Impact	
2019	78,000	78,000	0	WIFI I.T. maintenance fee (Annual) access points	0	0	
2023	100,000	100,000	0	Software Subscription (Annual)			
Year Identified	Start Date	Project Type for 2025	Project Lead	Est. Completion Date			
2011	January 1, 2017	Growth: 0.0 % Maintenance: 0.0 %	Lauren Meyer	Ongoing`			



# Project Version Summary

<b>Project #</b>	HLD-001-12	<b>Service Area</b>	Human & Health Services
<b>Budget Year</b>	2025	<b>Department</b>	Huron Lodge
<b>Asset Type</b>	Unassigned	<b>Division</b>	Nursing & Personal Care
<b>Title</b>	Huron Lodge Nursing Equipment Replacement Program		
<b>Budget Status</b>	Mayor's Recommended Budget		
<b>Major Category</b>	Corporate Property Infrastructure		
<b>Wards</b>	Ward 1		
<b>Version Name</b>	Main (Active)		

<b>Project Description</b>
----------------------------

To provide a capital project for replacement of nursing equipment from a risk management prospective to address the safety and security of residents, staff and visitors and ensure all nursing equipment meets manufacturer requirements as outlined in the Fixing Long-Term Care Act.

Based on discussions with the supplier and manufacturer's recommendation and repair history, equipment is replaced as required. Some of this equipment is already replaced. Each of the 7 spa rooms have tubs and equipment projected to be replaced when operationally feasible before catastrophic failure.

<b>Version Description</b>
----------------------------

More residents require high acuity care with more challenging medical conditions and decreased mobility that require frequent support from staff and the use of this equipment. Thus, more equipment units and any associated accessories including but not limited to batteries and slings are required for staff to provide direct care and an increased usage of each unit may lead to replacement sooner than the life expectancy.

Floor Lift replacement program (8-10 years - life expectancy)  
 Alenti/Miranti bath/Tornado/shower chair replacement program - (8-10 years - life expectancy)  
 Shower/ Tub replacement and necessary surrounding building envelope upgrades to the spa room which are required in order to retrofit the new equipment. This may include but not be limited any or all building envelope repairs required to plumbing, tiling repair, electrical to implement equipment replacement.  
 Equipment for storage and Carts including hoppers and bed pan washers.  
 Diagnostic equipment and vital sign machines are required for direct care.  
 Some of this equipment is already replaced and equipment equipment assessments are ongoing.

<b>Project Comments/Reference</b>	<b>Version Comments</b>
7199000	

<b>Project Detailed Forecast</b>
----------------------------------

GL Account	2025	2026	2027	2028	2029	2030	2031	2032	2033	2034	Total
<b>Expenses</b>											
5110 Machinery & Equipment - TCA	50,000	75,000	75,000	200,000	200,000	200,000	200,000	85,000	260,000	0	1,345,000
Total	50,000	75,000	75,000	200,000	200,000	200,000	200,000	85,000	260,000	0	1,345,000
<b>Revenues</b>											
221 Service Sustainability Investm	50,000	75,000	75,000	200,000	200,000	200,000	200,000	85,000	260,000	0	1,345,000
Total	50,000	75,000	75,000	200,000	200,000	200,000	200,000	85,000	260,000	0	1,345,000

Related Projects		Historical Approved Budget			Operating Budget Impact				
		Year	Total Expense	Revenue		Effective Date	Unknown	Exp/(Rev)	FTE Impact
				Net City Cost	Subsidies				
		2019	150,000	150,000	0				
		2020	150,000	150,000	0				
		2021	150,000	150,000	0				
		2022	450,000	450,000	0				
		2023	50,000	50,000	0				
		2024	50,000	50,000	0				
Year Identified	Start Date	Project Type for 2025		Project Lead	Est. Completion Date				
2012	January 1, 2019	Growth: 0.0 % Maintenance: 100.0 %		Lauren Meyer	Ongoing`				



# Project Version Summary

<b>Project #</b>	HLD-001-15	<b>Service Area</b>	Human & Health Services
<b>Budget Year</b>	2025	<b>Department</b>	Huron Lodge
<b>Asset Type</b>	Unassigned	<b>Division</b>	Nursing & Personal Care
<b>Title</b>	Huron Lodge Ceiling Mounted Resident Lift Replacement Program		
<b>Budget Status</b>	Mayor's Recommended Budget		
<b>Major Category</b>	Corporate Property Infrastructure		
<b>Wards</b>	Ward 1		
<b>Version Name</b>	Main (Active)		

**Project Description**  
 To provide a capital program for the replacement of ceiling lifts, from a risk management prospective, to address the safety and security of residents and ensure all nursing equipment meets the manufacturer requirements as outlined in the Long Term Care Homes Act (2007).

**Version Description**  
 This project is for the replacement of the 199 ceiling lifts within Huron Lodge. This is a phased-in project to accommodate one resident home area per year at approximately \$120,000 for 32 lifts. The cost does not include the ceiling track but only the motor and labour. This project also funds the associated accessories to the ceiling lifts such as batteries and slings. The cost is for ceiling lifts in the resident rooms and spa rooms. The ceiling tracks may be required to be replaced in future years. When required, analysis of the ceiling, building structure and track will be completed in conjunction with the facilities department and any additional funds required may be funded from this replacement program if available.  
 The ceiling lifts and any associated accessories required located in the tub rooms will be replaced when the showers and tubs are replaced as part of HLD-001-12 (HL nursing equipment replacement program). Depending on the new tub, the lift associated with the tub may vary and any building envelope upgrades or repairs required in order to retrofit the new equipment may be funded from the project.

Project Comments/Reference	Version Comments
7199001	

Project Detailed Forecast		2025	2026	2027	2028	2029	2030	2031	2032	2033	2034	Total
<b>GL Account</b>												
<b>Expenses</b>												
5110	Machinery & Equipment - TCA	110,000	120,000	120,000	110,000	0	0	115,000	115,000	100,000	0	790,000
	Total	110,000	120,000	120,000	110,000	0	0	115,000	115,000	100,000	0	790,000
<b>Revenues</b>												
221	Service Sustainability Investm	110,000	120,000	120,000	110,000	0	0	115,000	115,000	100,000	0	790,000
	Total	110,000	120,000	120,000	110,000	0	0	115,000	115,000	100,000	0	790,000

Related Projects		Historical Approved Budget			Operating Budget Impact				
		Year	Total Expense	Revenue		Effective Date	Unknown	Exp/(Rev)	FTE Impact
				Net City Cost	Subsidies				
		2019	115,000	115,000	0				
		2020	200,000	200,000	0				
		2021	200,000	200,000	0				
		2022	100,000	100,000	0				
		2023	100,000	100,000	0				
		2024	100,000	100,000	0				
Year Identified	Start Date	Project Type for 2025		Project Lead	Est. Completion Date				
2015	January 1, 2019	Growth: 0.0 % Maintenance: 100.0 %		Lauren Meyer	Ongoing`				



# Project Version Summary

<b>Project #</b>	HLD-002-15	<b>Service Area</b>	Human & Health Services
<b>Budget Year</b>	2025	<b>Department</b>	Huron Lodge
<b>Asset Type</b>	Unassigned	<b>Division</b>	Nursing & Personal Care
<b>Title</b>	Huron Lodge Resident Monitoring & Nurse Bedside Call System		
<b>Budget Status</b>	Mayor's Recommended Budget		
<b>Major Category</b>	Corporate Technology		
<b>Wards</b>	Ward 1		
<b>Version Name</b>	Main (Active)		

<b>Project Description</b>												
This project allows for a safe and secure environment for the residents of Huron Lodge. This project replaces all equipment required for the resident monitoring, security and access throughout the home property including the bedside call system, addresses risk management and the safety and security of all residents indoors and outdoors.												
<b>Version Description</b>												
The current Watchmate and call bell system requires updates. This project includes parts and labour and software and hardware required to support the Nurse Call Bell system and the watchmate system.												
This project also includes the implementation of a secured outdoor area for all residents to use. Currently there is no common outdoor secure area for residents. Due to increased resident population with dementia this would limit the health and safety risks which exist. Fencing, accessible walkway, modest shade gazebo, benches, Watchmate secured. Updates allow for fundamental communication components in responding to resident needs.												
2025-2027- Equipment, Hardware and Software expenses related to upkeep of home safety and security including but not limited to any modifications to doors inside or outside to complement the Watchmate and call bell system care.												
2029-Complete Replacement or Major upgrade depending on technological changes												
As resident population changes with increased dementia introduction of new technology to support safety of residents will be implemented.												
Any repairs / upgrades replacement to the building envelope may be funded from this project should funds be available.												
<b>Project Comments/Reference</b>						<b>Version Comments</b>						
7191032												
<b>Project Detailed Forecast</b>												
<b>GL Account</b>	<b>2025</b>	<b>2026</b>	<b>2027</b>	<b>2028</b>	<b>2029</b>	<b>2030</b>	<b>2031</b>	<b>2032</b>	<b>2033</b>	<b>2034</b>	<b>Total</b>	
<b>Expenses</b>												
5110 Machinery & Equipment - TCA	25,000	20,000	20,000	0	120,000	0	20,000	20,000	300,000	90,000	615,000	
Total	25,000	20,000	20,000	0	120,000	0	20,000	20,000	300,000	90,000	615,000	
<b>Revenues</b>												
221 Service Sustainability Investm	25,000	20,000	20,000	0	120,000	0	20,000	20,000	300,000	90,000	615,000	
Total	25,000	20,000	20,000	0	120,000	0	20,000	20,000	300,000	90,000	615,000	

Related Projects		Historical Approved Budget				Operating Budget Impact			
		Year	Total Expense	Revenue		Effective Date	Unknown	Exp/(Rev)	FTE Impact
				Net City Cost	Subsidies				
		2018	100,000	100,000	0				
		2019	25,000	25,000	0				
		2021	20,000	20,000	0				
Year Identified	Start Date	Project Type for 2025		Project Lead		Est. Completion Date			
2015	January 1, 2019	Growth: 0.0 % Maintenance: 100.0 %		Lauren Meyer		Ongoing`			



# Project Version Summary

<b>Project #</b>	HLD-001-17	<b>Service Area</b>	Human & Health Services
<b>Budget Year</b>	2025	<b>Department</b>	Huron Lodge
<b>Asset Type</b>	Unassigned	<b>Division</b>	Nutrition & Dietary Services
<b>Title</b>	Huron Lodge Dietary Servery and Cafe Updates and Equipment Replacement		
<b>Budget Status</b>	Mayor's Recommended Budget		
<b>Major Category</b>	Corporate Property Infrastructure		
<b>Wards</b>	Ward 1		
<b>Version Name</b>	Main (Active)		

**Project Description**

Huron Lodge has 7 server/pantry areas and dining rooms within the building which was built in 2007. Each servery and dining room is located within each resident home area in which 32 residents live. The servery is where the staff members do small food preparation work and food is kept warm or cold. Staff pick up the meals from the servery to deliver to the dining room.

Each servery includes the following equipment: 1 reach-in fridge, industrial microwave, steam table, cold food table, rotary toaster and small toaster. Each servery has a pantry, cupboards and counter top. It is estimated at this time that each servery including its equipment will require updating. Wear and tear is already prevalent with the countertops chipping and are susceptible to mold.

The café is located on the main floor and will also require equipment pieces / minor updates such as countertops to be prioritized.

**Version Description**

The following equipment/updates are required to be replaced when the server/pantry/cafe is updated. Equipment in these areas includes but is not limited to Microwave, steam table, cold table, rotary toaster, multiple use oven, ice machines, garburator, hot water dispenser, small dishmachine, various food carts, stainless steel countertop installation. This project may include necessary surrounding building envelope upgrades to the area which are required in order to retrofit the new equipment which may include but not limited to plumbing, electrical, wall repair/protection, flooring.

Project Comments/Reference	Version Comments
7219017	

Project Detailed Forecast		2025	2026	2027	2028	2029	2030	2031	2032	2033	2034	Total
<b>GL Account</b>												
<b>Expenses</b>												
5111	Machinery & Equipment -Non TCA	35,000	50,000	50,000	40,000	0	50,000	50,000	0	0	60,000	335,000
	Total	35,000	50,000	50,000	40,000	0	50,000	50,000	0	0	60,000	335,000
<b>Revenues</b>												
221	Service Sustainability Investm	35,000	50,000	50,000	40,000	0	50,000	50,000	0	0	60,000	335,000
	Total	35,000	50,000	50,000	40,000	0	50,000	50,000	0	0	60,000	335,000

Related Projects	Historical Approved Budget				Operating Budget Impact			
	Year	Total Expense	Revenue		Effective Date	Unknown	Exp/(Rev)	FTE Impact
			Net City Cost	Subsidies				
	2021	35,000	35,000	0			0	0
	2022	35,000	35,000	0				
	2023	35,000	35,000	0				
	2024	35,000	35,000	0				
	Description: reorganizing operations during off peak hours							



Year Identified	Start Date	Project Type for 2025	Project Lead	Est. Completion Date
2017	January 1, 2021	Growth: 0.0 % Maintenance: 100.0 %	Cathy Harris	Ongoing`



# Project Version Summary

<b>Project #</b>	HLD-001-24	<b>Service Area</b>	Human & Health Services
<b>Budget Year</b>	2025	<b>Department</b>	Huron Lodge
<b>Asset Type</b>	Unassigned	<b>Division</b>	Nutrition & Dietary Services
<b>Title</b>	Huron Lodge Kitchen Renovation		
<b>Budget Status</b>	Mayor's Recommended Budget		
<b>Major Category</b>	Corporate Property Infrastructure		
<b>Wards</b>	Ward 1		
<b>Version Name</b>	Main (Active)		

<b>Project Description</b>												
This project is required to renovate the main kitchen area including adjacent dry storage, hallways, walk in refrigerator/freezer units specifically replacing flooring and wall protection/coverings. This may include any building envelope repairs/replacement that are required as a result of renovating the main kitchen and surrounding areas specified above.												
<b>Version Description</b>												
<b>Project Comments/Reference</b>												
<b>Version Comments</b>												
<b>Project Detailed Forecast</b>												
<b>GL Account</b>	<b>2025</b>	<b>2026</b>	<b>2027</b>	<b>2028</b>	<b>2029</b>	<b>2030</b>	<b>2031</b>	<b>2032</b>	<b>2033</b>	<b>2034</b>	<b>Total</b>	
<b>Expenses</b>												
5410 Construction Contracts - TCA	0	0	0	0	0	0	0	0	0	505,000	505,000	
Total	0	0	0	0	0	0	0	0	0	505,000	505,000	
<b>Revenues</b>												
221 Service Sustainability Investm	0	0	0	0	0	0	0	0	0	505,000	505,000	
Total	0	0	0	0	0	0	0	0	0	505,000	505,000	
<b>Related Projects</b>												
<b>Historical Approved Budget</b>												
<b>Operating Budget Impact</b>												
<b>Year Identified</b>	<b>Start Date</b>	<b>Project Type for 2025</b>		<b>Project Lead</b>			<b>Est. Completion Date</b>					
2024	March 1, 2034	Growth: 0.0 % Maintenance: 0.0 %		Rob Shelton			2035`					



# Project Version Summary

<b>Project #</b>	HLD-002-12	<b>Service Area</b>	Human & Health Services
<b>Budget Year</b>	2025	<b>Department</b>	Huron Lodge
<b>Asset Type</b>	Unassigned	<b>Division</b>	Nutrition & Dietary Services
<b>Title</b>	Huron Lodge Cooking and Food Preparation Equipment Replacement Program		
<b>Budget Status</b>	Mayor's Recommended Budget		
<b>Major Category</b>	Corporate Property Infrastructure		
<b>Wards</b>	Ward 1		
<b>Version Name</b>	Main (Active)		

<b>Project Description</b>
To ensure there is an efficient capital fund for the Dietary Services division of Huron Lodge that addresses risk management, quality assurance, and resident care as it relates to legislated food services.

<b>Version Description</b>
Establishment of a replacement program to purchase, upgrade, and or replace Dietary equipment for food storage & preparation equipment which must comply with the Ministry of Health and Long Term Care Act and Regulations as well as other legislated food service standards to ensure quality of food service to residents to maximize nutritional needs. Smallwares equipment such as smaller ovens, steamers, food preparation equipment, heating, food waste disposal processes, shelving and steam tables, have a life span of 8 – 10 years.

<b>Project Comments/Reference</b>	<b>Version Comments</b>
7183003	

<b>Project Detailed Forecast</b>												
<b>GL Account</b>	<b>2025</b>	<b>2026</b>	<b>2027</b>	<b>2028</b>	<b>2029</b>	<b>2030</b>	<b>2031</b>	<b>2032</b>	<b>2033</b>	<b>2034</b>	<b>Total</b>	
<b>Expenses</b>												
5111 Machinery & Equipment -Non TCA	42,000	45,000	45,000	0	0	50,000	50,000	100,000	0	0	332,000	
Total	42,000	45,000	45,000	0	0	50,000	50,000	100,000	0	0	332,000	
<b>Revenues</b>												
221 Service Sustainability Investm	42,000	45,000	45,000	0	0	50,000	50,000	100,000	0	0	332,000	
Total	42,000	45,000	45,000	0	0	50,000	50,000	100,000	0	0	332,000	

<b>Related Projects</b>	<b>Historical Approved Budget</b>				<b>Operating Budget Impact</b>		
	<b>Year</b>	<b>Total Expense</b>	<b>Revenue</b>		<b>Effective Date</b>	<b>Unknown</b>	<b>Exp/(Rev) FTE Impact</b>
			<b>Net City Cost</b>	<b>Subsidies</b>	<b>Description</b>		0 0
	2018	40,000	40,000	0	No Operating Budget Impact		
	2019	40,000	40,000	0			
	2021	40,000	40,000	0			
	2022	40,000	40,000	0			
	2023	40,000	40,000	0			

<b>Year Identified</b>	<b>Start Date</b>	<b>Project Type for 2025</b>	<b>Project Lead</b>	<b>Est. Completion Date</b>
2012	January 1, 2018	Growth: 0.0 % Maintenance: 100.0 %	Cathy Harris	Ongoing



# Project Version Summary

<b>Project #</b>	HLD-003-15	<b>Service Area</b>	Human & Health Services
<b>Budget Year</b>	2025	<b>Department</b>	Huron Lodge
<b>Asset Type</b>	Unassigned	<b>Division</b>	Nutrition & Dietary Services
<b>Title</b>	Huron Lodge Dish Machines and Industrial Kitchen Equipment		
<b>Budget Status</b>	Mayor's Recommended Budget		
<b>Major Category</b>	Corporate Property Infrastructure		
<b>Wards</b>	Ward 1		
<b>Version Name</b>	Main (Active)		

<b>Project Description</b>	To establish a capital project to replace the dish machines and other industrial equipment within the kitchen at Huron Lodge that addresses risk management, quality assurance, and resident care requirements. This equipment is used as part of Huron Lodge's infection control procedures offering industrial quality sanitation and cleaning practices.										
<b>Version Description</b>	To establish a project for the replacement of the dish machines and industrial kitchen equipment at Huron Lodge. This equipment has a life span of 8 - 10 years. Some equipment pieces were moved from the old building in 2007 and are still in working order but could fail at any time. Included in this project is the replacement of all kitchen industrial equipment / industrial storage units in the main kitchen. Equipment includes but not limited to hot carts, steamers, garburators, turbo wash pot/pan sink, ovens and hot tops and costs for plumbing/electrical during installation to be included.										
<b>Project Comments/Reference</b>	7183001			<b>Version Comments</b>							

<b>Project Detailed Forecast</b>											
GL Account	2025	2026	2027	2028	2029	2030	2031	2032	2033	2034	Total
<b>Expenses</b>											
5111 Machinery & Equipment -Non TCA	50,000	50,000	50,000	110,000	70,000	100,000	100,000	0	100,000	0	630,000
Total	50,000	50,000	50,000	110,000	70,000	100,000	100,000	0	100,000	0	630,000
<b>Revenues</b>											
221 Service Sustainability Investm	50,000	50,000	50,000	110,000	70,000	100,000	100,000	0	100,000	0	630,000
Total	50,000	50,000	50,000	110,000	70,000	100,000	100,000	0	100,000	0	630,000

<b>Related Projects</b>	<b>Historical Approved Budget</b>				<b>Operating Budget Impact</b>		
			<b>Revenue</b>		<b>Effective Date</b> Unknown		<b>Exp/(Rev) FTE Impact</b>
	<b>Year</b>	<b>Total Expense</b>	<b>Net City Cost</b>	<b>Subsidies</b>	<b>Description</b>	0 0	
	2018	80,000	80,000	0	No Operating Budget Impact		
	2019	95,000	95,000	0			
2021	110,000	110,000	0				
2023	40,000	40,000	0				

<b>Year Identified</b>	<b>Start Date</b>	<b>Project Type for 2025</b>	<b>Project Lead</b>	<b>Est. Completion Date</b>
2015	January 1, 2018	Growth: 0.0 % Maintenance: 100.0 %	Cathy Harris	Ongoing`



# Project Version Summary

<b>Project #</b>	HLD-004-15	<b>Service Area</b>	Human & Health Services
<b>Budget Year</b>	2025	<b>Department</b>	Huron Lodge
<b>Asset Type</b>	Unassigned	<b>Division</b>	Nutrition & Dietary Services
<b>Title</b>	Huron Lodge Refrigeration and Freezer Equipment Replacement		
<b>Budget Status</b>	Mayor's Recommended Budget		
<b>Major Category</b>	Corporate Property Infrastructure		
<b>Wards</b>	Ward 1		
<b>Version Name</b>	Main (Active)		

<b>Project Description</b>																																						
To establish a capital project for the replacement of the refrigeration and freezer equipment throughout the RHA servery, pantry, and main kitchen at Huron Lodge.																																						
<b>Version Description</b>																																						
Items requiring major repairs or replacing include 3 fridge walk-ins, 2 freezer walk-ins, and several fridges and freezers for the dietary (17 reach in refrigeration units, 6 reach in freezer units) and nursing areas (16 units) . Some units will be purchased new and others can be repaired through the purchase of compressors and motors.																																						
<b>Project Comments/Reference</b>						<b>Version Comments</b>																																
7183002																																						
<b>Project Detailed Forecast</b>																																						
<b>GL Account</b>	<b>2025</b>	<b>2026</b>	<b>2027</b>	<b>2028</b>	<b>2029</b>	<b>2030</b>	<b>2031</b>	<b>2032</b>	<b>2033</b>	<b>2034</b>	<b>Total</b>																											
<b>Expenses</b>																																						
5111 Machinery & Equipment -Non TCA	0	175,000	100,000	0	0	250,000	250,000	0	75,000	75,000	925,000																											
Total	0	175,000	100,000	0	0	250,000	250,000	0	75,000	75,000	925,000																											
<b>Revenues</b>																																						
221 Service Sustainability Investm	0	175,000	100,000	0	0	250,000	250,000	0	75,000	75,000	925,000																											
Total	0	175,000	100,000	0	0	250,000	250,000	0	75,000	75,000	925,000																											
<b>Related Projects</b>			<b>Historical Approved Budget</b>				<b>Operating Budget Impact</b>																															
			<table border="1"> <thead> <tr> <th rowspan="2">Year</th> <th rowspan="2">Total Expense</th> <th colspan="2">Revenue</th> </tr> <tr> <th>Net City Cost</th> <th>Subsidies</th> </tr> </thead> <tbody> <tr> <td>2018</td> <td>80,000</td> <td>80,000</td> <td>0</td> </tr> <tr> <td>2022</td> <td>175,000</td> <td>175,000</td> <td>0</td> </tr> </tbody> </table>				Year	Total Expense	Revenue		Net City Cost	Subsidies	2018	80,000	80,000	0	2022	175,000	175,000	0	<table border="1"> <thead> <tr> <th rowspan="2">Description</th> <th>Effective Date</th> <th>Unknown</th> <th>Exp/(Rev)</th> <th>FTE</th> <th>Impact</th> </tr> </thead> <tbody> <tr> <td>No Operating Budget Impact</td> <td></td> <td></td> <td>0</td> <td>0</td> <td>0</td> </tr> </tbody> </table>						Description	Effective Date	Unknown	Exp/(Rev)	FTE	Impact	No Operating Budget Impact			0	0	0
Year	Total Expense	Revenue																																				
		Net City Cost	Subsidies																																			
2018	80,000	80,000	0																																			
2022	175,000	175,000	0																																			
Description	Effective Date	Unknown	Exp/(Rev)	FTE	Impact																																	
	No Operating Budget Impact			0	0	0																																
<b>Year Identified</b>	<b>Start Date</b>	<b>Project Type for 2025</b>		<b>Project Lead</b>			<b>Est. Completion Date</b>																															
2015	January 1, 2018	Growth: 0.0 % Maintenance: 0.0 %		Cathy Harris			Ongoing`																															



# Project Version Summary

<b>Project #</b>	HLD-006-15	<b>Service Area</b>	Human & Health Services
<b>Budget Year</b>	2025	<b>Department</b>	Huron Lodge
<b>Asset Type</b>	Unassigned	<b>Division</b>	Nutrition & Dietary Services
<b>Title</b>	Huron Lodge Dietary Management System Maintenance		
<b>Budget Status</b>	Mayor's Recommended Budget		
<b>Major Category</b>	Corporate Technology		
<b>Wards</b>	Ward 1		
<b>Version Name</b>	Main (Active)		

**Project Description**

This system will allow for a real time posting of all therapeutic information, such as but not limited to, individual needs, daily and weekly menus, diet cards, production sheets, and real time resident dietary requirements. This will mitigate risks such as aspiration, allergic reactions, ministry requirements, and consistent proper seating arrangements, etc.

**Version Description**

This project will allow the Dietary area to update resident files in real-time as opposed to the current manual system which requires binders in several locations in every resident home area and main kitchen to be updated daily (e.g. therapeutics count sheets, production sheets, table cards, seating placements, nourishment list, etc, all required by the Ministry of Health and long term care). This will allow for computerized menus to be posted electronically and all changes to be reflected in real time as they are made. This would also benefit the nursing staff as they will have access to the most up-to-date information in providing resident care which will reduce risk to the residents of Huron Lodge and the Corporation of the City of Windsor.

Improved production efficiencies will result with streamlining the process in which data is entered and significant reduction of risk to resident health. It is expected there will be an operating budget impact as a new software may have an annual license fee and if tablets are purchased our IT department may charge the department an annual fee.

Hardware (ie: screens, keyboards) for each dietary server, kitchen, diet offices; Software to allow for point of care for dietary needs, possible wiring WIFI connection updates; backfill for training and possible temporary dollars for heavy workload staff member.

Project Comments/Reference	Version Comments
7199002	

Project Detailed Forecast		2025	2026	2027	2028	2029	2030	2031	2032	2033	2034	Total
<b>GL Account</b>												
<b>Expenses</b>												
5110	Machinery & Equipment - TCA	35,000	0	70,000	0	0	0	50,000	60,000	0	0	215,000
	Total	35,000	0	70,000	0	0	0	50,000	60,000	0	0	215,000
<b>Revenues</b>												
221	Service Sustainability Investm	35,000	0	70,000	0	0	0	50,000	60,000	0	0	215,000
	Total	35,000	0	70,000	0	0	0	50,000	60,000	0	0	215,000

Related Projects		Historical Approved Budget			Operating Budget Impact				
		Year	Total Expense	Revenue		Effective Date	Unknown	Exp/(Rev)	FTE Impact
				Net City Cost	Subsidies				
		2019	65,000	65,000	0			0	0
		2022	75,000	75,000	0				
		2023	105,000	105,000	0				
<b>Year Identified</b>	<b>Start Date</b>	<b>Project Type for 2025</b>		<b>Project Lead</b>		<b>Est. Completion Date</b>			
2015	January 1, 2019	Growth: 0.0 % Maintenance: 100.0 %		Cathy Harris		Ongoing`			



# Project Version Summary

<b>Project #</b>	HLD-001-13	<b>Service Area</b>	Human & Health Services
<b>Budget Year</b>	2025	<b>Department</b>	Huron Lodge
<b>Asset Type</b>	Unassigned	<b>Division</b>	Program Services
<b>Title</b>	Huron Lodge Beds/Mattresses/Furniture Replacement Program		
<b>Budget Status</b>	Mayor's Recommended Budget		
<b>Major Category</b>	Corporate Property Infrastructure		
<b>Wards</b>	Ward 1		
<b>Version Name</b>	Main (Active)		

**Project Description**  
 Heavy usage by residents and constant environmental disinfection practices results in irreparable damages to the resident furniture. A capital replacement program averaging every 7 - 10 years is recommended to provide for furniture replacement.

**Version Description**  
 A replacement program for the beds, mattresses including air mattresses along with mandatory utilitarian furniture require replacement due to age (10+ years) and wear and breakdown from cleaning chemicals. Air mattresses have a shorter lifespan of approximately 5 years, depending on their usage.  
 Resident Room Furniture includes beds, mattresses, bedside tables, dressers, chairs, blinds, window coverings, closet fixtures, doors and shelving.  
 Common home area furniture for dining, lounge and activity areas include furniture such as couches, chairs, tables. Due to resident mobility and health decline, more accessible type furniture and air mattresses are required to be considered for replacement which may pose a higher cost than the existing furniture and mattresses purchased in the past.  
 This project includes the removal of old furniture, resident personal belongings, freight, assembly and staging costs. Should there be repairs/replacement to the building envelope as a result of any beds/mattress/furniture changes, the costs may be included in this project.  
 2025-2026 all common areas such as lounges and dining areas in all 7 resident home areas and main floor lounge/auditorium/café dining including accessible type furniture  
 2028-2031 complete home replacement of all furniture (accessible) including freight, assembly, staging costs (removing old furniture, resident personal belongings to be moved etc)  
 2032-2033 replacement of beds and accessible furniture due to new technology and expected resident further decline. Most often, resident falls and injuries occur while moving to and from beds.

<b>Project Comments/Reference</b>	<b>Version Comments</b>
7189013	

<b>Project Detailed Forecast</b>											
GL Account	2025	2026	2027	2028	2029	2030	2031	2032	2033	2034	Total
<b>Expenses</b>											
5130 Furniture & Furnishings	100,000	200,000	200,000	0	300,000	200,000	100,000	400,000	175,000	0	1,675,000
Total	100,000	200,000	200,000	0	300,000	200,000	100,000	400,000	175,000	0	1,675,000
<b>Revenues</b>											
221 Service Sustainability Investm	100,000	200,000	200,000	0	300,000	200,000	100,000	400,000	175,000	0	1,675,000
Total	100,000	200,000	200,000	0	300,000	200,000	100,000	400,000	175,000	0	1,675,000



Related Projects		Historical Approved Budget			Operating Budget Impact				
		Year	Total Expense	Revenue		Effective Date	Unknown	Exp/(Rev)	FTE Impact
				Net City Cost	Subsidies				
		2019	272,400	250,000	22,400				
		2020	100,000	100,000	0				
		2021	100,000	100,000	0				
		2022	122,404	100,000	22,404				
		2023	100,000	100,000	0				
		2024	100,000	100,000	0				
Year Identified	Start Date	Project Type for 2025		Project Lead	Est. Completion Date				
2013	January 1, 2019	Growth: 0.0 % Maintenance: 100.0 %		Tanya Shreve	Ongoing`				



# Project Version Summary

<b>Project #</b>	HLD-002-17	<b>Service Area</b>	Human & Health Services
<b>Budget Year</b>	2025	<b>Department</b>	Huron Lodge
<b>Asset Type</b>	Unassigned	<b>Division</b>	Resident Services
<b>Title</b>	Huron Lodge Resident Services Equipment Replacement		
<b>Budget Status</b>	Mayor's Recommended Budget		
<b>Major Category</b>	Corporate Property Infrastructure		
<b>Wards</b>	Ward 1		
<b>Version Name</b>	Main (Active)		

**Project Description**  
 Establishment of a replacement program to purchase, upgrade and or replace equipment for Physiotherapy Services and Resident life enrichment. These must comply with the Ministry of Health and Long Term Care Physiotherapy and Recreation and Social Activities regulations.

**Version Description**  
 Maintaining physical function in long term care is critical for improved functions across all aspects of resident care. By being able to provide the appropriate equipment to maintain or improve a resident's abilities we see reduced skin issues, improved ADL performance and increased psychosocial well being. Equipment such as ultrasounds, tens machines, and pedlars ensure our residents receive the appropriate exercises, range of motion, and strengthening to improve or maintain their physical abilities.

In addition to equipment for Physiotherapy and group exercise there are various equipment pieces that improve the programs and leisure time of our residents. It is mandated by the Act that the home provide a recreation program that meets the needs of the residents. Televisions, sound equipment, therapeutic recreation pieces, resident computers, and a large projection screen are all equipment that is necessary to enrich the lives of our residents. The use of technology and software in resident programming is vital in order to keep Huron lodge current with best practices in the private sector. Equipment, Furniture and activity areas must be appropriate and accessible to all residents, as more residents have decreased motor functions using wheelchairs and motorized chairs has increased dramatically over the years.

Equipment includes, and is not limited to, items such as: auditorium TV, TVs (7 Lounge, 1 Therapy Room, 1 Cafe and 1 Front Main Area), Ipads and Software, Cameras, Computers (7 Resident, 1 for Library).

This project may include any building envelope requirements as a result of implementing any of the items listed above which may include but not be limited to electrical, plumbing, concrete, access points, mounting hardware, docking stations and signage.

<b>Project Comments/Reference</b>	<b>Version Comments</b>
7219000	

<b>Project Detailed Forecast</b>											
<b>GL Account</b>	<b>2025</b>	<b>2026</b>	<b>2027</b>	<b>2028</b>	<b>2029</b>	<b>2030</b>	<b>2031</b>	<b>2032</b>	<b>2033</b>	<b>2034</b>	<b>Total</b>
<b>Expenses</b>											
5111 Machinery & Equipment -Non TCA	0	40,000	150,000	0	0	40,000	60,000	150,000	0	50,000	490,000
Total	0	40,000	150,000	0	0	40,000	60,000	150,000	0	50,000	490,000
<b>Revenues</b>											
221 Service Sustainability Investm	0	40,000	150,000	0	0	40,000	60,000	150,000	0	50,000	490,000
Total	0	40,000	150,000	0	0	40,000	60,000	150,000	0	50,000	490,000

Related Projects		Historical Approved Budget			Operating Budget Impact				
		Year	Total Expense	Revenue		Effective Date	Unknown	Exp/(Rev)	FTE Impact
				Net City Cost	Subsidies				
		2021	124,500	124,500	0			0	0
		2022	50,000	50,000	0				
Year Identified	Start Date	Project Type for 2025		Project Lead	Est. Completion Date				
2017	January 1, 2021	Growth: 0.0 % Maintenance: 0.0 %		Amanda Caslick	Ongoing`				

## 2025 Mayor's Recommended Capital Budget



### Infrastructure Services



## Project Version Summary

<b>Project #</b>	ECP-010-09	<b>Service Area</b>	Agencies, Boards & Committees
<b>Budget Year</b>	2025	<b>Department</b>	Windsor Airport
<b>Asset Type</b>	Unassigned	<b>Division</b>	Windsor-Airport
<b>Title</b>	Airport Various Asset Replacement/Refurbishment/Upgrades		
<b>Budget Status</b>	Mayor's Recommended Budget		
<b>Major Category</b>	Agencies, Boards and Committees (ABC's)		
<b>Wards</b>	Ward 9		
<b>Version Name</b>	Main (Active)		

### Project Description

YQG has a number of projects involving capital improvements and fleet / equipment. All of the assets at YQG are owned by the City of Windsor.

City funding to sustain and maintain the assets owned by the Corporation is necessary.

As per agreements and past practice, YQG, in concert with the Airport Coordinating Committee, continue to reprioritize projects to ensure health and safety of travelling public.

A copy of YQG's 2025 10-Year Capital Plan request for this item is attached.

### Version Description

YQG has identified the need for \$4,270,000 in funds for 2025 to undertake the following work:

- Reconstruction of Hayes Road
- Heating & Cooling Improvements in International Wing
- Design and Rehabilitation of Alpha Taxiway
- Rehabilitation of Donolon Way and Echo Taxiway
- Delta Taxi-Way Rehabilitation
- Replacement of 1995 Fire Truck (ACAP)

Through existing project surpluses and reprioritizing various pre-approved projects, a total of \$1,142,849 was reallocated to partially fund these priorities, and a further \$1,500,000 is anticipated in ACAP funding. The remaining balance of \$1,627,151 is funded in 2025.

YQG has identified additional needs that remain unfunded in the City's 10-Year Capital plan. These are outlined in YQG's 2025 10-Year Capital Budget Plan request (attached).

As per agreements and past practice, YQG, in concert with the Airport Coordinating Committee, will determine the priority of projects to leverage available funding.

Administration will continue to pursue opportunities for grant funding.

### Project Comments/Reference

7141055

### Version Comments

As part of this Capital Budget submission, Administration is requesting approval to transfer funding between each of Airport funded project ids within PeopleSoft.

Project Detailed Forecast												
GL Account		2025	2026	2027	2028	2029	2030	2031	2032	2033	2034	Total
<b>Expenses</b>												
5410	Construction Contracts - TCA	1,627,151	1,000,000	2,500,000	0	0	0	115,000	130,000	500,000	700,000	6,572,151
	Total	1,627,151	1,000,000	2,500,000	0	0	0	115,000	130,000	500,000	700,000	6,572,151
<b>Revenues</b>												
169	Pay As You Go - Capital Reserve	1,000,000	1,000,000	2,500,000	0	0	0	115,000	130,000	500,000	700,000	5,945,000
221	Service Sustainability Investm	627,151	0	0	0	0	0	0	0	0	0	627,151
	Total	1,627,151	1,000,000	2,500,000	0	0	0	115,000	130,000	500,000	700,000	6,572,151

Related Projects		Historical Approved Budget				Operating Budget Impact			
Precedes		Year	Total Expense	Revenue		Effective Date	Unknown	Exp/(Rev)	FTE Impact
ECP-046-07				Net City Cost	Subsidies				
Project Title		2016	160,000	160,000	0	These works are all related to replacement and refurbishment of existing equipment and are expected to result in decreased maintenance costs.		0	0
Airport Drainage and Pavement Improvements		2017	460,000	460,000	0				
		2018	650,000	159,000	491,000				
		2019	4,811,000	0	4,811,000				
		2020	2,900,000	0	2,900,000				
		2022	1,173,000	1,173,000	0				
		2023	42,000	42,000	0				
		2024	275,000	275,000	0				

Year Identified	Start Date	Project Type for 2025	Project Lead	Est. Completion Date
2009	January 1, 2016	Growth: 0.0 % Maintenance: 100.0 %	Colleen Middaugh	Ongoing`

July 26, 2024

VIA EMAIL

Mr. Joseph Mancina  
Chief Administrative Officer – Corporation of the City of Windsor  
350 City Hall Square East  
Windsor, Ontario  
N9A 6S1

RE: 2025 Capital Budget Plan

Dear Mr. Mancina:

Your Quick Gateway Inc. ("YQG") hereby requests your consideration for funding of the 10-year capital plan for the Airport. The Capital plan is recommended to protect airport infrastructure and sustain airport operations in compliance with ongoing Federal, Provincial and Municipal regulatory and legal requirements as well as in conjunction with the most recent Asset Management Plan endorsed by Council on June 10, 2024.

Airport Operations

Section 6.4 of the Airport Management Agreement between the Corporation of the City of Windsor and YQG provides as follows;

**YQG shall prepare a five-year Capital Improvement Plan for the airport, which shall be reviewed by the Airport Coordinating Committee on an annual basis and recommended to council for approval. Once the five year plan has been approved by Council, Items forming part of this plan shall be included in a Capital Budget within the five-year timeframe as decided by YQG and approved by the Airport Coordinating Committee.**

I would like to draw your attention to our submission last year, which requested a spend level of approximately \$4,200,000. The City of Windsor during budget deliberations allocated \$275,000 to the Windsor Airport. As a result of several meetings between YQG and the City of Windsor, YQG is undertaking several smaller value capital projects, consistent with the parameters of the Airport Management Agreement, to minimize the budgetary capital impact on the City of Windsor. Consequently, the spreadsheet attached has been updated to reflect this change as these projects have been removed from the list.

I also note that Runway 07-25 is listed in 2026 at cost of \$13,210,000. Runway 07-25 is Windsor International Airport's main runway and is used by all commercial and cargo operators. There have been two instances of delamination on this runway (the most recent being in summer in

2023) which have been repaired. This vital runway is nearing the end of its life cycle. While it is anticipated that the Federal ACAP program will fund approximately 50% of the cost, we wanted to bring this critical item to your attention.

Capital Budget

YQG has prepared the 2025-2035 Capital plan (attached) in line with the City's budgeting process. For years 2025 through 2035, several projects are outlined, subject to revisions and/or any additional requirements from Transport Canada. Also noted in the attached are those projects for which ACAP federal funding may be available.

The 2025 recommended projects are outlined in the attachment, and represent a total spend level of \$2,820,000, of which \$2,500,000 is either anticipated ACAP funding or \$1,000,000 committed City funding. This results in a net budgetary requirement of \$320,000. However, this does not include the 2024 projects that have not been completed due to lack of funding. A shortfall of \$627,151 was identified for 2024. As such a total of \$947,151 is being recommended for 2025. YQG, in collaboration with the City, will apply for all applicable funding programs to lessen the financial capital burden.

Thank you for your consideration of the above.

Sincerely,

YOUR QUICK GATEWAY (WINDSOR) INC.



Mark Galvin  
President and Chief Executive Officer

- c. Renato Discenza, Chairperson of the Board of YQG  
Mayor Drew Dilkens, Mayor of the City of Windsor and Member of the Board of YQG



**YQG Capital Budget 2025-2034**

**ECP-010-09 - Assets Replacement / Refurbishment / Upgrades**

	Short Term	Medium Term				Long Term				
	2025	2026	2027	2028	2029	2030	2031	2032	2033	2034
<b>1. Ongoing Capital Works</b>										
Airport Strategic Plan	50,000									
Reconstruction of Hayes	1,500,000									
Replace rooftop heating/cooling units in international wing	220,000									
Design and Rehab of Alpha Taxiway	300,000									
Rehabilitation of Donolon Way and Echo Taxiway	400,000									
Delta Taxi-Way Rehabilitation	300,000									
Design of taxiway and future GA Development		50,000								
Replacement of Sand Storage building (ACAP)		500,000								
ATB Long Term Parking Repave		175,000								
Pre-Board improvements			807,136							
Renovations and Addition to the Operations Centre Building				450,000						
New Taxi Way Construction - Front Ending				1,000,000						
Update Refueling Tanks and Pumps at Operations Building				130,000						
Apron 3 Rehabilitation - (ACAP)						2,000,000				
Expansion of Apron 3								2,400,000		
Future Capital Requirements Placeholder									500,000	500,000
<b>Total Ongoing Capital Works</b>	<b>2,770,000</b>	<b>725,000</b>	<b>807,136</b>	<b>1,580,000</b>	<b>-</b>	<b>2,000,000</b>	<b>-</b>	<b>2,400,000</b>	<b>500,000</b>	<b>500,000</b>
<b>2. Ongoing Fleet and Equipment</b>										
Replacement of 1995 Fire Truck (\$1.5M ) ACAP	1,500,000									
Runway Sweeper (14 foot) replacement #1 (350,000) ACAP		350,000								
Replacement of 1998 Tandem Axle Dump / Plow Truck		275,000								
Replacement of 1986 Sander De-Icer Truck		325,000								
Replacement of Emergency power generator and engine		300,000								
Replacement of Mid Sized landscape tractor and implements - Replace 1995 Tractor		95,000								
Purchase Loader Mounted Snow Blower			350,000							
Replace 2012 pick up - Staff 27			65,000							
Replace 2006 Pickup - Staff 29			65,000							
Replace Wildlife Vehicle			60,000							
Replace Parking Shelters				400,000						
Baggage Delivery Vehicle					50,000					
Runway Sweeper (14 foot) replacement #2 ( \$350,000) ACAP							350,000			
Replacement of 2012 Fire Truck (1.5M) ACAP								1,500,000		
Airfield Snow blower Replacement - ACAP									300,000	
Replacement of the International Baggage Conveyor										700,000
<b>Total Ongoing Fleet and Equipment</b>	<b>1,500,000</b>	<b>1,345,000</b>	<b>540,000</b>	<b>400,000</b>	<b>50,000</b>	<b>-</b>	<b>350,000</b>	<b>1,500,000</b>	<b>300,000</b>	<b>700,000</b>
<b>3. One Time Special Projects</b>										
ATB improvements and Expansion							13,000,000			
<b>Total One Time Special Projects</b>	<b>-</b>	<b>-</b>	<b>-</b>	<b>-</b>	<b>-</b>	<b>-</b>	<b>13,000,000</b>	<b>-</b>	<b>-</b>	<b>-</b>
<b>Total Annual Capital Requirements</b>	<b>4,270,000</b>	<b>2,070,000</b>	<b>1,347,136</b>	<b>1,980,000</b>	<b>50,000</b>	<b>15,000,000</b>	<b>350,000</b>	<b>3,900,000</b>	<b>800,000</b>	<b>1,200,000</b>
<b>Ongoing Funding Source</b>										
Potential ACAP Funding Pending Approval	1,500,000	425,000				1,000,000	175,000	750,000	150,000	
Previous Year City Capital Funding / Variances	1,142,849									
City Capital Funding ECP-010-09 - Asset Replacement/Refurb/Upgrades	1,627,151	1,000,000	2,500,000	-	-	-	115,000	130,000	500,000	700,000
<b>Total Ongoing Funding Available</b>	<b>4,270,000</b>	<b>1,425,000</b>	<b>2,500,000</b>	<b>-</b>	<b>-</b>	<b>1,000,000</b>	<b>290,000</b>	<b>880,000</b>	<b>650,000</b>	<b>700,000</b>
<b>Annual Funding (Shortfall)</b>	<b>-</b>	<b>(645,000)</b>	<b>1,152,864</b>	<b>(1,980,000)</b>	<b>(50,000)</b>	<b>(14,000,000)</b>	<b>(60,000)</b>	<b>(3,020,000)</b>	<b>(150,000)</b>	<b>(500,000)</b>
<b>Cumulative Shortfall</b>	<b>-</b>	<b>(645,000)</b>	<b>507,864</b>	<b>(1,472,136)</b>	<b>(1,522,136)</b>	<b>(15,522,136)</b>	<b>(15,582,136)</b>	<b>(18,602,136)</b>	<b>(18,752,136)</b>	<b>(19,252,136)</b>



# Project Version Summary

<b>Project #</b>	ECP-046-07	<b>Service Area</b>	Agencies, Boards & Committees
<b>Budget Year</b>	2025	<b>Department</b>	Windsor Airport
<b>Asset Type</b>	Unassigned	<b>Division</b>	Windsor-Airport
<b>Title</b>	Airport Drainage and Pavement Improvements		
<b>Budget Status</b>	Mayor's Recommended Budget		
<b>Major Category</b>	Agencies, Boards and Committees (ABC's)		
<b>Wards</b>	Ward 9		
<b>Version Name</b>	Main (Active)		

<b>Project Description</b>											
YQG has several drainage and pavement related improvements which are being actioned on an ongoing basis.											
A copy of YQG's 2025 10-year Capital Plan request for this item is attached.											
<b>Version Description</b>											
As per agreements and past practice, YQG, in concert with the Airport Coordinating Committee, will determine the priority of projects to leverage available funding.											
<b>Project Comments/Reference</b>						<b>Version Comments</b>					
7141054 Drainage/Pavement Improv.						As part of this Capital Budget submission, Administration is requesting approval to transfer funding between each of Airport funded project IDs within PeopleSoft.					
<b>Project Detailed Forecast</b>											
<b>GL Account</b>	<b>2025</b>	<b>2026</b>	<b>2027</b>	<b>2028</b>	<b>2029</b>	<b>2030</b>	<b>2031</b>	<b>2032</b>	<b>2033</b>	<b>2034</b>	<b>Total</b>
<b>Expenses</b>											
5410 Construction Contracts - TCA	400,000	1,350,000	0	0	0	100,000	100,000	150,000	500,000	500,000	3,100,000
Total	400,000	1,350,000	0	0	0	100,000	100,000	150,000	500,000	500,000	3,100,000
<b>Revenues</b>											
169 Pay As You Go - Capital Reserve	0	0	0	0	0	100,000	100,000	100,000	450,000	450,000	1,200,000
234 Stormwater Sewer Surcharge	400,000	1,350,000	0	0	0	0	0	50,000	50,000	50,000	1,900,000
Total	400,000	1,350,000	0	0	0	100,000	100,000	150,000	500,000	500,000	3,100,000

Related Projects		Historical Approved Budget			Operating Budget Impact				
Follows		Year	Total Expense	Revenue		Effective Date	Unknown	Exp/(Rev)	FTE Impact
ECP-010-09				Net City Cost	Subsidies				
<b>Project Title</b>		2009	250,000	250,000	0	These works are all related to rehabilitation and repair of existing Airport facilities and are expected to result in decreased operating costs, going forward.			
Airport Various Asset Replacement/Refurbishment/U pgrades		2010	310,000	310,000	0				
		2011	660,000	660,000	0				
		2012	660,000	510,000	150,000				
		2013	260,000	260,000	0				
		2014	400,000	400,000	0				
		2015	150,000	150,000	0				
		2016	650,000	650,000	0				
		2017	460,000	460,000	0				
		2018	140,000	140,000	0				
		2019	345,000	345,000	0				
		2020	380,000	380,000	0				
		2021	380,000	380,000	0				
		2022	300,000	300,000	0				
		2023	195,000	195,000	0				
Year Identified	Start Date	Project Type for 2025	Project Lead	Est. Completion Date					
2007	January 1, 2015	Growth: 0.0 % Maintenance: 100.0 %	Colleen Middaugh	Ongoing`					

July 26, 2024

VIA EMAIL

Mr. Joseph Mancina  
Chief Administrative Officer – Corporation of the City of Windsor  
350 City Hall Square East  
Windsor, Ontario  
N9A 6S1

RE: 2025 Capital Budget Plan

Dear Mr. Mancina:

Your Quick Gateway Inc. ("YQG") hereby requests your consideration for funding of the 10-year capital plan for the Airport. The Capital plan is recommended to protect airport infrastructure and sustain airport operations in compliance with ongoing Federal, Provincial and Municipal regulatory and legal requirements as well as in conjunction with the most recent Asset Management Plan endorsed by Council on June 10, 2024.

Airport Operations

Section 6.4 of the Airport Management Agreement between the Corporation of the City of Windsor and YQG provides as follows;

**YQG shall prepare a five-year Capital Improvement Plan for the airport, which shall be reviewed by the Airport Coordinating Committee on an annual basis and recommended to council for approval. Once the five year plan has been approved by Council, Items forming part of this plan shall be included in a Capital Budget within the five-year timeframe as decided by YQG and approved by the Airport Coordinating Committee.**

I would like to draw your attention to our submission last year, which requested a spend level of approximately \$4,200,000. The City of Windsor during budget deliberations allocated \$275,000 to the Windsor Airport. As a result of several meetings between YQG and the City of Windsor, YQG is undertaking several smaller value capital projects, consistent with the parameters of the Airport Management Agreement, to minimize the budgetary capital impact on the City of Windsor. Consequently, the spreadsheet attached has been updated to reflect this change as these projects have been removed from the list.

I also note that Runway 07-25 is listed in 2026 at cost of \$13,210,000. Runway 07-25 is Windsor International Airport's main runway and is used by all commercial and cargo operators. There have been two instances of delamination on this runway (the most recent being in summer in

2023) which have been repaired. This vital runway is nearing the end of its life cycle. While it is anticipated that the Federal ACAP program will fund approximately 50% of the cost, we wanted to bring this critical item to your attention.

#### Capital Budget

YQG has prepared the 2025-2035 Capital plan (attached) in line with the City's budgeting process. For years 2025 through 2035, several projects are outlined, subject to revisions and/or any additional requirements from Transport Canada. Also noted in the attached are those projects for which ACAP federal funding may be available.

The 2025 recommended projects are outlined in the attachment, and represent a total spend level of \$2,820,000, of which \$2,500,000 is either anticipated ACAP funding or \$1,000,000 committed City funding. This results in a net budgetary requirement of \$320,000. However, this does not include the 2024 projects that have not been completed due to lack of funding. A shortfall of \$627,151 was identified for 2024. As such a total of \$947,151 is being recommended for 2025. YQG, in collaboration with the City, will apply for all applicable funding programs to lessen the financial capital burden.

Thank you for your consideration of the above.

Sincerely,

YOUR QUICK GATEWAY (WINDSOR) INC.



Mark Galvin  
President and Chief Executive Officer

- c. Renato Discenza, Chairperson of the Board of YQG  
Mayor Drew Dilkens, Mayor of the City of Windsor and Member of the Board of YQG

**YQG Capital Budget 2025-2034**

**ECP-046-07 - Pavement + Drainage**

	<b>Short Term</b>	<b>Medium Term</b>			<b>Long Term</b>					
	<b>2025</b>	<b>2026</b>	<b>2027</b>	<b>2028</b>	<b>2029</b>	<b>2030</b>	<b>2031</b>	<b>2032</b>	<b>2033</b>	<b>2034</b>
<b>Ongoing Pavement and Drainage</b>	400,000	1,350,000	-	-	-	100,000	100,000	150,000	500,000	500,000
<b>Total Ongoing Pavement and Drainage</b>	<b>400,000</b>	<b>1,350,000</b>	<b>-</b>	<b>-</b>	<b>-</b>	<b>100,000</b>	<b>100,000</b>	<b>150,000</b>	<b>500,000</b>	<b>500,000</b>
<b>Total Annual Capital Requirements</b>	<b>400,000</b>	<b>1,350,000</b>	<b>-</b>	<b>-</b>	<b>-</b>	<b>100,000</b>	<b>100,000</b>	<b>150,000</b>	<b>500,000</b>	<b>500,000</b>
<b>Ongoing Funding Source</b>										
Potential ACAP Funding Pending Approval	-	-	-	-	-	-	-	-	-	-
Previous Year City Capital Funding / Variances	-	-	-	-	-	-	-	-	-	-
City Capital Funding ECP-046-07 - Pavement + Drainage	400,000	1,350,000	-	-	-	100,000	100,000	150,000	500,000	500,000
<b>Total Ongoing Funding Available</b>	<b>400,000</b>	<b>1,350,000</b>	<b>-</b>	<b>-</b>	<b>-</b>	<b>100,000</b>	<b>100,000</b>	<b>150,000</b>	<b>500,000</b>	<b>500,000</b>
<b>Annual Funding (Shortfall)</b>	<b>-</b>	<b>-</b>	<b>-</b>	<b>-</b>	<b>-</b>	<b>-</b>	<b>-</b>	<b>-</b>	<b>-</b>	<b>-</b>



# Project Version Summary

<b>Project #</b>	ENG-009-25	<b>Service Area</b>	Agencies, Boards & Committees
<b>Budget Year</b>	2025	<b>Department</b>	Windsor Airport
<b>Asset Type</b>	Unassigned	<b>Division</b>	Windsor-Airport
<b>Title</b>	Airport Runway 07-25		
<b>Budget Status</b>	Mayor's Recommended Budget		
<b>Major Category</b>	Agencies, Boards and Committees (ABC's)		
<b>Wards</b>	Ward 9		
<b>Version Name</b>	Main (Active)		

**Project Description**

YQG has identified the need to fully reconstruct runway 07-25.

All of the assets at YQG are owned by the City of Windsor. City funding to sustain and maintain the assets owned by the Corporation is necessary.

As per agreements and past practice, YQG, in concert with the Airport Coordinating Committee, continue to reprioritize projects to ensure health and safety of travelling public.

A copy of YQG's 2025 10-Year Capital Plan request for this item is attached.

**Version Description**

Preliminary Design, Detailed Design & Engineering of Runway 07-25 is to commence in 2025.

The replacement of Runway 07-25 has been identified for construction in 2026. It is anticipated that up to 50% of the estimated project costs will be recovered through ACAP funding. Placeholder funding is identified in the 5-year window for the remaining 50%.

As per agreements and past practice, YQG, in concert with the Airport Coordinating Committee, will determine the priority of projects to leverage available funding.

Administration will continue to pursue opportunities for grant funding.

<b>Project Comments/Reference</b>	<b>Version Comments</b>
	As part of this Capital Budget submission, Administration is requesting approval to transfer funding between each of Airport funded project ids within PeopleSoft.

<b>Project Detailed Forecast</b>											
GL Account	2025	2026	2027	2028	2029	2030	2031	2032	2033	2034	Total
<b>Expenses</b>											
5410 Construction Contracts - TCA	320,000	660,500	0	0	5,944,500	0	0	0	0	0	6,925,000
Total	320,000	660,500	0	0	5,944,500	0	0	0	0	0	6,925,000
<b>Revenues</b>											
221 Service Sustainability Investm	320,000	0	0	0	5,944,500	0	0	0	0	0	6,264,500
234 Stormwater Sewer Surcharge	0	660,500	0	0	0	0	0	0	0	0	660,500
Total	320,000	660,500	0	0	5,944,500	0	0	0	0	0	6,925,000





July 26, 2024

VIA EMAIL

Mr. Joseph Mancina  
Chief Administrative Officer – Corporation of the City of Windsor  
350 City Hall Square East  
Windsor, Ontario  
N9A 6S1

RE: 2025 Capital Budget Plan

Dear Mr. Mancina:

Your Quick Gateway Inc. ("YQG") hereby requests your consideration for funding of the 10-year capital plan for the Airport. The Capital plan is recommended to protect airport infrastructure and sustain airport operations in compliance with ongoing Federal, Provincial and Municipal regulatory and legal requirements as well as in conjunction with the most recent Asset Management Plan endorsed by Council on June 10, 2024.

Airport Operations

Section 6.4 of the Airport Management Agreement between the Corporation of the City of Windsor and YQG provides as follows;

**YQG shall prepare a five-year Capital Improvement Plan for the airport, which shall be reviewed by the Airport Coordinating Committee on an annual basis and recommended to council for approval. Once the five year plan has been approved by Council, Items forming part of this plan shall be included in a Capital Budget within the five-year timeframe as decided by YQG and approved by the Airport Coordinating Committee.**

I would like to draw your attention to our submission last year, which requested a spend level of approximately \$4,200,000. The City of Windsor during budget deliberations allocated \$275,000 to the Windsor Airport. As a result of several meetings between YQG and the City of Windsor, YQG is undertaking several smaller value capital projects, consistent with the parameters of the Airport Management Agreement, to minimize the budgetary capital impact on the City of Windsor. Consequently, the spreadsheet attached has been updated to reflect this change as these projects have been removed from the list.

I also note that Runway 07-25 is listed in 2026 at cost of \$13,210,000. Runway 07-25 is Windsor International Airport's main runway and is used by all commercial and cargo operators. There have been two instances of delamination on this runway (the most recent being in summer in

2023) which have been repaired. This vital runway is nearing the end of its life cycle. While it is anticipated that the Federal ACAP program will fund approximately 50% of the cost, we wanted to bring this critical item to your attention.

#### Capital Budget

YQG has prepared the 2025-2035 Capital plan (attached) in line with the City's budgeting process. For years 2025 through 2035, several projects are outlined, subject to revisions and/or any additional requirements from Transport Canada. Also noted in the attached are those projects for which ACAP federal funding may be available.

The 2025 recommended projects are outlined in the attachment, and represent a total spend level of \$2,820,000, of which \$2,500,000 is either anticipated ACAP funding or \$1,000,000 committed City funding. This results in a net budgetary requirement of \$320,000. However, this does not include the 2024 projects that have not been completed due to lack of funding. A shortfall of \$627,151 was identified for 2024. As such a total of \$947,151 is being recommended for 2025. YQG, in collaboration with the City, will apply for all applicable funding programs to lessen the financial capital burden.

Thank you for your consideration of the above.

Sincerely,

YOUR QUICK GATEWAY (WINDSOR) INC.



Mark Galvin  
President and Chief Executive Officer

- c. Renato Discenza, Chairperson of the Board of YQG  
Mayor Drew Dilkens, Mayor of the City of Windsor and Member of the Board of YQG

YQG Capital Budget 2025-2034

ENG-009-25 - Airport Runway 07-25

	Short Term	Medium Term			Long Term					
	2025	2026	2027	2028	2029	2030	2031	2032	2033	2034
<b>One Time Special Projects</b>										
Design, Engineering of 07-25 including HV cables, lighting and PAPI's (ACAP)	320,000									
Rehabilitation of pavement and LED lighting upgrades of Runway 07-25 (ACAP)		13,210,000								
<b>Total One Time Special Projects</b>	<b>320,000</b>	<b>13,210,000</b>	-	-	-	-	-	-	-	-
<b>Total Annual Capital Requirements</b>	<b>320,000</b>	<b>13,210,000</b>	-	-	-	-	-	-	-	-
<b>Ongoing Funding Source</b>										
Potential ACAP Funding Pending Approval	-	6,605,000								
Previous Year City Capital Funding / Variances	-									
City Capital Funding ENG-009-25 - Airport Runway 07-25	320,000	660,500			5,944,500					
<b>Total Ongoing Funding Available</b>	<b>320,000</b>	<b>7,265,500</b>	-	-	<b>5,944,500</b>	-	-	-	-	-
<b>Annual Funding (Shortfall)</b>	<b>-</b>	<b>(5,944,500)</b>	-	-	<b>5,944,500</b>	-	-	-	-	-
<b>Cumulative Shortfall</b>	<b>-</b>	<b>(5,944,500)</b>	<b>(5,944,500)</b>	<b>(5,944,500)</b>	-	-	-	-	-	-



# Project Version Summary

<b>Project #</b>	ECP-009-08	<b>Service Area</b>	Infrastructure Services
<b>Budget Year</b>	2025	<b>Department</b>	Engineering
<b>Asset Type</b>	Unassigned	<b>Division</b>	Corporate Projects
<b>Title</b>	Corporate Properties Site Assessments/Clean-ups/Demolitions		
<b>Budget Status</b>	Mayor's Recommended Budget		
<b>Major Category</b>	Corporate Property Infrastructure		
<b>Wards</b>	City Wide		
<b>Version Name</b>	Main (Active)		

**Project Description**

There are lands that the City has obtained that need to be evaluated for environmental liabilities. It is imperative that the proper environmental site assessment detail the level of contamination or clean up required to sell the lands and qualify for any Brownfield funding.

In addition, the state of disrepair of many of these properties render them unfit to sell or make improvements to, and their condition can sometimes present a safety hazard to neighboring property owners and residents. In order to mitigate the potential liability and facilitate disposition of the properties as appropriate, funding is sometimes required to make minor repairs or demolish the existing structures.

This project also includes funding for vacant City-owned properties that require testing/demolition/clean-up.

**Version Description**

Various transitional properties require environmental evaluations prior to being sold, demolished or repurposed. These are being done on a priority basis. This project further includes the testing/demolition/clean-up of designated City-owned properties, should funds be available.

<b>Project Comments/Reference</b>	<b>Version Comments</b>
7081019	

<b>Project Detailed Forecast</b>		2025	2026	2027	2028	2029	2030	2031	2032	2033	2034	Total
<b>GL Account</b>												
<b>Expenses</b>												
5410	Construction Contracts - TCA	0	0	0	0	0	0	200,000	200,000	200,000	0	600,000
	Total	0	0	0	0	0	0	200,000	200,000	200,000	0	600,000
<b>Revenues</b>												
221	Service Sustainability Investm	0	0	0	0	0	0	200,000	200,000	200,000	0	600,000
	Total	0	0	0	0	0	0	200,000	200,000	200,000	0	600,000

Related Projects		Historical Approved Budget				Operating Budget Impact			
		Year	Total Expense	Revenue		Effective Date	Unknown	Exp/(Rev)	FTE Impact
				Net City Cost	Subsidies				
		2008	200,000	200,000	0				
		2010	800,000	800,000	0				
		2011	427,337	427,337	0				
		2014	1,005,000	1,005,000	0				
		2020	200,000	200,000	0				
		2021	200,000	200,000	0				
		2022	200,000	200,000	0				
						No Operating Budget Impact			
Year Identified	Start Date	Project Type for 2025		Project Lead		Est. Completion Date			
2008	January 1, 2008	Growth: 0.0 % Maintenance: 0.0 %		Colleen Middaugh		Ongoing`			



# Project Version Summary

<b>Project #</b>	ENG-001-23	<b>Service Area</b>	Infrastructure Services
<b>Budget Year</b>	2025	<b>Department</b>	Engineering
<b>Asset Type</b>	Unassigned	<b>Division</b>	Corporate Projects
<b>Title</b>	Central Library		
<b>Budget Status</b>	Mayor's Recommended Budget		
<b>Major Category</b>	Corporate Property Infrastructure		
<b>Wards</b>	Ward 3		
<b>Version Name</b>	Main (Active)		

<b>Project Description</b>												
Preliminary funding for a potential new Central Library.												
<b>Version Description</b>												
<b>Project Comments/Reference</b>						<b>Version Comments</b>						
7211059												
<b>Project Detailed Forecast</b>												
<b>GL Account</b>		<b>2025</b>	<b>2026</b>	<b>2027</b>	<b>2028</b>	<b>2029</b>	<b>2030</b>	<b>2031</b>	<b>2032</b>	<b>2033</b>	<b>2034</b>	<b>Total</b>
<b>Expenses</b>												
5410	Construction Contracts - TCA	1,619,775	1,009,589	1,830,636	172,287	1,827,713	0	0	680,000	0	0	7,140,000
	Total	1,619,775	1,009,589	1,830,636	172,287	1,827,713	0	0	680,000	0	0	7,140,000
<b>Revenues</b>												
169	Pay As You Go - Capital Reserve	0	0	0	0	1,460,000	0	0	680,000	0	0	2,140,000
221	Service Sustainability Investm	1,619,775	1,009,589	1,830,636	172,287	367,713	0	0	0	0	0	5,000,000
	Total	1,619,775	1,009,589	1,830,636	172,287	1,827,713	0	0	680,000	0	0	7,140,000
<b>Related Projects</b>			<b>Historical Approved Budget</b>				<b>Operating Budget Impact</b>					
<b>Year Identified</b>	<b>Start Date</b>	<b>Project Type for 2025</b>			<b>Project Lead</b>			<b>Est. Completion Date</b>				
2023	January 1, 2023	Growth: 0.0 % Maintenance: 100.0 %			Colleen Middaugh			Ongoing`				



# Project Version Summary

<b>Project #</b>	ENG-001-24	<b>Service Area</b>	Infrastructure Services
<b>Budget Year</b>	2025	<b>Department</b>	Engineering
<b>Asset Type</b>	Unassigned	<b>Division</b>	Corporate Projects
<b>Title</b>	Corporate Heritage Property Maintenance and Refurbishment		
<b>Budget Status</b>	Mayor's Recommended Budget		
<b>Major Category</b>	Corporate Property Infrastructure		
<b>Wards</b>	City Wide		
<b>Version Name</b>	Main (Active)		

<b>Project Description</b>
The City of Windsor owns a number of heritage buildings including; Willistead Manor, Willistead Coach House, Willistead Gate House, Capitol Theatre, Mackenzie Hall, Richardson Library, Francois Baby House and Sandwich Muir Library. This account will provide the funding for capital maintenance of these sites, including repair, replacement, and refurbishment to building envelopes, building systems, interior finishes, specialized equipment, etc.
This project merged previous capital projects ENG-010-17, HCP-010-07 & REC-006-07

<b>Version Description</b>
Specific work identified at this time is as follows:
<ul style="list-style-type: none"> <li>• 2025 – Capitol Theatre - Pentastar - plaster repairs and attic catwalk and roof walkway replacement</li> <li>• 2027 – Mackenzie Hall – exterior window refurbishment &amp; exterior painting</li> <li>• 2029 – Willistead Manor – basement refurbishment</li> <li>• 2030 – Willistead Site - perimeter cast iron fence and masonry pillars refurbishment</li> <li>• 2031 – Willistead Manor House, Coach House &amp; Gate House - clay tile roof replacement and exterior painting</li> <li>• 2032 – Capitol Theatre – interior finishes refurbishment</li> <li>• Other funding to be prioritized based upon regular Building Conditions Assessment reports and other identified needs.</li> </ul>

<b>Project Comments/Reference</b>	<b>Version Comments</b>
7249000	

<b>Project Detailed Forecast</b>												
<b>GL Account</b>		<b>2025</b>	<b>2026</b>	<b>2027</b>	<b>2028</b>	<b>2029</b>	<b>2030</b>	<b>2031</b>	<b>2032</b>	<b>2033</b>	<b>2034</b>	<b>Total</b>
<b>Expenses</b>												
5410	Construction Contracts - TCA	750,000	0	915,461	175,000	675,000	1,850,000	1,034,539	1,700,000	100,000	300,000	7,500,000
	Total	750,000	0	915,461	175,000	675,000	1,850,000	1,034,539	1,700,000	100,000	300,000	7,500,000
<b>Revenues</b>												
221	Service Sustainability Investm	750,000	0	915,461	175,000	675,000	1,850,000	1,034,539	1,700,000	100,000	300,000	7,500,000
	Total	750,000	0	915,461	175,000	675,000	1,850,000	1,034,539	1,700,000	100,000	300,000	7,500,000

Related Projects		Historical Approved Budget			Operating Budget Impact		
			Revenue				
	Year	Total Expense	Net City Cost	Subsidies	Effective Date	Unknown	Exp/(Rev) FTE Impact
	2024	750,000	750,000	0	Description	0	0
					The lack of capital funding would result in the deferral of repairs which would lead to the deterioration of the properties and cause additional spending in the operating budget.		
Year Identified	Start Date	Project Type for 2025		Project Lead	Est. Completion Date		
2024	January 1, 2007	Growth: 0.0 % Maintenance: 100.0 %		Robert Shelton	Ongoing`		





# Project Version Summary

<b>Project #</b>	ENG-001-25	<b>Service Area</b>	Infrastructure Services
<b>Budget Year</b>	2025	<b>Department</b>	Engineering
<b>Asset Type</b>	Unassigned	<b>Division</b>	Corporate Projects
<b>Title</b>	Corporate Elevator Modernization		
<b>Budget Status</b>	Mayor's Recommended Budget		
<b>Major Category</b>	Corporate Property Infrastructure		
<b>Wards</b>	City Wide		
<b>Version Name</b>	Main (Active)		

<b>Project Description</b>	To fund modernizations and upgrades to elevators at corporate facilities.											
----------------------------	---	--	--	--	--	--	--	--	--	--	--	--

<b>Version Description</b>	Annual budgets being requested to fund repairs/upgrades to elevators at corporate facilities.											
----------------------------	---	--	--	--	--	--	--	--	--	--	--	--

<b>Project Comments/Reference</b>							<b>Version Comments</b>						
-----------------------------------	--	--	--	--	--	--	-------------------------	--	--	--	--	--	--

<b>Project Detailed Forecast</b>												
<b>GL Account</b>	<b>2025</b>	<b>2026</b>	<b>2027</b>	<b>2028</b>	<b>2029</b>	<b>2030</b>	<b>2031</b>	<b>2032</b>	<b>2033</b>	<b>2034</b>	<b>Total</b>	
<b>Expenses</b>												
5410 Construction Contracts - TCA	0	0	0	0	0	0	0	0	0	435,000	435,000	
Total	0	0	0	0	0	0	0	0	0	435,000	435,000	
<b>Revenues</b>												
221 Service Sustainability Investm	0	0	0	0	0	0	0	0	0	435,000	435,000	
Total	0	0	0	0	0	0	0	0	0	435,000	435,000	

<b>Related Projects</b>	<b>Historical Approved Budget</b>				<b>Operating Budget Impact</b>			
					<b>Effective Date</b>	Unknown	<b>Exp/(Rev)</b>	FTE Impact
					<b>Description</b>		0	0
					The lack of capital funding would result in further deterioration of the equipment and increase the likelihood of expenditures in the operating budget due to repairs. Will also severely impact availability of elevators and lift devices required to ensure accessibility legislation compliance in corporately owned facilities to the public.			

<b>Year Identified</b>	<b>Start Date</b>	<b>Project Type for 2025</b>	<b>Project Lead</b>	<b>Est. Completion Date</b>
2025	January 1, 2025	Growth: 0.0 % Maintenance: 0.0 %	Robert Shelton	Ongoing



# Project Version Summary

<b>Project #</b>	ENG-002-14	<b>Service Area</b>	Infrastructure Services
<b>Budget Year</b>	2025	<b>Department</b>	Engineering
<b>Asset Type</b>	Unassigned	<b>Division</b>	Corporate Projects
<b>Title</b>	Riverside Drive Retaining Wall		
<b>Budget Status</b>	Mayor's Recommended Budget		
<b>Major Category</b>	Parks & Recreation		
<b>Wards</b>	Ward 3, Ward 4		
<b>Version Name</b>	Main (Active)		

<b>Project Description</b>
This project is the continuation of the block retaining wall along the south limits of the new Festival Plaza between Riverside Drive and the Festival Plaza. Phase 1 of the retaining wall from Glengarry Ave to McDougall Ave was completed in 2019/2020. The remaining wall, Phase 2, will run from McDougall Ave to Vaile Udine Cir. This retaining wall will provide stabilization for the roadway along Riverside Drive and will allow for a multi-use walkway to run continually along the length of Riverside Drive as per the Riverside Drive Vista Improvement Project.

<b>Version Description</b>
Phase 2 guardrail/retaining wall - engineering & construction works.

<b>Project Comments/Reference</b>	<b>Version Comments</b>
7201024	

<b>Project Detailed Forecast</b>												
<b>GL Account</b>		<b>2025</b>	<b>2026</b>	<b>2027</b>	<b>2028</b>	<b>2029</b>	<b>2030</b>	<b>2031</b>	<b>2032</b>	<b>2033</b>	<b>2034</b>	<b>Total</b>
<b>Expenses</b>												
5410 Construction Contracts - TCA		1,293,371	2,456,629	0	0	0	0	0	0	0	0	3,750,000
	Total	1,293,371	2,456,629	0	0	0	0	0	0	0	0	3,750,000
<b>Revenues</b>												
169 Pay As You Go - Capital Reserve		1,293,371	2,456,629	0	0	0	0	0	0	0	0	3,750,000
	Total	1,293,371	2,456,629	0	0	0	0	0	0	0	0	3,750,000

<b>Related Projects</b>	<b>Historical Approved Budget</b>				<b>Operating Budget Impact</b>			
			<b>Revenue</b>					
	<b>Year</b>	<b>Total Expense</b>	<b>Net City Cost</b>	<b>Subsidies</b>	<b>Effective Date</b> Unknown		<b>Exp/(Rev) FTE Impact</b>	
	2019	675,000	675,000	0	Description No operating budget impact.		0	0
2020	675,000	675,000	0					
2022	50,000	50,000	0					

<b>Year Identified</b>	<b>Start Date</b>	<b>Project Type for 2025</b>	<b>Project Lead</b>	<b>Est. Completion Date</b>
2014	January 1, 2019	Growth: 100.0 % Maintenance: 0.0 %	Colleen Middaugh	2032`



# Project Version Summary

<b>Project #</b>	ENG-002-24	<b>Service Area</b>	Infrastructure Services
<b>Budget Year</b>	2025	<b>Department</b>	Engineering
<b>Asset Type</b>	Unassigned	<b>Division</b>	Corporate Projects
<b>Title</b>	Building Automation System Replacements		
<b>Budget Status</b>	Mayor's Recommended Budget		
<b>Major Category</b>	Corporate Property Infrastructure		
<b>Wards</b>	City Wide		
<b>Version Name</b>	Main (Active)		

**Project Description**

Most of our Corporate facilities benefit from Building Automation Systems which monitor & adjust the indoor air quality affecting heating, cooling, fresh air & relative humidity. These systems need to be replaced as the technology changes and as the hardware / software reaches end of life. This capital project will fund the replacement of existing Building Automation Systems as well as the installation of new systems in older buildings that are not currently equipped.

**Version Description**

This project includes an annual allotment for capital repairs to ensure all systems remain operational in addition to funding system replacements and installations at various locations, as informed by the regular Building Condition Assessments and to meet operational needs.  
 Immediate priorities include replacement of existing systems at Huron Lodge, WFCU Centre, and WIATC.

**Project Comments/Reference**

**Version Comments**

**Project Detailed Forecast**

GL Account	2025	2026	2027	2028	2029	2030	2031	2032	2033	2034	Total	
<b>Expenses</b>												
5410 Construction Contracts - TCA	50,000	50,000	50,000	975,000	50,000	50,000	600,000	425,000	875,000	250,000	3,375,000	
Total	50,000	50,000	50,000	975,000	50,000	50,000	600,000	425,000	875,000	250,000	3,375,000	
<b>Revenues</b>												
221 Service Sustainability Investm	50,000	50,000	50,000	975,000	50,000	50,000	600,000	425,000	875,000	250,000	3,375,000	
Total	50,000	50,000	50,000	975,000	50,000	50,000	600,000	425,000	875,000	250,000	3,375,000	

**Related Projects**

**Historical Approved Budget**

**Operating Budget Impact**

<b>Effective Date</b>	Unknown	<b>Exp/(Rev) FTE Impact</b>	0	0
<b>Description</b>	A lack of capital funding would prevent complete system upgrades resulting in increase operating expenditures to replace individual components upon failure which could negatively effect indoor air quality.			

<b>Year Identified</b>	<b>Start Date</b>	<b>Project Type for 2025</b>	<b>Project Lead</b>	<b>Est. Completion Date</b>

2024	January 1, 2024	Growth: 0.0 % Maintenance: 100.0 %	Robert Shelton	Ongoing`
------	-----------------	---------------------------------------	----------------	----------



# Project Version Summary

<b>Project #</b>	ENG-003-23	<b>Service Area</b>	Infrastructure Services
<b>Budget Year</b>	2025	<b>Department</b>	Engineering
<b>Asset Type</b>	Unassigned	<b>Division</b>	Corporate Projects
<b>Title</b>	Banwell / E.C. Row Interchange		
<b>Budget Status</b>	Mayor's Recommended Budget		
<b>Major Category</b>	Roads Infrastructure		
<b>Wards</b>	Ward 7		
<b>Version Name</b>	Main (Active)		

**Project Description**

The 2016 Banwell Road Environmental Study Report recommends improvements to Banwell Road from Tecumseh Rd E to the City Limits (Canadian Pacific Railway). Banwell Road Phase 1 from Tecumseh Rd E to Palmetto was constructed in 2020 (ECP-002-10). Banwell Road Phase 2 and the roundabout at Banwell Road and Mulberry was completed in 2023 (ECP-002-10).

A Traffic Impact Study was completed as a result of the NextStar Energy Development. Results indicated the urgent need for an interchange at the E.C. Row Expressway. The addition of the Development further contributes to an already poor service level. The interchange must be built as soon as possible.

In 2024, the Provincial government announced \$50M in funding for the Banwell Road / EC Row Expressway Interchange.

**Version Description**

2025-2027 - Design and construction of the Banwell / EC Row interchange and ramps. Construction is anticipated to commence in early 2025.

Project Comments/Reference	Version Comments
7233000	PREVIOUS PRE-COMMITMENTS (to be changed according to below upon approval of budget): CR19/2023, C 226/2022- 2025 F169 \$1,346,000, 2025 F176 \$2,654,000 CR394/2023, C 131/2023 - 2025 F169 \$2,180,642; 2025 F221 \$313,733

Project Detailed Forecast											
GL Account	2025	2026	2027	2028	2029	2030	2031	2032	2033	2034	Total
<b>Expenses</b>											
5410 Construction Contracts - TCA	22,500,000	22,500,000	5,000,000	0	0	0	0	0	0	0	50,000,000
Total	22,500,000	22,500,000	5,000,000	0	0	0	0	0	0	0	50,000,000
<b>Revenues</b>											
6310 Ontario Specific Grants	22,500,000	22,500,000	5,000,000	0	0	0	0	0	0	0	50,000,000
Total	22,500,000	22,500,000	5,000,000	0	0	0	0	0	0	0	50,000,000

Related Projects	Historical Approved Budget				Operating Budget Impact
			Revenue		
	Year	Total Expense	Net City Cost	Subsidies	
	2024	2,003,793	2,003,793	0	

Year Identified	Start Date	Project Type for 2025	Project Lead	Est. Completion Date
2023	January 1, 2023	Growth: 100.0 % Maintenance: 0.0 %	Patrick Robitaille	2028`



# Project Version Summary

<b>Project #</b>	ENG-005-19	<b>Service Area</b>	Infrastructure Services
<b>Budget Year</b>	2025	<b>Department</b>	Engineering
<b>Asset Type</b>	Unassigned	<b>Division</b>	Corporate Projects
<b>Title</b>	Enhanced Flooding Mitigation Program - DMAF 1		
<b>Budget Status</b>	Mayor's Recommended Budget		
<b>Major Category</b>	Sewers Infrastructure		
<b>Wards</b>	Ward 6		
<b>Version Name</b>	Main (Active)		

## Project Description

A series of major sewer-related projects were identified as priority projects through the ongoing Sewer Master Plan which can help reduce the likelihood of flooding. The Federal government, through the Disaster Mitigation and Adaptation Fund, is anticipated to fund \$32,090,691 towards these projects. WUC Recoveries are anticipated and the City will fund the remaining. Council approved a reduced scope due to funding shortfalls caused by inflationary pressures experienced since the signing of the original agreement. Projects deferred because of this decision will be considered in future capital budgets and grant opportunities.

The following projects have been completed to date:

- Matthew Brady phases 2 & 3
- Belle Isle View phases 1 & 2
- Tranby Park Stormwater Management
- Tranby Avenue
- Eastlawn Blvd
- Greenhouse gas mitigation assessment & climate change study

## Version Description

The following projects are ongoing:

- Riverside Vista, Phase 2A
- Belleperche Trunk Sewer Phase 1 & 2A
- Brumpton Park Underground Storage
- St. Paul Pumping Station Expansion
- East Marsh Pumping Station Improvements
- LRPCP Overflow Improvement
- Flow Monitoring

Individual Project budgets are subject to change per the DMAF Executive Committee.

## Project Comments/Reference

7171005, 7171009, 7181007, 7191025, 7191034, 7191035, 7191038, 7196000, 7205000, 7205001, 7215000, 7215001, 7215002, 7225000, 7245001

## Version Comments

COMMITMENT:  
CR125/2024 C 167/2023 F153 adjusted per CR473/2024 C 130/2024: 2025-2027 F234 \$6,550,000, 2025-2028 F234 \$4,000,000, 2028 F234 \$3,634,529

PLACEHOLDER:  
CR125/2024 C 167/2023 F153 adjusted per CR473/2024 C 130/2024: 2029-2034 F234 \$4,000,000, 2029 F234 \$5,000,000, 2030 F234 \$2,915,471 approved for immediate use once the funding year falls within 5 years and funds are committed.

Note:  
B57/2020 - C 198/2019: Administration is requesting Council approval to transfer funding between each of DMAF-funded project ids within Peoplesoft, subject to approval of the DMAF Executive Committee.

<b>Project Detailed Forecast</b>												
<b>GL Account</b>	<b>2025</b>	<b>2026</b>	<b>2027</b>	<b>2028</b>	<b>2029</b>	<b>2030</b>	<b>2031</b>	<b>2032</b>	<b>2033</b>	<b>2034</b>	<b>Total</b>	
<b>Expenses</b>												
5410 Construction Contracts - TCA	17,174,958	13,824,443	10,660,923	8,149,575	9,000,000	6,915,471	4,000,000	4,000,000	4,000,000	4,000,000	81,725,370	
Total	17,174,958	13,824,443	10,660,923	8,149,575	9,000,000	6,915,471	4,000,000	4,000,000	4,000,000	4,000,000	81,725,370	
<b>Revenues</b>												
234CF Committed Funding	10,550,000	10,550,000	10,550,000	7,634,529	9,000,000	6,915,471	4,000,000	4,000,000	4,000,000	4,000,000	71,200,000	
6320 Canada Specific Grants	6,490,443	3,274,443	110,923	515,046	0	0	0	0	0	0	10,390,855	
6735 Recovery Of Expenses EXTERNAL	134,515	0	0	0	0	0	0	0	0	0	134,515	
Total	17,174,958	13,824,443	10,660,923	8,149,575	9,000,000	6,915,471	4,000,000	4,000,000	4,000,000	4,000,000	81,725,370	

<b>Related Projects</b>	<b>Historical Approved Budget</b>				<b>Operating Budget Impact</b>		
	<b>Year</b>	<b>Total Expense</b>	<b>Revenue</b>				
			<b>Net City Cost</b>	<b>Subsidies</b>			
	2019	4,566,886	4,230,000	336,886			
	2020	6,956,181	3,276,000	3,680,181			
	2021	8,048,551	3,005,000	5,043,551			
	2022	8,670,440	2,750,000	5,920,440			
	2023	9,055,038	5,350,000	3,705,038			
	2024	19,557,094	14,265,000	5,292,094			

<b>Year Identified</b>	<b>Start Date</b>	<b>Project Type for 2025</b>	<b>Project Lead</b>	<b>Est. Completion Date</b>
2019	January 1, 2017	Growth: 0.0 % Maintenance: 100.0 %	Colleen Middaugh	2032`



# Project Version Summary

<b>Project #</b>	ENG-005-22	<b>Service Area</b>	Infrastructure Services
<b>Budget Year</b>	2025	<b>Department</b>	Engineering
<b>Asset Type</b>	Unassigned	<b>Division</b>	Corporate Projects
<b>Title</b>	Sandwich Retention Treatment Basin (RTB) - DMAF 4		
<b>Budget Status</b>	Mayor's Recommended Budget		
<b>Major Category</b>	Sewers Infrastructure		
<b>Wards</b>	Ward 2		
<b>Version Name</b>	Main (Active)		

**Project Description**

The Sandwich Retention Treatment Basin (RTB) will reduce the risk of basement flooding across the Lou Romano Water Reclamation Plant (LRWRP) drainage area during extreme precipitation events and meet the Ministry's Procedure F-5-5 for combined sewer overflows (CSO) requirements. A series of RTB-related projects have been identified through the Windsor Riverfront West CSO Control "Schedule C" Class EA Environmental Study Report and confirmed by the approved Sewer Master Plan. This project was submitted as part of Disaster Mitigation and Adaptation Fund (DMAF) Intake 4. The Federal government, through the Disaster Mitigation and Adaptation Fund, will fund \$32,740,800 of the work, City funding is for the remaining cost, including debt financing which City Council approved on September 5, 2023 (CR383/2023) and March 18, 2024 (CR126/2024).

**Version Description**

Individual Project budgets are subject to change per DMAF Executive Committee.

Below is a listing of projects:

- CSO Collector Sewer and upgrades Interceptor Chambers
- Pumping Station to raise flow from CSO Collector Sewer to RTB
- Retention Treatment Basin
- Outfall Sewer from RTB to Detroit River

Project Comments/Reference	Version Comments
7225001	<p>COMMITMENTS: CR454/2021 C 138/2021 F153 adjusted per CR473/2024 C 130/2024: 2027 F153 \$2,813,776, F234 \$937,925, 2028 F153 \$4,415,813 F234 \$1,471,938. (F153 adjusted per CR473/2024)</p> <p>PLACEHOLDER: CR454/2021 C 138/2021 F153 adjusted per CR473/2024 C 130/2024: 2029 F153 \$6,440,813 F234 \$2,146,938, 2030 F153 \$8,990,813 F234 \$2,996,938, 2031 F153 \$9,000,000 F234 \$3,000,000, 2032 F153 \$10,188,784 F234 \$3,396,262.</p>

<b>Project Detailed Forecast</b>											
GL Account	2025	2026	2027	2028	2029	2030	2031	2032	2033	2034	Total
<b>Expenses</b>											
2951 INTERNAL Service Salary Allocn	0	0	3,751,701	5,887,751	8,587,751	11,987,751	12,000,000	13,585,046	0	0	55,800,000
Total	0	0	3,751,701	5,887,751	8,587,751	11,987,751	12,000,000	13,585,046	0	0	55,800,000
<b>Revenues</b>											
153CF Committed Funding	0	0	2,813,776	4,415,813	6,440,813	8,990,813	9,000,000	10,188,784	0	0	41,849,999
234CF Committed Funding	0	0	937,925	1,471,938	2,146,938	2,996,938	3,000,000	3,396,262	0	0	13,950,001
Total	0	0	3,751,701	5,887,751	8,587,751	11,987,751	12,000,000	13,585,046	0	0	55,800,000



Related Projects		Historical Approved Budget		Operating Budget Impact
Year Identified	Start Date	Project Type for 2025	Project Lead	Est. Completion Date
2022	January 1, 2022	Growth: 0.0 % Maintenance: 0.0 %	Colleen Middaugh	2032`



# Project Version Summary

<b>Project #</b>	ENG-008-25	<b>Service Area</b>	Infrastructure Services
<b>Budget Year</b>	2025	<b>Department</b>	Engineering
<b>Asset Type</b>	Unassigned	<b>Division</b>	Corporate Projects
<b>Title</b>	350 City Hall Square Capital Repairs		
<b>Budget Status</b>	Mayor's Recommended Budget		
<b>Major Category</b>	Corporate Property Infrastructure		
<b>Wards</b>	Ward 3		
<b>Version Name</b>	Main (Active)		

<b>Project Description</b>	Funds to cover repairs and replacements of building components, equipment and building systems at 350 City Hall Square West.
----------------------------	--

<b>Version Description</b>	Initial funding is meant to address options for dedicated power infrastructure for the 350 City Hall Square West building, along with the corresponding civil constructions works.
----------------------------	--

<b>Project Comments/Reference</b>	<b>Version Comments</b>
-----------------------------------	-------------------------

<b>Project Detailed Forecast</b>		2025	2026	2027	2028	2029	2030	2031	2032	2033	2034	Total
<b>Expenses</b>												
5410	Construction Contracts - TCA	2,000,000	0	0	0	0	0	0	0	0	0	2,000,000
	Total	2,000,000	0	0	0	0	0	0	0	0	0	2,000,000
<b>Revenues</b>												
169	Pay As You Go - Capital Reserve	2,000,000	0	0	0	0	0	0	0	0	0	2,000,000
	Total	2,000,000	0	0	0	0	0	0	0	0	0	2,000,000

<b>Related Projects</b>	<b>Historical Approved Budget</b>	<b>Operating Budget Impact</b>
-------------------------	-----------------------------------	--------------------------------

Year Identified	Start Date	Project Type for 2025	Project Lead	Est. Completion Date
2025	January 1, 2025	Growth: 100.0 % Maintenance: 0.0 %	Colleen Middaugh	2027



## Project Version Summary

<b>Project #</b>	ENG-010-25	<b>Service Area</b>	Infrastructure Services
<b>Budget Year</b>	2025	<b>Department</b>	Engineering
<b>Asset Type</b>	Unassigned	<b>Division</b>	Corporate Projects
<b>Title</b>	Banwell Road Corridor Improvements - South of EC Row to City Limits		
<b>Budget Status</b>	Mayor's Recommended Budget		
<b>Major Category</b>	Roads Infrastructure		
<b>Wards</b>	Ward 7, Ward 9		
<b>Version Name</b>	Main (Active)		

<b>Project Description</b>	
<p>The 2016 Banwell Road Environmental Study Report recommends improvements to Banwell Road from Tecumseh Rd E to the City Limits (Canadian Pacific Railway). Banwell Road Phase 1 from Tecumseh Rd E to Palmetto was constructed in 2020 (ECP-002-10). Banwell Road Phase 2 and the roundabout at Banwell Road and Mulberry was completed in 2023 (ECP-002-10).</p> <p>Improvements to Banwell Road from south of the EC Row expressway to the City limits will support the traffic needs of the NextStar Battery Plant, the Tecumseh Hamlet secondary plan area, existing development along the Banwell corridor north of Tecumseh Road and the Sandwich South land development.</p> <p>The City has applied for grant funding under the Housing-Enabling Core Systems Fund for portions of this work. If successful, funding received would be used to offset anticipated expenditures.</p> <p>This project is currently funded through future Development Charge revenues. Funding has been provided in 2029 for this work.</p>	
<b>Version Description</b>	
Funding in 2029 will be used for design, land acquisition and construction of the widening of Banwell from south of EC Row Expressway to the City Limit.	
<b>Project Comments/Reference</b>	<b>Version Comments</b>

<b>Project Detailed Forecast</b>												
<b>GL Account</b>		<b>2025</b>	<b>2026</b>	<b>2027</b>	<b>2028</b>	<b>2029</b>	<b>2030</b>	<b>2031</b>	<b>2032</b>	<b>2033</b>	<b>2034</b>	<b>Total</b>
<b>Expenses</b>												
5410	Construction Contracts - TCA	0	0	0	0	43,600,000	0	0	0	0	0	43,600,000
	Total	0	0	0	0	43,600,000	0	0	0	0	0	43,600,000
<b>Revenues</b>												
108	Dev Chg -SSPD - Roads & Related	0	0	0	0	8,348,766	0	0	0	0	0	8,348,766
108CF	Committed Funding	0	0	0	0	1,461,234	0	0	0	0	0	1,461,234
110	Dev Chg-SSPD-Storm Swr &Mun Dr	0	0	0	0	927,641	0	0	0	0	0	927,641
110CF	Committed Funding	0	0	0	0	162,359	0	0	0	0	0	162,359
115	Dev Chg - Roads & Related	0	0	0	0	25,046,297	0	0	0	0	0	25,046,297
115CF	Committed Funding	0	0	0	0	4,383,703	0	0	0	0	0	4,383,703
117	Dev Chg - Storm & Drains	0	0	0	0	2,782,921	0	0	0	0	0	2,782,921
117CF	Committed Funding	0	0	0	0	487,079	0	0	0	0	0	487,079
	Total	0	0	0	0	43,600,000	0	0	0	0	0	43,600,000
<b>Related Projects</b>		<b>Historical Approved Budget</b>					<b>Operating Budget Impact</b>					
<b>Year Identified</b>	<b>Start Date</b>	<b>Project Type for 2025</b>		<b>Project Lead</b>			<b>Est. Completion Date</b>					
2025		Growth: 0.0 % Maintenance: 0.0 %		Patrick Robitaille			TBD`					



# Project Version Summary

<b>Project #</b>	ENG-011-17	<b>Service Area</b>	Infrastructure Services
<b>Budget Year</b>	2025	<b>Department</b>	Engineering
<b>Asset Type</b>	Unassigned	<b>Division</b>	Corporate Projects
<b>Title</b>	400 City Hall Square - Capital Repairs		
<b>Budget Status</b>	Mayor's Recommended Budget		
<b>Major Category</b>	Corporate Property Infrastructure		
<b>Wards</b>	Ward 3		
<b>Version Name</b>	Main (Active)		

<b>Project Description</b>
Funds to cover repairs/replacements of building envelope, components, equipment and building systems at 400 CHS.

<b>Version Description</b>
Specific work identified at this time is as follows: 2026 to 2027 – Modernization of the three passenger elevators 2028 to 2034 - Funding to be prioritized based on regular Building Condition Assessments and other identified needs
Enterprise Risk(s): This funding will mitigate against the identified infrastructure enterprise risk. The lack of funding for these works will result in deferral of repairs and increase the likelihood of over expenditures in the operating budget when emergency repairs must be undertaken.

<b>Project Comments/Reference</b>	<b>Version Comments</b>
7171011	

<b>Project Detailed Forecast</b>											
<b>GL Account</b>	<b>2025</b>	<b>2026</b>	<b>2027</b>	<b>2028</b>	<b>2029</b>	<b>2030</b>	<b>2031</b>	<b>2032</b>	<b>2033</b>	<b>2034</b>	<b>Total</b>
<b>Expenses</b>											
5410 Construction Contracts - TCA	0	500,000	500,000	100,000	100,000	100,000	100,000	225,000	250,000	150,000	2,025,000
Total	0	500,000	500,000	100,000	100,000	100,000	100,000	225,000	250,000	150,000	2,025,000
<b>Revenues</b>											
186 400 City Hall Square E.	0	500,000	500,000	100,000	100,000	100,000	100,000	225,000	250,000	150,000	2,025,000
Total	0	500,000	500,000	100,000	100,000	100,000	100,000	225,000	250,000	150,000	2,025,000

<b>Related Projects</b>	<b>Historical Approved Budget</b>				<b>Operating Budget Impact</b>
	<b>Year</b>	<b>Total Expense</b>	<b>Revenue</b>		
			<b>Net City Cost</b>	<b>Subsidies</b>	
	2017	100,000	100,000	0	
	2019	300,000	300,000	0	
	2020	700,000	700,000	0	
	2021	500,000	500,000	0	
	2023	129,700	129,700	0	
	2024	1,690,300	1,690,300	0	

<b>Year Identified</b>	<b>Start Date</b>	<b>Project Type for 2025</b>	<b>Project Lead</b>	<b>Est. Completion Date</b>
2017	January 1, 2017	Growth: 0.0 % Maintenance: 0.0 %	Robert Shelton	Ongoing



# Project Version Summary

<b>Project #</b>	ENG-011-25	<b>Service Area</b>	Infrastructure Services
<b>Budget Year</b>	2025	<b>Department</b>	Engineering
<b>Asset Type</b>	Unassigned	<b>Division</b>	Corporate Projects
<b>Title</b>	Little River Stormwater Study		
<b>Budget Status</b>	Mayor's Recommended Budget		
<b>Major Category</b>	Community & Economic Development		
<b>Wards</b>	Ward 7		
<b>Version Name</b>	Main (Active)		

<b>Project Description</b>												
These funds will be used for an analysis of the Little River which will consider the recent works on Lauzon (Hawthorne to Cantelon), updates to the sewer master plan model and Upper Little River floodplain mapping. Additionally, the study will consider the feasibility of stormwater management practices adjacent to and/or within the Little River to improve floodplain conditions and provide resiliency in the Little River watershed.												
<b>Version Description</b>												
<b>Project Comments/Reference</b>												
<b>Version Comments</b>												
<b>Project Detailed Forecast</b>												
<b>GL Account</b>		<b>2025</b>	<b>2026</b>	<b>2027</b>	<b>2028</b>	<b>2029</b>	<b>2030</b>	<b>2031</b>	<b>2032</b>	<b>2033</b>	<b>2034</b>	<b>Total</b>
<b>Expenses</b>												
2915	Consulting Services - External	250,000	0	0	0	0	0	0	0	0	0	250,000
	Total	250,000	0	0	0	0	0	0	0	0	0	250,000
<b>Revenues</b>												
169	Pay As You Go - Capital Reserve	250,000	0	0	0	0	0	0	0	0	0	250,000
	Total	250,000	0	0	0	0	0	0	0	0	0	250,000
<b>Related Projects</b>												
<b>Historical Approved Budget</b>												
<b>Operating Budget Impact</b>												
<b>Year Identified</b>	<b>Start Date</b>	<b>Project Type for 2025</b>			<b>Project Lead</b>			<b>Est. Completion Date</b>				
2025	January 1, 2025	Growth: 0.0 % Maintenance: 0.0 %			D. Simpson / S. McGuire			TBD`				



# Project Version Summary

<b>Project #</b>	ENG-013-20	<b>Service Area</b>	Infrastructure Services
<b>Budget Year</b>	2025	<b>Department</b>	Engineering
<b>Asset Type</b>	Unassigned	<b>Division</b>	Corporate Projects
<b>Title</b>	Sandwich and Prospect Sewer Rehabilitation & Drainage Improvements		
<b>Budget Status</b>	Mayor's Recommended Budget		
<b>Major Category</b>	Sewers Infrastructure		
<b>Wards</b>	Ward 2		
<b>Version Name</b>	Main (Active)		

<b>Project Description</b>
<p>As part of the Gordie Howe International Bridge (GHIB) Project, over \$12 million will be invested by the Federal government into road improvements to Sandwich Street.</p> <p>Sewer upgrades on Sandwich Street between Ojibway Parkway and Rosedale Ave. (approx. 3 km) are required before WDBA/BNA completes the work identified above. This will allow the City to maximize the benefits of this funding and may allow for cost efficiencies. The Sandwich St Sewer Rehabilitation construction was completed in early 2024.</p> <p>Drainage improvements on a portion of Sandwich Street and Prospect Avenue are also included. Funding will be cost shared between the Federal government and the City of Windsor</p>

<b>Version Description</b>
<p>The Sandwich St Sewer Rehabilitation was completed in 2024.</p> <p>Funding shown within the 10-year is for the sewer upgrades and the City's share of the drainage improvements. The Federal government will cover a portion of the overall cost.</p>

<b>Project Comments/Reference</b>	<b>Version Comments</b>
7209009	

<b>Project Detailed Forecast</b>											
<b>GL Account</b>	<b>2025</b>	<b>2026</b>	<b>2027</b>	<b>2028</b>	<b>2029</b>	<b>2030</b>	<b>2031</b>	<b>2032</b>	<b>2033</b>	<b>2034</b>	<b>Total</b>
<b>Expenses</b>											
5410 Construction Contracts - TCA	0	0	0	0	0	0	0	0	1,000,000	0	1,000,000
Total	0	0	0	0	0	0	0	0	1,000,000	0	1,000,000
<b>Revenues</b>											
234 Stormwater Sewer Surcharge	0	0	0	0	0	0	0	0	1,000,000	0	1,000,000
Total	0	0	0	0	0	0	0	0	1,000,000	0	1,000,000

Related Projects		Historical Approved Budget			Operating Budget Impact
			Revenue		
		Year	Total Expense	Net City Cost	Subsidies
		2020	1,255,000	1,255,000	0
		2021	4,740,800	4,740,800	0
		2022	2,030,000	2,030,000	0
		2023	2,030,000	2,030,000	0
		2024	1,713,750	1,713,750	0
Year Identified	Start Date	Project Type for 2025		Project Lead	Est. Completion Date
2020	January 1, 2020	Growth: 0.0 % Maintenance: 0.0 %		Stacey McGuire	Ongoing`





# Project Version Summary

<b>Project #</b>	ENG-014-20	<b>Service Area</b>	Infrastructure Services
<b>Budget Year</b>	2025	<b>Department</b>	Engineering
<b>Asset Type</b>	Unassigned	<b>Division</b>	Corporate Projects
<b>Title</b>	Wildlife Crossing(s) / Eco-passage(s)		
<b>Budget Status</b>	Mayor's Recommended Budget		
<b>Major Category</b>	Parks & Recreation		
<b>Wards</b>	Ward 1		
<b>Version Name</b>	Main (Active)		

<b>Project Description</b>
A study is underway to identify potential solutions for eco-passage connectivity on Matchett Road and Malden Road to provide an ecological connection(s) between Ojibway Park and the Spring Garden Natural area.

<b>Version Description</b>
In accordance with B11/2020 (C 202/2019) & B6/2021, Council approved the completion of a study to identify solutions for eco-passage connectivity in the Ojibway Prairie Complex Area, including crossings on Matchett Road and Malden Road.
2026: Placeholder funding for implementation of Study recommendations.
Administration will continue to pursue funding opportunities and/or grants.

<b>Project Comments/Reference</b>	<b>Version Comments</b>
7201005 – Malden/Matchett Eco-passage Location Study 7201003 – Ojibway Parkway Wildlife Crossing	

<b>Project Detailed Forecast</b>											
<b>GL Account</b>	<b>2025</b>	<b>2026</b>	<b>2027</b>	<b>2028</b>	<b>2029</b>	<b>2030</b>	<b>2031</b>	<b>2032</b>	<b>2033</b>	<b>2034</b>	<b>Total</b>
<b>Expenses</b>											
5410 Construction Contracts - TCA	0	250,000	0	0	0	0	0	0	0	0	250,000
Total	0	250,000	0	0	0	0	0	0	0	0	250,000
<b>Revenues</b>											
169 Pay As You Go - Capital Reserve	0	250,000	0	0	0	0	0	0	0	0	250,000
Total	0	250,000	0	0	0	0	0	0	0	0	250,000

<b>Related Projects</b>	<b>Historical Approved Budget</b>	<b>Operating Budget Impact</b>									
	<table border="1"> <tr> <td></td> <td colspan="2"><b>Revenue</b></td> </tr> <tr> <td><u>Year</u></td> <td><u>Total Expense</u></td> <td><u>Net City Cost</u>    <u>Subsidies</u></td> </tr> <tr> <td>2021</td> <td>250,000</td> <td>250,000    0</td> </tr> </table>		<b>Revenue</b>		<u>Year</u>	<u>Total Expense</u>	<u>Net City Cost</u> <u>Subsidies</u>	2021	250,000	250,000    0	
	<b>Revenue</b>										
<u>Year</u>	<u>Total Expense</u>	<u>Net City Cost</u> <u>Subsidies</u>									
2021	250,000	250,000    0									

<b>Year Identified</b>	<b>Start Date</b>	<b>Project Type for 2025</b>	<b>Project Lead</b>	<b>Est. Completion Date</b>
2020	December 31, 2019	Growth: 0.0 % Maintenance: 0.0 %	Colleen Middaugh	Ongoing`



# Project Version Summary

<b>Project #</b>	HCP-002-09	<b>Service Area</b>	Infrastructure Services
<b>Budget Year</b>	2025	<b>Department</b>	Engineering
<b>Asset Type</b>	Unassigned	<b>Division</b>	Corporate Projects
<b>Title</b>	Fire Hall Capital Refurbishment Program		
<b>Budget Status</b>	Mayor's Recommended Budget		
<b>Major Category</b>	Corporate Property Infrastructure		
<b>Wards</b>	City Wide		
<b>Version Name</b>	Main (Active)		

**Project Description**  
 This project is used for Fire Hall capital repairs that are prioritized annually by Facilities in consultation with Fire.

**Version Description**  
 Funds for repairs/replacements as needed.

<b>Project Comments/Reference</b>	<b>Version Comments</b>
7091015	

GL Account	2025	2026	2027	2028	2029	2030	2031	2032	2033	2034	Total
<b>Expenses</b>											
5410 Construction Contracts - TCA	0	0	150,000	0	0	0	0	0	0	0	150,000
Total	0	0	150,000	0	0	0	0	0	0	0	150,000
<b>Revenues</b>											
221 Service Sustainability Investm	0	0	150,000	0	0	0	0	0	0	0	150,000
Total	0	0	150,000	0	0	0	0	0	0	0	150,000

Related Projects	Historical Approved Budget				Operating Budget Impact		
	Year	Total Expense	Revenue		Effective Date	Unknown	Exp/(Rev) FTE Impact
			Net City Cost	Subsidies			
	2009	150,750	150,750	0	No operating budget impact.	0	0
	2012	150,000	0	150,000			
	2014	210,000	0	210,000			
	2016	59,500	59,500	0			
	2017	150,000	150,000	0			
	2018	150,000	150,000	0			
	2022	100,000	100,000	0			
	2023	150,000	150,000	0			

Year Identified	Start Date	Project Type for 2025	Project Lead	Est. Completion Date
2009	January 2, 2016	Growth: 0.0 % Maintenance: 0.0 %	Robert Shelton	2028`



# Project Version Summary

<b>Project #</b>	HCP-005-08	<b>Service Area</b>	Infrastructure Services
<b>Budget Year</b>	2025	<b>Department</b>	Engineering
<b>Asset Type</b>	Unassigned	<b>Division</b>	Corporate Projects
<b>Title</b>	Corporate Facilities Paving Program		
<b>Budget Status</b>	Mayor's Recommended Budget		
<b>Major Category</b>	Corporate Property Infrastructure		
<b>Wards</b>	City Wide		
<b>Version Name</b>	Main (Active)		

<b>Project Description</b>												
Some of the asphalt paving and concrete approaches at Corporate Facilities are beyond their life expectancy or have become damaged. This includes cracked and uneven surfaces which cause trip hazards and allow water to penetrate the surface which will erode the base layer and ultimately speed up the deterioration of the surface layer. In extreme cases vehicle damage may occur. Depressions on the surface allow ponding water to freeze and thaw rapidly which can quickly break up materials. The repairs to these surfaces will reduce vehicle wear and damage as well as reduce liability associated with trip and fall incidents.												
<b>Version Description</b>												
Repair / replacement of asphalt paving and concrete approaches city wide that are beyond their life expectancy.												
Majority of funding in the years 2028 - 2030 will be for the reconstruction of parking lots at 2437 Howard Ave., Lakeview Park Marina, Willistead Manor, and Huron Lodge. The remainder of funding to be prioritized based on Building Condition Assessments and other identified needs												
Enterprise Risk(s): This funding will mitigate against the identified infrastructure enterprise risk. The lack of funding for these works will result in deferral of repairs and increase the likelihood of over expenditures in the operating budget when emergency repairs must be undertaken												
<b>Project Comments/Reference</b>						<b>Version Comments</b>						
7101016												
<b>Project Detailed Forecast</b>												
<b>GL Account</b>		<b>2025</b>	<b>2026</b>	<b>2027</b>	<b>2028</b>	<b>2029</b>	<b>2030</b>	<b>2031</b>	<b>2032</b>	<b>2033</b>	<b>2034</b>	<b>Total</b>
<b>Expenses</b>												
5410	Construction Contracts - TCA	100,000	0	100,000	1,000,000	2,550,000	2,500,000	850,000	250,000	600,000	450,000	8,400,000
	Total	100,000	0	100,000	1,000,000	2,550,000	2,500,000	850,000	250,000	600,000	450,000	8,400,000
<b>Revenues</b>												
221	Service Sustainability Investm	100,000	0	100,000	1,000,000	2,550,000	2,500,000	850,000	250,000	600,000	450,000	8,400,000
	Total	100,000	0	100,000	1,000,000	2,550,000	2,500,000	850,000	250,000	600,000	450,000	8,400,000

Related Projects		Historical Approved Budget			Operating Budget Impact				
		Year	Total Expense	Revenue		Effective Date	Unknown	Exp/(Rev)	FTE Impact
				Net City Cost	Subsidies				
		2008	49,500	49,500	0				
		2009	34,000	34,000	0				
		2010	30,000	30,000	0				
		2015	128,500	128,500	0				
		2016	100,000	100,000	0				
		2017	600,000	600,000	0				
		2018	150,000	150,000	0				
		2019	100,000	100,000	0				
		2021	1,215,000	1,215,000	0				
		2022	1,070,000	1,070,000	0				
		2023	100,000	100,000	0				
		2024	1,815,000	1,815,000	0				
Year Identified	Start Date	Project Type for 2025	Project Lead		Est. Completion Date				
2008	January 1, 2015	Growth: 0.0 % Maintenance: 100.0 %	Robert Shelton		Ongoing`				



# Project Version Summary

<b>Project #</b>	OPS-006-19	<b>Service Area</b>	Infrastructure Services
<b>Budget Year</b>	2025	<b>Department</b>	Engineering
<b>Asset Type</b>	Unassigned	<b>Division</b>	Corporate Projects
<b>Title</b>	Food and Organic Waste Collection and Treatment		
<b>Budget Status</b>	Mayor's Recommended Budget		
<b>Major Category</b>	Corporate Property Infrastructure		
<b>Wards</b>	City Wide		
<b>Version Name</b>	Main (Active)		

**Project Description**

As of April 30th, 2018, the MECP released the finalized Framework for Ontario's Food and Organic Waste. The result is that the City of Windsor, due to its population and density, will be required to provide curbside collection of food waste. This would be in addition to the existing yard waste collection.

In August 2022, the EWSWA Board approved a 5-year contract with a Short-Term Service provider to ensure compliance by 2025. The next phase includes procurement of a collection and transfer contractor.

Evaluation of long-term options is required to establish a plan for long-term organic waste processing services.

**Version Description**

2025: Engineering and consultant costs for evaluating long-term organic waste processing, including feedstock composition, environmental attributes, site selection, etc. Additional funding requirements will be identified following the completion of these evaluations.

<b>Project Comments/Reference</b>	<b>Version Comments</b>
7184005 (Consultant review options specific to the City of Windsor)	

<b>Project Detailed Forecast</b>		2025	2026	2027	2028	2029	2030	2031	2032	2033	2034	Total
<b>Expenses</b>												
2950	Other Prof Services- External	254,000	0	0	0	0	0	0	0	0	0	254,000
	Total	254,000	0	0	0	0	0	0	0	0	0	254,000
<b>Revenues</b>												
169	Pay As You Go - Capital Reserve	254,000	0	0	0	0	0	0	0	0	0	254,000
	Total	254,000	0	0	0	0	0	0	0	0	0	254,000

<b>Related Projects</b>	<b>Historical Approved Budget</b>				<b>Operating Budget Impact</b>			
		<b>Revenue</b>			<b>Effective Date</b>	Unknown	<b>Exp/(Rev)</b>	FTE Impact
	<b>Year</b>	<b>Total Expense</b>	<b>Net City Cost</b>	<b>Subsidies</b>	<b>Description</b>		0	0
	2021	165,000	165,000	0	No Operating Budget Impact at the Consulting stage			
	2022	20,000	20,000	0				
2024	223,000	223,000	0					

<b>Year Identified</b>	<b>Start Date</b>	<b>Project Type for 2025</b>	<b>Project Lead</b>	<b>Est. Completion Date</b>
2019	September 1, 2018	Growth: 100.0 % Maintenance: 0.0 %	Tracy Beadow	Ongoing



# Project Version Summary

<b>Project #</b>	OPS-007-07	<b>Service Area</b>	Infrastructure Services
<b>Budget Year</b>	2025	<b>Department</b>	Engineering
<b>Asset Type</b>	Unassigned	<b>Division</b>	Corporate Projects
<b>Title</b>	Public Works Operations Facilities Refurbishment		
<b>Budget Status</b>	Mayor's Recommended Budget		
<b>Major Category</b>	Corporate Property Infrastructure		
<b>Wards</b>	City Wide		
<b>Version Name</b>	Main (Active)		

**Project Description**

Ongoing improvements to Public Works buildings including Crawford Yard, Environmental Yard and Traffic Operations based on priority.

The Maintenance, Contracts, Field Services, and Fleet Divisions are headquartered at the Crawford Yard Facility. Satellite locations for these divisions include the east end winter control salt storage and administrative trailer at 3540 N. Service Rd.

Crawford Yard Facility was converted from prior industrial uses to accommodate Public Works staff over 45 years ago. There is a salt dome and 4 buildings with material storage/processing areas on-site. Rehabilitation and renovation are required on an ongoing basis due to changes in technological and operational requirements and the age of the various buildings and the site.

**Version Description**

This project includes an annual allotment for various repairs, to address health & safety issues, unexpected needs and to perform proper maintenance in addition to funding for upgrade and renovation projects as they are identified.

Immediate priorities at this time include:

- Crawford Yard Mechanical Upgrades
- Crawford Yard Stockroom Renovation
- Traffic Sign Shop Ventilation Upgrades
- 2032 - Crawford Yard Canopy at rear of salt dome
- 2034 - Exterior Doors

Other funding to be prioritized based upon regular Building Conditions Assessment reports and other identified needs.

Project Comments/Reference	Version Comments
7141029	

Project Detailed Forecast		2025	2026	2027	2028	2029	2030	2031	2032	2033	2034	Total
<b>Expenses</b>												
5410	Construction Contracts - TCA	25,000	25,000	25,000	100,000	800,000	100,000	25,000	365,000	450,000	500,000	2,415,000
	Total	25,000	25,000	25,000	100,000	800,000	100,000	25,000	365,000	450,000	500,000	2,415,000
<b>Revenues</b>												
221	Service Sustainability Investm	25,000	25,000	25,000	100,000	800,000	100,000	25,000	365,000	450,000	500,000	2,415,000
	Total	25,000	25,000	25,000	100,000	800,000	100,000	25,000	365,000	450,000	500,000	2,415,000

Related Projects		Historical Approved Budget			Operating Budget Impact				
		Year	Total Expense	Revenue		Effective Date	Unknown	Exp/(Rev)	FTE Impact
				Net City Cost	Subsidies				
		2007	50,000	50,000	0				
		2008	50,000	50,000	0				
		2009	50,000	50,000	0				
		2010	50,000	50,000	0				
		2011	50,000	50,000	0				
		2014	500,000	300,000	200,000				
		2015	275,000	275,000	0				
		2016	50,000	50,000	0				
		2017	75,000	75,000	0				
		2018	373,360	271,000	102,360				
		2019	490,720	490,720	0				
		2020	25,000	25,000	0				
		2021	596,101	596,101	0				
		2022	575,000	575,000	0				
		2023	653,899	653,899	0				
		2024	25,000	25,000	0				
Year Identified	Start Date	Project Type for 2025	Project Lead	Est. Completion Date					
2007	January 1, 2015	Growth: 0.0 % Maintenance: 100.0 %	Robert Shelton	Ongoing`					



# Project Version Summary

<b>Project #</b>	PFO-001-12	<b>Service Area</b>	Infrastructure Services
<b>Budget Year</b>	2025	<b>Department</b>	Engineering
<b>Asset Type</b>	Unassigned	<b>Division</b>	Corporate Projects
<b>Title</b>	Corporate Properties Security Systems and Infrastructure		
<b>Budget Status</b>	Mayor's Recommended Budget		
<b>Major Category</b>	Corporate Property Infrastructure		
<b>Wards</b>	City Wide		
<b>Version Name</b>	Main (Active)		

**Project Description**

The Corporate Security Infrastructure forms an important element of safe facilities for both municipal staff and the public. It includes items such as card access equipment, intrusion alarms, cameras, monitors, digital video recording devices, customer service counters, electric strikes with door release buttons, door hardware and exterior lighting, fencing and automated gates. This program funds the necessary repairs, modifications, expansions and upgrades to existing systems, as well as the funding to install new infrastructure, as required, where none has previously existed.

**Version Description**

This project includes an annual allotment for system maintenance and conversion of key control systems at City facilities as well as specific upgrades and replacements as required.

Specific work identified at this time is as follows:

- Upgrade / replacement of existing CCTV and card access equipment
- Corporate Security Upgrades
- Upgrades at 400 CHS

Other funding to be prioritized based upon regular Building Conditions Assessment reports and other identified needs.

<b>Project Comments/Reference</b>	<b>Version Comments</b>
7053035 - This capital account replaces both Corporate Wide Security Systems and Security Infrastructure Improvements.	

<b>Project Detailed Forecast</b>												
<b>GL Account</b>		<b>2025</b>	<b>2026</b>	<b>2027</b>	<b>2028</b>	<b>2029</b>	<b>2030</b>	<b>2031</b>	<b>2032</b>	<b>2033</b>	<b>2034</b>	<b>Total</b>
<b>Expenses</b>												
5410	Construction Contracts - TCA	750,000	150,000	150,000	75,000	75,000	75,000	325,000	100,000	450,000	100,000	2,250,000
	Total	750,000	150,000	150,000	75,000	75,000	75,000	325,000	100,000	450,000	100,000	2,250,000
<b>Revenues</b>												
169	Pay As You Go - Capital Reserve	25,000	75,000	75,000	0	0	0	0	80,000	0	70,000	325,000
221	Service Sustainability Investm	725,000	75,000	75,000	75,000	75,000	75,000	325,000	20,000	450,000	30,000	1,925,000
	Total	750,000	150,000	150,000	75,000	75,000	75,000	325,000	100,000	450,000	100,000	2,250,000



Related Projects		Historical Approved Budget			Operating Budget Impact				
		Year	Total Expense	Revenue		Effective Date	Unknown	Exp/(Rev)	FTE Impact
				Net City Cost	Subsidies				
		2012	50,000	50,000	0				
		2013	50,000	50,000	0				
		2014	106,500	106,500	0				
		2015	100,000	100,000	0				
		2016	100,000	100,000	0				
		2017	50,000	50,000	0				
		2018	50,000	50,000	0				
		2019	135,000	135,000	0				
		2020	50,000	50,000	0				
		2021	75,000	75,000	0				
		2022	125,000	125,000	0				
		2023	75,000	75,000	0				
		2024	150,000	150,000	0				
<b>Year Identified</b>	<b>Start Date</b>	<b>Project Type for 2025</b>		<b>Project Lead</b>		<b>Est. Completion Date</b>			
2012	January 1, 2015	Growth: 3.3 % Maintenance: 96.7 %		Robert Shelton		Ongoing`			



# Project Version Summary

<b>Project #</b>	PFO-002-12	<b>Service Area</b>	Infrastructure Services
<b>Budget Year</b>	2025	<b>Department</b>	Engineering
<b>Asset Type</b>	Unassigned	<b>Division</b>	Corporate Projects
<b>Title</b>	Facility Structural, Building Envelope and General Exterior Maintenance Program		
<b>Budget Status</b>	Mayor's Recommended Budget		
<b>Major Category</b>	Corporate Property Infrastructure		
<b>Wards</b>	City Wide		
<b>Version Name</b>	Main (Active)		

**Project Description**  
 This program is intended to fund structural, building envelope and general exterior repairs at all corporately owned facilities. These improvements generally include repairs or replacements to facades (brick, stone, EIFS, siding), windows, exterior doors, flashings, sealants, etc.

**Version Description**  
 This project includes an annual allotment to cover repairs on an as needed basis.  
 Immediate priorities identified at this time include:  
 - Computer for Kids Renovation (4150 Sandwich)  
 - 930 Mercer Exterior Wall Insulation and Siding  
 - Window replacements at the Crawford Site  
 - WFCU Cladding System  
 Remaining funding to be prioritized based on regular Building Condition Assessment Reports and other identified needs.  
 Enterprise Risk(s): This funding will mitigate against the identified Infrastructure enterprise risk. The lack of funding for these works will result in deferral of repairs and increase the likelihood of over expenditures in the operating budget when emergency repairs must be undertaken.

<b>Project Comments/Reference</b>	<b>Version Comments</b>
7151017	

<b>Project Detailed Forecast</b>											
GL Account	2025	2026	2027	2028	2029	2030	2031	2032	2033	2034	Total
<b>Expenses</b>											
5410 Construction Contracts - TCA	500,000	100,000	450,000	700,000	950,000	1,450,000	450,000	450,000	500,000	750,000	6,300,000
Total	500,000	100,000	450,000	700,000	950,000	1,450,000	450,000	450,000	500,000	750,000	6,300,000
<b>Revenues</b>											
221 Service Sustainability Investm	500,000	100,000	450,000	700,000	950,000	1,450,000	450,000	450,000	500,000	750,000	6,300,000
Total	500,000	100,000	450,000	700,000	950,000	1,450,000	450,000	450,000	500,000	750,000	6,300,000

Related Projects		Historical Approved Budget			Operating Budget Impact				
		Year	Total Expense	Revenue		Effective Date	Unknown	Exp/(Rev)	FTE Impact
				Net City Cost	Subsidies				
		2015	75,000	75,000	0				
		2018	50,000	50,000	0				
		2019	100,000	100,000	0				
		2020	150,000	150,000	0				
		2021	500,000	500,000	0				
		2022	50,000	50,000	0				
		2023	50,000	50,000	0				
Year Identified	Start Date	Project Type for 2025		Project Lead	Est. Completion Date				
2012	January 1, 2015	Growth: 0.0 % Maintenance: 100.0 %		Robert Shelton	Ongoing`				



# Project Version Summary

<b>Project #</b>	PFO-002-14	<b>Service Area</b>	Infrastructure Services
<b>Budget Year</b>	2025	<b>Department</b>	Engineering
<b>Asset Type</b>	Unassigned	<b>Division</b>	Corporate Projects
<b>Title</b>	Huron Lodge Facility Rehabilitation Program		
<b>Budget Status</b>	Mayor's Recommended Budget		
<b>Major Category</b>	Corporate Property Infrastructure		
<b>Wards</b>	Ward 1		
<b>Version Name</b>	Main (Active)		

<b>Project Description</b>
There are a number of repairs required at Huron Lodge. The most significant are issues related to the building envelope water leaks (walls, windows, roof, and parapets), heating, cooling, ventilation, & humidification systems, plumbing, and flooring repairs.

<b>Version Description</b>
<p>This project includes an annual allotment for various repairs, unexpected needs and maintenance. Immediate priorities identified at this time include:</p> <ul style="list-style-type: none"> <li>- Building Envelope Repairs</li> <li>- Parking Lot Upgrades</li> <li>- Water Softener System Replacement, Chiller Pumps, Fire Panel, Rooftop Units, Building Envelope Repairs</li> <li>- Roof Repairs</li> <li>- Generator Upgrades</li> <li>- Elevator Modernization</li> <li>- Maglock System Installation</li> </ul> <p>Additional operational needs that remain unfunded in the 10 year Capital plan: Spa Room Renovations</p> <p>Enterprise Risk(s): This funding will mitigate against the identified infrastructure enterprise risk. The lack of funding for these works will result in deferral of repairs and increase the likelihood of over expenditures in the operating budget when emergency repairs must be undertaken.</p>

<b>Project Comments/Reference</b>	<b>Version Comments</b>
7153006	

<b>Project Detailed Forecast</b>												
<b>GL Account</b>		<b>2025</b>	<b>2026</b>	<b>2027</b>	<b>2028</b>	<b>2029</b>	<b>2030</b>	<b>2031</b>	<b>2032</b>	<b>2033</b>	<b>2034</b>	<b>Total</b>
<b>Expenses</b>												
5411	Construction Contracts-Non TCA	750,000	750,000	100,000	100,000	100,000	100,000	900,000	900,000	500,000	150,000	4,350,000
	Total	750,000	750,000	100,000	100,000	100,000	100,000	900,000	900,000	500,000	150,000	4,350,000
<b>Revenues</b>												
221	Service Sustainability Investm	750,000	750,000	100,000	100,000	100,000	100,000	900,000	900,000	500,000	150,000	4,350,000
	Total	750,000	750,000	100,000	100,000	100,000	100,000	900,000	900,000	500,000	150,000	4,350,000

Related Projects		Historical Approved Budget			Operating Budget Impact				
		Year	Total Expense	Revenue		Effective Date	Unknown	Exp/(Rev)	FTE Impact
				Net City Cost	Subsidies				
		2015	100,000	100,000	0				
		2016	250,000	250,000	0				
		2017	250,000	250,000	0				
		2020	230,000	230,000	0				
		2022	175,000	175,000	0				
Year Identified	Start Date	Project Type for 2025		Project Lead	Est. Completion Date				
2014	January 1, 2015	Growth: 0.0 % Maintenance: 100.0 %		Robert Shelton	Ongoing`				



# Project Version Summary

<b>Project #</b>	PFO-002-18	<b>Service Area</b>	Infrastructure Services
<b>Budget Year</b>	2025	<b>Department</b>	Engineering
<b>Asset Type</b>	Unassigned	<b>Division</b>	Corporate Projects
<b>Title</b>	Facility & Parks Building Demolitions		
<b>Budget Status</b>	Mayor's Recommended Budget		
<b>Major Category</b>	Corporate Property Infrastructure		
<b>Wards</b>	City Wide		
<b>Version Name</b>	Main (Active)		

<b>Project Description</b>
There are a number of Corporate buildings that are in poor condition. They have been identified as reaching the end of their useful life and need to be demolished. By demolishing these buildings, the Corporation would no longer have the liability to maintain them. In addition, restoration of the property will help in creating an improved aesthetic for the neighbourhoods and parks that surround these buildings.

<b>Version Description</b>
An annual allotment is to fund demolitions. The funds will be assigned on a priority basis.

<b>Project Comments/Reference</b>	<b>Version Comments</b>
7189002	

<b>Project Detailed Forecast</b>											
<b>GL Account</b>	<b>2025</b>	<b>2026</b>	<b>2027</b>	<b>2028</b>	<b>2029</b>	<b>2030</b>	<b>2031</b>	<b>2032</b>	<b>2033</b>	<b>2034</b>	<b>Total</b>
<b>Expenses</b>											
5410 Construction Contracts - TCA	0	100,000	100,000	0	0	0	0	100,000	75,000	0	375,000
Total	0	100,000	100,000	0	0	0	0	100,000	75,000	0	375,000
<b>Revenues</b>											
221 Service Sustainability Investm	0	100,000	100,000	0	0	0	0	100,000	75,000	0	375,000
Total	0	100,000	100,000	0	0	0	0	100,000	75,000	0	375,000

<b>Related Projects</b>	<b>Historical Approved Budget</b>	<b>Operating Budget Impact</b>																								
	<table border="1"> <tr> <td></td> <td colspan="2"><b>Revenue</b></td> </tr> <tr> <td><u>Year</u></td> <td><u>Total Expense</u></td> <td><u>Net City Cost</u>    <u>Subsidies</u></td> </tr> <tr> <td>2018</td> <td>55,000</td> <td>55,000    0</td> </tr> </table>		<b>Revenue</b>		<u>Year</u>	<u>Total Expense</u>	<u>Net City Cost</u> <u>Subsidies</u>	2018	55,000	55,000    0	<table border="1"> <tr> <td><b>Effective Date</b></td> <td>Unknown</td> <td><b>Exp/(Rev)</b></td> <td>FTE</td> <td><b>Impact</b></td> </tr> <tr> <td><b>Description</b></td> <td></td> <td>0</td> <td></td> <td>0</td> </tr> <tr> <td colspan="5">These expenses would impact operational line item accounts such as insurance, utilities and building maintenance due to the need to maintain these structures at a minimum level, despite not being operational. In addition, there is a significant risk component to maintain these vacant buildings, as they are prone to vandalism</td> </tr> </table>	<b>Effective Date</b>	Unknown	<b>Exp/(Rev)</b>	FTE	<b>Impact</b>	<b>Description</b>		0		0	These expenses would impact operational line item accounts such as insurance, utilities and building maintenance due to the need to maintain these structures at a minimum level, despite not being operational. In addition, there is a significant risk component to maintain these vacant buildings, as they are prone to vandalism				
	<b>Revenue</b>																									
<u>Year</u>	<u>Total Expense</u>	<u>Net City Cost</u> <u>Subsidies</u>																								
2018	55,000	55,000    0																								
<b>Effective Date</b>	Unknown	<b>Exp/(Rev)</b>	FTE	<b>Impact</b>																						
<b>Description</b>		0		0																						
These expenses would impact operational line item accounts such as insurance, utilities and building maintenance due to the need to maintain these structures at a minimum level, despite not being operational. In addition, there is a significant risk component to maintain these vacant buildings, as they are prone to vandalism																										

<b>Year Identified</b>	<b>Start Date</b>	<b>Project Type for 2025</b>	<b>Project Lead</b>	<b>Est. Completion Date</b>
2018	January 1, 2018	Growth: 0.0 % Maintenance: 0.0 %	Robert Shelton	Ongoing`



# Project Version Summary

<b>Project #</b>	PFO-003-13	<b>Service Area</b>	Infrastructure Services
<b>Budget Year</b>	2025	<b>Department</b>	Engineering
<b>Asset Type</b>	Unassigned	<b>Division</b>	Corporate Projects
<b>Title</b>	401 Riverside Drive W Capital Refurbishment		
<b>Budget Status</b>	Mayor's Recommended Budget		
<b>Major Category</b>	Corporate Property Infrastructure		
<b>Wards</b>	Ward 3		
<b>Version Name</b>	Main (Active)		

**Project Description**  
 Projected capital costs for the ongoing maintenance of the Art Gallery of Windsor and Chimczuk Museum that currently resides at 401 Riverside Dr W.

**Version Description**  
 The Art Gallery of Windsor and the Chimczuk Museum require funds for various capital repairs and maintenance going forward. Funds will be utilized to carry out capital repairs and replacements, such as HVAC, flooring, glazing, roofing, cladding, windows, exterior doors, etc. as identified by the Building Condition Assessments and to meet operational demands.  
 Enterprise Risk(s): This funding will mitigate against the identified infrastructure enterprise risk. The lack of funding for these works will result in deferral of repairs and increase the likelihood of over expenditures in the operating budget when emergency repairs must be undertaken.

Project Comments/Reference	Version Comments
7119006	

GL Account	2025	2026	2027	2028	2029	2030	2031	2032	2033	2034	Total
<b>Expenses</b>											
5410 Construction Contracts - TCA	0	125,000	125,000	125,000	100,000	100,000	0	125,000	175,000	1,500,000	2,375,000
Total	0	125,000	125,000	125,000	100,000	100,000	0	125,000	175,000	1,500,000	2,375,000
<b>Revenues</b>											
214 Tourism Devlmt Infrst & Prgm	0	0	0	0	0	0	0	0	0	870,011	870,011
221 Service Sustainability Investm	0	125,000	125,000	125,000	100,000	100,000	0	125,000	175,000	629,989	1,504,989
Total	0	125,000	125,000	125,000	100,000	100,000	0	125,000	175,000	1,500,000	2,375,000

Related Projects	Historical Approved Budget				Operating Budget Impact		
<b>Precedes</b> REC-001-14  <b>Project Title</b> Museum Expansion			<b>Revenue</b>		Effective Date Unknown	Exp/(Rev)	FTE Impact
	<b>Year</b>	<b>Total Expense</b>	<b>Net City Cost</b>	<b>Subsidies</b>			
	2018	1,320,000	1,320,000	0	No operating budget impact.		
	2019	40,000	40,000	0			
	2020	30,000	30,000	0			
	2021	75,000	75,000	0			
	2022	25,000	25,000	0			
2023	125,000	125,000	0				

Year Identified	Start Date	Project Type for 2025	Project Lead	Est. Completion Date
-----------------	------------	-----------------------	--------------	----------------------

2013	January 1, 2018	Growth: 0.0 % Maintenance: 0.0 %	Robert Shelton	Ongoing`
------	-----------------	-------------------------------------	----------------	----------





# Project Version Summary

<b>Project #</b>	PFO-003-15	<b>Service Area</b>	Infrastructure Services
<b>Budget Year</b>	2025	<b>Department</b>	Engineering
<b>Asset Type</b>	Unassigned	<b>Division</b>	Corporate Projects
<b>Title</b>	Central Riverfront Improvement Plan & Civic Esplanade / Plaza		
<b>Budget Status</b>	Mayor's Recommended Budget		
<b>Major Category</b>	Parks & Recreation		
<b>Wards</b>	Ward 2, Ward 3, Ward 4		
<b>Version Name</b>	Main (Active)		

<b>Project Description</b>
<p>The capital funding is to be used for studies, design, and implementation of works for continued development of the riverfront, the Civic Esplanade as well as the City Hall Square Plaza.</p> <p>Safety items, accommodation of public access and activities for families continue to be a priority. This includes the development of the Festival Plaza along with trails, beacons and other improvements located at the riverfront.</p>

<b>Version Description</b>
<p>Current priorities and initiatives include:</p> <ul style="list-style-type: none"> <li>- New City Hall Square Outdoor Rink</li> <li>- Improvements to Festival Plaza</li> <li>- Various CRIP-related works such as trails, washrooms, beacons, and other improvements located at the riverfront.</li> <li>- Various other improvement works related to City Hall Square Plaza and the Civic Esplanade</li> </ul>

<b>Project Comments/Reference</b>	<b>Version Comments</b>
7232004	<p>COMMITMENTS:</p> <p>CR246/2024 C 58/2024: 2025 F176 \$3,209,200, 2025 F214 \$576,055</p>

<b>Project Detailed Forecast</b>											
GL Account	2025	2026	2027	2028	2029	2030	2031	2032	2033	2034	Total
<b>Expenses</b>											
5410 Construction Contracts - TCA	3,785,255	0	1,428,233	1,325,285	15,883,840	1,975,000	1,415,000	2,250,000	2,250,000	1,129,989	31,442,602
Total	3,785,255	0	1,428,233	1,325,285	15,883,840	1,975,000	1,415,000	2,250,000	2,250,000	1,129,989	31,442,602
<b>Revenues</b>											
169 Pay As You Go - Capital Reserve	0	0	1,428,233	604,439	13,028,493	0	0	0	0	0	15,061,165
176 Canada Community-Building Fund	0	0	0	720,846	2,231,402	0	0	0	0	0	2,952,248
176CF Committed Funding	3,209,200	0	0	0	0	0	0	0	0	0	3,209,200
214 Tourism Devlmt Infrst & Prgm	0	0	0	0	423,945	1,975,000	1,415,000	2,250,000	2,250,000	1,129,989	9,443,934
214CF Committed Funding	576,055	0	0	0	0	0	0	0	0	0	576,055
221 Service Sustainability Investm	0	0	0	0	200,000	0	0	0	0	0	200,000
Total	3,785,255	0	1,428,233	1,325,285	15,883,840	1,975,000	1,415,000	2,250,000	2,250,000	1,129,989	31,442,602

Related Projects		Historical Approved Budget				Operating Budget Impact			
		Year	Total Expense	Revenue		Effective Date	Unknown	Exp/(Rev)	FTE Impact
				Net City Cost	Subsidies				
		2018	1,990,000	1,990,000	0	No operating budget impact.			
		2019	310,000	310,000	0				
		2022	1,740,000	1,740,000	0				
		2023	6,144,540	6,144,540	0				
		2024	2,469,806	2,469,806	0				
Year Identified	Start Date	Project Type for 2025		Project Lead		Est. Completion Date			
2014	January 1, 2018	Growth: 100.0 % Maintenance: 0.0 %		Colleen Middaugh		Ongoing`			



# Project Version Summary

<b>Project #</b>	PFO-004-12	<b>Service Area</b>	Infrastructure Services
<b>Budget Year</b>	2025	<b>Department</b>	Engineering
<b>Asset Type</b>	Unassigned	<b>Division</b>	Corporate Projects
<b>Title</b>	Corporate Facilities Building Condition Assessments		
<b>Budget Status</b>	Mayor's Recommended Budget		
<b>Major Category</b>	Corporate Property Infrastructure		
<b>Wards</b>	City Wide		
<b>Version Name</b>	Main (Active)		

**Project Description**  
 With the help of a consultant, each municipal facility shall be assessed and reported upon in terms of the key components of the building envelope and the building systems. Once completed, this assessment will form the framework for the creation of future capital budget requests over the next ten years. This project is critical in developing an asset management planning program.

**Version Description**  
 Building condition assessments are generally completed on a 5-year cycle for each building in the City's inventory. Ongoing funding supports this requirement as well as assessments of additional buildings, accessibility audits and re-testing/re-inspecting as required.  
 Enterprise Risk(s): This funding will mitigate against the identified Infrastructure enterprise risk. This funding will help identify the infrastructure needs within Facilities so future costs can be projected.

<b>Project Comments/Reference</b>	<b>Version Comments</b>
7141021	

<b>Project Detailed Forecast</b>		2025	2026	2027	2028	2029	2030	2031	2032	2033	2034	Total
<b>GL Account</b>												
<b>Expenses</b>												
5410	Construction Contracts - TCA	0	200,000	200,000	200,000	100,000	100,000	0	0	0	0	800,000
	Total	0	200,000	200,000	200,000	100,000	100,000	0	0	0	0	800,000
<b>Revenues</b>												
221	Service Sustainability Investm	0	200,000	200,000	200,000	100,000	100,000	0	0	0	0	800,000
	Total	0	200,000	200,000	200,000	100,000	100,000	0	0	0	0	800,000

<b>Related Projects</b>	<b>Historical Approved Budget</b>				<b>Operating Budget Impact</b>		
	<b>Year</b>	<b>Total Expense</b>	<b>Revenue</b>		<b>Effective Date</b>	<b>Unknown</b>	<b>Exp/(Rev) FTE Impact</b>
			<b>Net City Cost</b>	<b>Subsidies</b>	<b>Description</b>		0 0
	2014	300,000	0	300,000	The lack of capital funding would result in further deterioration of the equipment and increase the likelihood of expenditures in the operating budget due to repairs.		
	2019	50,000	50,000	0			
	2020	50,000	50,000	0			
	2021	50,000	50,000	0			
	2022	50,000	50,000	0			
	2023	50,000	50,000	0			

<b>Year Identified</b>	<b>Start Date</b>	<b>Project Type for 2025</b>	<b>Project Lead</b>	<b>Est. Completion Date</b>
------------------------	-------------------	------------------------------	---------------------	-----------------------------

2012	January 1, 2014	Growth: 0.0 % Maintenance: 0.0 %	Robert Shelton	Ongoing`
------	-----------------	-------------------------------------	----------------	----------



# Project Version Summary

<b>Project #</b>	PFO-004-20	<b>Service Area</b>	Infrastructure Services
<b>Budget Year</b>	2025	<b>Department</b>	Engineering
<b>Asset Type</b>	Unassigned	<b>Division</b>	Corporate Projects
<b>Title</b>	Windsor Lawn Bowling and Tennis Club Exterior Repairs		
<b>Budget Status</b>	Mayor's Recommended Budget		
<b>Major Category</b>	Corporate Property Infrastructure		
<b>Wards</b>	Ward 3		
<b>Version Name</b>	Main (Active)		

<b>Project Description</b>												
To fund repairs and maintenance of the exterior building & grounds for the Windsor Lawn Bowling and Tennis Clubs in accordance with the requirements of the lease agreements.												
<b>Version Description</b>												
Funding for miscellaneous repairs to the buildings and grounds of the lawn bowling and tennis clubs.												
<b>Project Comments/Reference</b>						<b>Version Comments</b>						
7204000												
<b>Project Detailed Forecast</b>												
<b>GL Account</b>	<b>2025</b>	<b>2026</b>	<b>2027</b>	<b>2028</b>	<b>2029</b>	<b>2030</b>	<b>2031</b>	<b>2032</b>	<b>2033</b>	<b>2034</b>	<b>Total</b>	
<b>Expenses</b>												
5410 Construction Contracts - TCA	0	0	0	100,000	50,000	50,000	0	0	150,000	70,000	420,000	
Total	0	0	0	100,000	50,000	50,000	0	0	150,000	70,000	420,000	
<b>Revenues</b>												
221 Service Sustainability Investm	0	0	0	100,000	50,000	50,000	0	0	150,000	70,000	420,000	
Total	0	0	0	100,000	50,000	50,000	0	0	150,000	70,000	420,000	
<b>Related Projects</b>		<b>Historical Approved Budget</b>					<b>Operating Budget Impact</b>					
				<b>Revenue</b>			<b>Effective Date</b>		<b>Unknown</b>		<b>Exp/(Rev) FTE Impact</b>	
		<u>Year</u>	<u>Total Expense</u>	<u>Net City Cost</u>	<u>Subsidies</u>		<b>Description</b>				0	0
		2020	100,000	100,000	0		No operating budget impact.					
		2022	100,000	100,000	0							
		2023	100,000	100,000	0							
<b>Year Identified</b>	<b>Start Date</b>	<b>Project Type for 2025</b>		<b>Project Lead</b>			<b>Est. Completion Date</b>					
2020	January 1, 2020	Growth: 0.0 % Maintenance: 0.0 %		Robert Shelton			Ongoing`					



# Project Version Summary

<b>Project #</b>	PFO-008-21	<b>Service Area</b>	Infrastructure Services
<b>Budget Year</b>	2025	<b>Department</b>	Engineering
<b>Asset Type</b>	Unassigned	<b>Division</b>	Corporate Projects
<b>Title</b>	Corporate Electrical Replacement/Repair Program		
<b>Budget Status</b>	Mayor's Recommended Budget		
<b>Major Category</b>	Corporate Property Infrastructure		
<b>Wards</b>	City Wide		
<b>Version Name</b>	Main (Active)		

**Project Description**  
 To implement a proactive mechanism to provide capital budget for the replacement of electrical, fire alarm and back up power generator systems at various Corporate locations.

**Version Description**  
 This project will provide preventative maintenance on all City electrical, fire alarm, and generator systems to prevent system failures and extend their useful life. Funds will be utilized to carry out capital repairs and replacements, as identified by the Building Condition Assessments and to meet operational demands.  
 Funding is requested to cover material costs for capital maintenance.  
 Enterprise Risk(s): This funding will mitigate against the identified Infrastructure enterprise risk. The lack of funding for these works will result in deferral of repairs and increase the likelihood of over expenditures in the operating budget when emergency repairs must be undertaken.

<b>Project Comments/Reference</b>	<b>Version Comments</b>

<b>Project Detailed Forecast</b>											
<b>GL Account</b>	<b>2025</b>	<b>2026</b>	<b>2027</b>	<b>2028</b>	<b>2029</b>	<b>2030</b>	<b>2031</b>	<b>2032</b>	<b>2033</b>	<b>2034</b>	<b>Total</b>
<b>Expenses</b>											
5410 Construction Contracts - TCA	0	0	0	750,000	150,000	150,000	150,000	1,000,000	400,000	700,000	3,300,000
Total	0	0	0	750,000	150,000	150,000	150,000	1,000,000	400,000	700,000	3,300,000
<b>Revenues</b>											
221 Service Sustainability Investm	0	0	0	750,000	150,000	150,000	150,000	1,000,000	400,000	700,000	3,300,000
Total	0	0	0	750,000	150,000	150,000	150,000	1,000,000	400,000	700,000	3,300,000

<b>Related Projects</b>	<b>Historical Approved Budget</b>	<b>Operating Budget Impact</b>

<b>Year Identified</b>	<b>Start Date</b>	<b>Project Type for 2025</b>	<b>Project Lead</b>	<b>Est. Completion Date</b>
2021	January 1, 2024	Growth: 0.0 % Maintenance: 0.0 %	Robert Shelton	Ongoing`



# Project Version Summary

<b>Project #</b>	PFO-009-11	<b>Service Area</b>	Infrastructure Services
<b>Budget Year</b>	2025	<b>Department</b>	Engineering
<b>Asset Type</b>	Unassigned	<b>Division</b>	Corporate Projects
<b>Title</b>	Corporate Mechanical Systems Replacement/Repair Program		
<b>Budget Status</b>	Mayor's Recommended Budget		
<b>Major Category</b>	Corporate Property Infrastructure		
<b>Wards</b>	City Wide		
<b>Version Name</b>	Main (Active)		

<b>Project Description</b>												
To implement a proactive mechanism to allow mechanical system replacements to be planned for within the capital budget. Systems include HVAC, water supply, drainage, and general plumbing systems.												
<b>Version Description</b>												
This project will provide preventative maintenance on all Corporate mechanical systems to prevent system failures and extend their useful life. Funds will be utilized to carry out capital repairs and replacements to meet operational demands and prioritized based on regular Building Condition Assessment reports and other identified needs.												
Enterprise Risk(s): This funding will mitigate against the identified Infrastructure enterprise risk. The lack of funding for these works will result in deferral of repairs and increase the likelihood of over expenditures in the operating budget when emergency repairs must be undertaken.												
<b>Project Comments/Reference</b>						<b>Version Comments</b>						
7142000						Corporate Facilities Boiler Replacement Program (PFO-003-14) was merged with this project as part of 2025 Capital Budget. Amounts previously approved in principle have been reallocated and are now being funded under this project.						
<b>Project Detailed Forecast</b>												
<b>GL Account</b>		<b>2025</b>	<b>2026</b>	<b>2027</b>	<b>2028</b>	<b>2029</b>	<b>2030</b>	<b>2031</b>	<b>2032</b>	<b>2033</b>	<b>2034</b>	<b>Total</b>
<b>Expenses</b>												
5410	Construction Contracts - TCA	1,800,000	1,280,000	750,000	1,050,000	1,550,000	1,850,000	1,250,000	1,000,000	850,000	1,385,000	12,765,000
	Total	1,800,000	1,280,000	750,000	1,050,000	1,550,000	1,850,000	1,250,000	1,000,000	850,000	1,385,000	12,765,000
<b>Revenues</b>												
221	Service Sustainability Investm	1,800,000	1,280,000	750,000	1,050,000	1,550,000	1,850,000	1,250,000	1,000,000	850,000	1,385,000	12,765,000
	Total	1,800,000	1,280,000	750,000	1,050,000	1,550,000	1,850,000	1,250,000	1,000,000	850,000	1,385,000	12,765,000

Related Projects		Historical Approved Budget				Operating Budget Impact			
		Year	Total Expense	Revenue		Effective Date	Unknown	Exp/(Rev)	FTE Impact
				Net City Cost	Subsidies				
		2012	75,000	75,000	0				
		2014	100,000	100,000	0				
		2015	100,000	100,000	0				
		2016	205,000	205,000	0				
		2017	190,000	190,000	0				
		2018	450,000	450,000	0				
		2019	500,000	500,000	0				
		2020	500,000	500,000	0				
		2021	400,000	400,000	0				
		2022	485,000	485,000	0				
		2023	800,000	800,000	0				
		2024	900,000	900,000	0				
Year Identified	Start Date	Project Type for 2025		Project Lead		Est. Completion Date			
2011	January 1, 2015	Growth: 0.0 % Maintenance: 100.0 %		Robert Shelton		Ongoing`			





# Project Version Summary

<b>Project #</b>	PFO-010-11	<b>Service Area</b>	Infrastructure Services
<b>Budget Year</b>	2025	<b>Department</b>	Engineering
<b>Asset Type</b>	Unassigned	<b>Division</b>	Corporate Projects
<b>Title</b>	Corporate Facilities Interior Renovation Program		
<b>Budget Status</b>	Mayor's Recommended Budget		
<b>Major Category</b>	Corporate Property Infrastructure		
<b>Wards</b>	City Wide		
<b>Version Name</b>	Main (Active)		

**Project Description**  
 To replace and upgrade flooring, ceiling and wall finishes corporate wide in an effort to improve resistance to damage and reduce the cost of maintaining high traffic areas.

**Version Description**  
 Funding is required to replace damaged and aged carpets, and floor/wall/ceiling finishes that are beyond their life expectancy at various municipally owned facilities. Specific work currently identified will help prevent possible trip hazards by replacing and repairing deteriorated flooring.  
 Funding will be allocated based on Building Condition Assessments and other identified needs  
 Enterprise Risk(s): This funding will mitigate against the identified Infrastructure enterprise risk. The lack of funding for these works will result in deferral of repairs and increase the likelihood of over expenditures in the operating budget when emergency repairs must be undertaken.

<b>Project Comments/Reference</b>	<b>Version Comments</b>
7155001	

<b>Project Detailed Forecast</b>												
GL Account	2025	2026	2027	2028	2029	2030	2031	2032	2033	2034	Total	
<b>Expenses</b>												
5410 Construction Contracts - TCA	50,000	100,000	100,000	750,000	750,000	750,000	395,000	739,689	200,000	500,000	4,334,689	
Total	50,000	100,000	100,000	750,000	750,000	750,000	395,000	739,689	200,000	500,000	4,334,689	
<b>Revenues</b>												
221 Service Sustainability Investm	50,000	100,000	100,000	750,000	750,000	750,000	395,000	739,689	200,000	500,000	4,334,689	
Total	50,000	100,000	100,000	750,000	750,000	750,000	395,000	739,689	200,000	500,000	4,334,689	

<b>Related Projects</b>	<b>Historical Approved Budget</b>				<b>Operating Budget Impact</b>			
			<b>Revenue</b>		<b>Effective Date</b>	Unknown	<b>Exp/(Rev)</b>	<b>FTE Impact</b>
	<b>Year</b>	<b>Total Expense</b>	<b>Net City Cost</b>	<b>Subsidies</b>	<b>Description</b>		0	0
	2015	100,000	100,000	0	No operating budget impact.			
	2016	100,000	100,000	0				
	2017	100,000	100,000	0				
2018	100,000	100,000	0					
2019	260,000	260,000	0					

<b>Year Identified</b>	<b>Start Date</b>	<b>Project Type for 2025</b>	<b>Project Lead</b>	<b>Est. Completion Date</b>
------------------------	-------------------	------------------------------	---------------------	-----------------------------

2011	January 1, 2015	Growth: 0.0 % Maintenance: 100.0 %	Robert Shelton	Ongoing`
------	-----------------	---------------------------------------	----------------	----------



# Project Version Summary

<b>Project #</b>	PFO-010-21	<b>Service Area</b>	Infrastructure Services
<b>Budget Year</b>	2025	<b>Department</b>	Engineering
<b>Asset Type</b>	Unassigned	<b>Division</b>	Corporate Projects
<b>Title</b>	PW Building Improvements and Upgrades		
<b>Budget Status</b>	Mayor's Recommended Budget		
<b>Major Category</b>	Corporate Property Infrastructure		
<b>Wards</b>	Ward 3		
<b>Version Name</b>	Main (Active)		

**Project Description**

Traffic Operations, including the Signs and Markings and Signals Divisions, currently operates out of 1269 Mercer. Through the years, the needs for these divisions has changed with new technology, increased workload and space requirements. This system has expanded over the years and has a hardware value of over \$1M including a number of digital servers and sensitive equipment. Because of the age of the building, the electrical system is no longer able to service the needs of this equipment without significant upgrades.

As this system is one of the most highly technical systems of its kind in the Province, creating a more functional space for this equipment will further provide opportunities to showcase the sophisticated system to outside parties.

**Version Description**

The proposed project includes:

- 1 - Building and servicing upgrades at 1269 Mercer for the ATMS equipment, complete with renovations to the Traffic Operations Centre (TOC).
- 2 - Move Parking Services staff from 1266 McDougall to the Chatham Street Parking Garage 1 - complete with building renovations and furnishings as required.
- 3 - Complete minor renovations to 1266 McDougall Ave to provide suitable workspace for staff.

Project Comments/Reference	Version Comments
7243000	COMMITMENTS: CR424/2024 C 109/2024: 2025 F221 \$1,231,923

Project Detailed Forecast											
GL Account	2025	2026	2027	2028	2029	2030	2031	2032	2033	2034	Total
<b>Expenses</b>											
5410 Construction Contracts - TCA	1,231,923	1,292,452	1,289,452	638,635	0	0	0	0	0	0	4,452,462
Total	1,231,923	1,292,452	1,289,452	638,635	0	0	0	0	0	0	4,452,462
<b>Revenues</b>											
221 Service Sustainability Investm	0	1,292,452	1,289,452	638,635	0	0	0	0	0	0	3,220,539
221CF Committed Funding	1,231,923	0	0	0	0	0	0	0	0	0	1,231,923
Total	1,231,923	1,292,452	1,289,452	638,635	0	0	0	0	0	0	4,452,462

Related Projects	Historical Approved Budget				Operating Budget Impact	
			Revenue			
	Year	Total Expense	Net City Cost	Subsidies		
	2024	47,538	47,538	0		

Year Identified	Start Date	Project Type for 2025	Project Lead	Est. Completion Date
-----------------	------------	-----------------------	--------------	----------------------

2021	January 1, 2024	Growth: 0.0 % Maintenance: 100.0 %	Colleen Middaugh	2026`
------	-----------------	---------------------------------------	------------------	-------



# Project Version Summary

<b>Project #</b>	PFO-011-21	<b>Service Area</b>	Infrastructure Services
<b>Budget Year</b>	2025	<b>Department</b>	Engineering
<b>Asset Type</b>	Unassigned	<b>Division</b>	Corporate Projects
<b>Title</b>	Public Works Truck Wash Bays		
<b>Budget Status</b>	Mayor's Recommended Budget		
<b>Major Category</b>	Corporate Property Infrastructure		
<b>Wards</b>	City Wide		
<b>Version Name</b>	Main (Active)		

<b>Project Description</b>
<p>This project is for the construction of a drive-through indoor wash bay for the purposes of washing large service vehicles such as Recycling Trucks, Refuse Packers, Front End Loader Packers, and Street Sweepers. In prior years, trucks were washed at a truck wash bay in the Essex-Windsor Solid Waste Authority (EWSWA) Recycling Center. The EWSWA has since repurposed that area and it is no longer available for the same use. Many of these trucks are used six days a week, and on varying shifts. Failure to clean these vehicles on a daily basis will result in a shortened lifecycle. Critical preventative maintenance of these vehicles require proper exterior as well as interior cleaning.</p> <p>In addition, the current Crawford Truck bay requires maintenance and improvement to meet the safety and operational requirements to service City Truck Fleet. The wash bay is for regular maintenance as well as for washing of salt from Winter Control Truck. This is an essential requirement to maintain the service life of the fleet trucks.</p>

<b>Version Description</b>
Engineering for two enclosed truck wash facilities at Crawford Yard and Environmental Services sites is underway. Construction is funded in the years 2026-2028.

<b>Project Comments/Reference</b>	<b>Version Comments</b>

<b>Project Detailed Forecast</b>											
<b>GL Account</b>	<b>2025</b>	<b>2026</b>	<b>2027</b>	<b>2028</b>	<b>2029</b>	<b>2030</b>	<b>2031</b>	<b>2032</b>	<b>2033</b>	<b>2034</b>	<b>Total</b>
<b>Expenses</b>											
5410 Construction Contracts - TCA	0	200,000	0	800,000	0	0	0	0	0	0	1,000,000
Total	0	200,000	0	800,000	0	0	0	0	0	0	1,000,000
<b>Revenues</b>											
221 Service Sustainability Investm	0	200,000	0	800,000	0	0	0	0	0	0	1,000,000
Total	0	200,000	0	800,000	0	0	0	0	0	0	1,000,000

<b>Related Projects</b>	<b>Historical Approved Budget</b>	<b>Operating Budget Impact</b>

<b>Year Identified</b>	<b>Start Date</b>	<b>Project Type for 2025</b>	<b>Project Lead</b>	<b>Est. Completion Date</b>
2021	January 1, 2025	Growth: 0.0 % Maintenance: 0.0 %	Colleen Middaugh	2028



# Project Version Summary

<b>Project #</b>	PFO-014-21	<b>Service Area</b>	Infrastructure Services
<b>Budget Year</b>	2025	<b>Department</b>	Engineering
<b>Asset Type</b>	Unassigned	<b>Division</b>	Corporate Projects
<b>Title</b>	Access Control System Replacements		
<b>Budget Status</b>	Mayor's Recommended Budget		
<b>Major Category</b>	Corporate Property Infrastructure		
<b>Wards</b>	City Wide		
<b>Version Name</b>	Main (Active)		

<b>Project Description</b>											
<p>The physical access control system determines who is allowed to enter or exit, as well as where and when they are allowed to enter or exit within a building. The current access control system is approaching its end-of-life, will ultimately be discontinued, and parts and support will steadily become unavailable.</p> <p>This project will plan for, design and implement a replacement for the corporate access control system to maintain a safe and secure environment. The scope will include, but not be limited to a replacement of the access control system hardware and software, replace infrastructure (readers, cabling, etc.) where required, add access control locations where required, ensure integration with the Workforce Management system, ensure integration with other corporate security systems, replace access cards with the latest security technology, programming, commissioning, training and service &amp; support.</p>											
<b>Version Description</b>											
<b>Project Comments/Reference</b>						<b>Version Comments</b>					
<b>Project Detailed Forecast</b>											
<b>GL Account</b>	<b>2025</b>	<b>2026</b>	<b>2027</b>	<b>2028</b>	<b>2029</b>	<b>2030</b>	<b>2031</b>	<b>2032</b>	<b>2033</b>	<b>2034</b>	<b>Total</b>
<b>Expenses</b>											
5410 Construction Contracts - TCA	0	0	0	925,000	0	0	550,000	375,000	875,000	0	2,725,000
Total	0	0	0	925,000	0	0	550,000	375,000	875,000	0	2,725,000
<b>Revenues</b>											
221 Service Sustainability Investm	0	0	0	925,000	0	0	550,000	375,000	875,000	0	2,725,000
Total	0	0	0	925,000	0	0	550,000	375,000	875,000	0	2,725,000
<b>Related Projects</b>			<b>Historical Approved Budget</b>				<b>Operating Budget Impact</b>				
<b>Year Identified</b>											
<b>Start Date</b>											
<b>Project Type for 2025</b>			<b>Project Lead</b>			<b>Est. Completion Date</b>					
2021	January 1, 2024	Growth: 0.0 % Maintenance: 0.0 %		Robert Shelton		Ongoing`					



# Project Version Summary

<b>Project #</b>	REC-002-21	<b>Service Area</b>	Infrastructure Services
<b>Budget Year</b>	2025	<b>Department</b>	Engineering
<b>Asset Type</b>	Unassigned	<b>Division</b>	Corporate Projects
<b>Title</b>	Adie Knox Herman Reimagining Project		
<b>Budget Status</b>	Mayor's Recommended Budget		
<b>Major Category</b>	Parks & Recreation		
<b>Wards</b>	Ward 2		
<b>Version Name</b>	Main (Active)		

**Project Description**  
 The capital funding for this project involves the reimagining of the Adie Knox Recreation Complex to include but not limited to a new gymnasium, program rooms, fitness centre, music room, washrooms, outdoor sports amenities, shade structure and walking trail.

**Version Description**  
 Project is underway with construction expected to be completed in 2026, followed by a maintenance period.  
 Project to remain open until pre-committed budget is received.

<b>Project Comments/Reference</b>	<b>Version Comments</b>
7211050	COMMITMENTS: CR329/2022, C 110/2022: 2025 F169/F176 \$3,150,000 F221 \$2,272,045 - 2026 F221 \$2,655,450 - 2027 F221 \$2,400,000 F169 \$3,676,723 - 2028 F169 \$1,283,649 F221 \$26,000

<b>Project Detailed Forecast</b>											
GL Account	2025	2026	2027	2028	2029	2030	2031	2032	2033	2034	Total
<b>Expenses</b>											
5410 Construction Contracts - TCA	6,378,433	1,699,062	6,076,723	1,309,649	0	0	0	0	0	0	15,463,867
Total	6,378,433	1,699,062	6,076,723	1,309,649	0	0	0	0	0	0	15,463,867
<b>Revenues</b>											
169CF Committed Funding	1,000,000	0	3,676,723	1,283,649	0	0	0	0	0	0	5,960,372
176CF Committed Funding	2,150,000	0	0	0	0	0	0	0	0	0	2,150,000
221CF Committed Funding	3,228,433	1,699,062	2,400,000	26,000	0	0	0	0	0	0	7,353,495
Total	6,378,433	1,699,062	6,076,723	1,309,649	0	0	0	0	0	0	15,463,867

<b>Related Projects</b>	<b>Historical Approved Budget</b>				<b>Operating Budget Impact</b>			
	<b>Revenue</b>							
	<u>Year</u>	<u>Total Expense</u>	<u>Net City Cost</u>	<u>Subsidies</u>				
2022	2,000,000	2,000,000	0					
2023	2,938,045	2,938,045	0					
2024	8,598,088	8,598,088	0					

<b>Year Identified</b>	<b>Start Date</b>	<b>Project Type for 2025</b>	<b>Project Lead</b>	<b>Est. Completion Date</b>
2021	January 1, 2021	Growth: 49.4 % Maintenance: 50.6 %	Colleen Middaugh	2027`



# Project Version Summary

<b>Project #</b>	ECP-002-08	<b>Service Area</b>	Infrastructure Services
<b>Budget Year</b>	2025	<b>Department</b>	Engineering
<b>Asset Type</b>	Unassigned	<b>Division</b>	Design
<b>Title</b>	Provincial Rd./Division Rd. Corridor Infrastructure Improvements		
<b>Budget Status</b>	Mayor's Recommended Budget		
<b>Major Category</b>	Roads Infrastructure		
<b>Wards</b>	Ward 9		
<b>Version Name</b>	Main (Active)		

<b>Project Description</b>	
Improvements on the Provincial/Division corridor are required as a result of traffic growth and expanded commercial activity. The ESR for this project was completed in 2007. Limits on Provincial are from City Limits to the junction with Division Road. Limits on Division are from Cabana Road East to Howard Avenue.	
<b>Version Description</b>	
2025-2026: Pre-commitment of funding in these years allowed the completion of construction of Phase 3 (Provincial from Cabana to Legacy Park) and commencement of the Design of Phase 4 (Provincial from Legacy Park Drive to Walker Road).	
2028-2033: Phase 4 – Construction may start as early as 2029 if funds are pre-committed.	
The balance of the Provincial/Division Corridor (Phases 5 to 7) are currently estimated at \$42 million. No funding has been identified within the 10-year plan.	
<b>Project Comments/Reference</b>	<b>Version Comments</b>
7086003	COMMITMENTS: CR69/2022 C 13/2022: 2025 F153 \$600,000 - F117 \$500,000 - F169 \$6,611,000 - F221 \$3,471,800 - 2026 F153 \$900,000 - F169 \$3,700,000 - F221 \$1,800,000. (F153 adjusted per CR473/2024) B5/2023 C 26/2023: 2025 F169 \$4,033,120 swapped with F115. 2026 F169 \$2,200,000 swapped with F115. CR473/2024 C 130/2024: 2025 F234 \$2,400,000, 2026 F234 \$3,600,000



Project Detailed Forecast												
GL Account	2025	2026	2027	2028	2029	2030	2031	2032	2033	2034	Total	
<b>Expenses</b>												
5410 Construction Contracts - TCA	14,639,429	8,200,000	0	0	127,408	2,514,014	1,500,000	1,000,000	9,858,778	1,500,000	39,339,629	
Total	14,639,429	8,200,000	0	0	127,408	2,514,014	1,500,000	1,000,000	9,858,778	1,500,000	39,339,629	
<b>Revenues</b>												
115 Dev Chg - Roads & Related	0	0	0	0	127,408	681,872	1,500,000	1,000,000	0	600,000	3,909,280	
115CF Committed Funding	4,033,120	2,200,000	0	0	0	0	0	0	0	0	6,233,120	
117CF Committed Funding	500,000	0	0	0	0	0	0	0	0	0	500,000	
153CF Committed Funding	600,000	900,000	0	0	0	0	0	0	0	0	1,500,000	
169 Pay As You Go - Capital Reserve	0	0	0	0	0	1,440,142	0	0	5,078,778	900,000	7,418,920	
169CF Committed Funding	1,834,509	1,500,000	0	0	0	0	0	0	0	0	3,334,509	
221 Service Sustainability Investm	0	0	0	0	0	392,000	0	0	4,780,000	0	5,172,000	
221CF Committed Funding	5,271,800	0	0	0	0	0	0	0	0	0	5,271,800	
234CF Committed Funding	2,400,000	3,600,000	0	0	0	0	0	0	0	0	6,000,000	
Total	14,639,429	8,200,000	0	0	127,408	2,514,014	1,500,000	1,000,000	9,858,778	1,500,000	39,339,629	

Related Projects		Historical Approved Budget			Operating Budget Impact			
Year Identified	Start Date	Project Type for 2025	Project Lead	Est. Completion Date	Effective Date		Exp/(Rev) FTE Impact	
					Unknown	0		
		Year	Total Expense	Revenue	Description			
				Net City Cost	Subsidies			
		2008	120,000	120,000	0	Depending on the final design, there may be additional sewer and road maintenance costs.		
		2009	600,000	600,000	0			
		2010	8,226,666	4,226,666	4,000,000			
		2016	3,069,000	3,069,000	0			
		2017	2,000,000	2,000,000	0			
		2019	2,000,000	2,000,000	0			
		2020	1,850,000	1,850,000	0			
		2021	2,000,000	2,000,000	0			
		2024	743,371	743,371	0			
2008	January 1, 2009	Growth: 43.5 % Maintenance: 56.5 %	Jane He / Joe Bressan	2033 & Beyond				



# Project Version Summary

<b>Project #</b>	ECP-002-10	<b>Service Area</b>	Infrastructure Services
<b>Budget Year</b>	2025	<b>Department</b>	Engineering
<b>Asset Type</b>	Unassigned	<b>Division</b>	Design
<b>Title</b>	Banwell Rd. Infrastructure Improvements		
<b>Budget Status</b>	Mayor's Recommended Budget		
<b>Major Category</b>	Roads Infrastructure		
<b>Wards</b>	Ward 7, Ward 9		
<b>Version Name</b>	Main (Active)		

**Project Description**

The 2016 Banwell Road Environmental Study Report recommends improvements to Banwell Road from Tecumseh Rd E to the City Limits (Canadian Pacific Railway). Banwell Road Phase 1 from Tecumseh Rd E to Palmetto was constructed in 2020. Phase 2 from Palmetto to Mulberry including the roundabout at Banwell and Mulberry was completed in 2023.

The next phases of the works include an interchange at the E.C. Row Expressway, and the remaining section of Banwell Road to the City Limits (Canadian Pacific Railway). This is captured under ENG-003-23 and ENG-010-25.

**Version Description**

2025-2026: Phase 2 - Construction – Banwell - Palmetto to Mulberry including roundabout. These funds were pre-committed in order to complete Phase 2. This project may be closed once all funding is received. All future funding to be through ENG-003-23 and ENG-010-25 for the next phases.

Project Comments/Reference	Version Comments
7171077	COMMITMENTS: CR69/2022, C 13/2021: 2026 F115 \$2,399,000 CR232/2022, C 82/2022: 2025 F169 \$375K F221 \$125K; 2026 F169 \$70,640 F221 \$131,192 reallocated & committed from ECP-005-07.

<b>Project Detailed Forecast</b>											
GL Account	2025	2026	2027	2028	2029	2030	2031	2032	2033	2034	Total
<b>Expenses</b>											
5410 Construction Contracts - TCA	500,000	2,600,832	0	0	0	0	0	0	0	0	3,100,832
Total	500,000	2,600,832	0	0	0	0	0	0	0	0	3,100,832
<b>Revenues</b>											
115CF Committed Funding	0	2,399,000	0	0	0	0	0	0	0	0	2,399,000
169CF Committed Funding	375,000	70,640	0	0	0	0	0	0	0	0	445,640
221CF Committed Funding	125,000	131,192	0	0	0	0	0	0	0	0	256,192
Total	500,000	2,600,832	0	0	0	0	0	0	0	0	3,100,832

Related Projects		Historical Approved Budget				Operating Budget Impact			
Precedes		Year	Total Expense	Revenue		Effective Date	Unknown	Exp/(Rev)	FTE Impact
ECP-009-07				Net City Cost	Subsidies				
<b>Project Title</b>		2020	3,050,000	3,050,000	0	Depending on the final design, there may be additional road maintenance costs.			
Intersection Improvements Program		2021	200,000	200,000	0				
		2022	500,000	500,000	0				
		2023	370,000	370,000	0				
		2024	2,100,000	2,100,000	0				
Year Identified	Start Date	Project Type for 2025		Project Lead		Est. Completion Date			
2010	January 1, 2020	Growth: 75.0 % Maintenance: 25.0 %		Fahd Mikhael		2026`			



# Project Version Summary

<b>Project #</b>	ECP-003-07	<b>Service Area</b>	Infrastructure Services
<b>Budget Year</b>	2025	<b>Department</b>	Engineering
<b>Asset Type</b>	Unassigned	<b>Division</b>	Design
<b>Title</b>	Grand Marais Rd. Infrastructure Improvements		
<b>Budget Status</b>	Mayor's Recommended Budget		
<b>Major Category</b>	Roads Infrastructure		
<b>Wards</b>	Ward 10		
<b>Version Name</b>	Main (Active)		

<b>Project Description</b>											
Due to development in the area and current road conditions, road improvements are required from Walker to Howard as described in the ESR that was completed in 2000. Intersection improvements at South Pacific and Parent and reconstruction of Parkdale Avenue between Turner and Walker Road are complete.											
Further improvements are planned on Grand Marais Road East and Turner Road as funding becomes available.											
<b>Version Description</b>											
2030-2034+: Grand Marais - Parent to Walker – Design & Construction											
<b>Project Comments/Reference</b>						<b>Version Comments</b>					
7141017											
<b>Project Detailed Forecast</b>											
<b>GL Account</b>	<b>2025</b>	<b>2026</b>	<b>2027</b>	<b>2028</b>	<b>2029</b>	<b>2030</b>	<b>2031</b>	<b>2032</b>	<b>2033</b>	<b>2034</b>	<b>Total</b>
<b>Expenses</b>											
5410 Construction Contracts - TCA	0	0	0	0	0	1,618,808	0	1,909,124	1,172,068	3,755,000	8,455,000
Total	0	0	0	0	0	1,618,808	0	1,909,124	1,172,068	3,755,000	8,455,000
<b>Revenues</b>											
115 Dev Chg - Roads & Related	0	0	0	0	0	0	0	0	0	2,325,000	2,325,000
169 Pay As You Go - Capital Reserve	0	0	0	0	0	1,618,808	0	1,909,124	1,172,068	1,430,000	6,130,000
Total	0	0	0	0	0	1,618,808	0	1,909,124	1,172,068	3,755,000	8,455,000
<b>Related Projects</b>			<b>Historical Approved Budget</b>				<b>Operating Budget Impact</b>				
					<b>Revenue</b>		<b>Effective Date</b> Unknown		<b>Exp/(Rev) FTE Impact</b>		
			<u>Year</u>	<u>Total Expense</u>	<u>Net City Cost</u>	<u>Subsidies</u>	<b>Description</b>		0 0		
			2014	375,000	375,000	0	Depending on the final design, there may be additional road maintenance costs.				
			2017	60,000	60,000	0					
			2018	340,000	340,000	0					
<b>Year Identified</b>	<b>Start Date</b>	<b>Project Type for 2025</b>		<b>Project Lead</b>			<b>Est. Completion Date</b>				
2007	January 1, 2015	Growth: 0.0 % Maintenance: 0.0 %		Adam Mourad			2034 & Beyond				



## Project Version Summary

<b>Project #</b>	ECP-003-08	<b>Service Area</b>	Infrastructure Services
<b>Budget Year</b>	2025	<b>Department</b>	Engineering
<b>Asset Type</b>	Unassigned	<b>Division</b>	Design
<b>Title</b>	Howard Avenue Corridor Infrastructure Improvements- S Cameron Boulevard to Herb Gray Parkway		
<b>Budget Status</b>	Mayor's Recommended Budget		
<b>Major Category</b>	Roads Infrastructure		
<b>Wards</b>	Ward 1, Ward 9		
<b>Version Name</b>	Main (Active)		

<b>Project Description</b>	
<p>This project relates to improvements on Howard Avenue from South Cameron Boulevard to the Herb Gray Parkway. Two environmental assessments were completed for this section of Howard Avenue,</p> <ol style="list-style-type: none"> <li>1) The Howard Avenue ESR – 2003, and more recently</li> <li>2) The Central Box Study Area - 2017.</li> </ol> <p>Improvements to this section of Howard Avenue are required in order to improve existing conditions as well as support growth in the area.</p>	
<b>Version Description</b>	
<p>2025-2027: Phase 1 - Funding pre-committed for the Engineering &amp; Construction for the South Cameron / Howard intersection redesign. These funds have been pre-committed to facilitate construction start in 2024. This phase is expected to be completed in 2026.</p> <p>2029-2034+: Phase 2 - Engineering &amp; Construction for Howard Avenue between Kenilworth Dr and Cabana Rd E (further funding is needed beyond 2034 to complete this phase).</p> <p>No funding has been identified for design or construction for future phases (south of Cabana Rd E) within the 10-year plan.</p>	
<b>Project Comments/Reference</b>	<b>Version Comments</b>
7096001	<p>COMMITMENT:</p> <p>CR261/2023 C 93/2023: 2026 F115 \$1,399,000 F169 \$693,400 F221 \$705,600 - 2027 F115 \$3,814,000 F169 \$2,323,860 F176 \$1,230,140 F221 \$2,000,000</p>

Project Detailed Forecast											
GL Account	2025	2026	2027	2028	2029	2030	2031	2032	2033	2034	Total
<b>Expenses</b>											
5410 Construction Contracts - TCA	0	2,798,000	9,368,000	0	100,000	1,350,000	0	2,140,000	0	850,000	16,606,000
Total	0	2,798,000	9,368,000	0	100,000	1,350,000	0	2,140,000	0	850,000	16,606,000
<b>Revenues</b>											
115 Dev Chg - Roads & Related	0	0	0	0	100,000	1,350,000	0	2,140,000	0	0	3,590,000
115CF Committed Funding	0	1,399,000	3,814,000	0	0	0	0	0	0	0	5,213,000
169CF Committed Funding	0	693,400	2,323,860	0	0	0	0	0	0	0	3,017,260
176CF Committed Funding	0	0	1,230,140	0	0	0	0	0	0	0	1,230,140
221 Service Sustainability Investm	0	0	0	0	0	0	0	0	0	850,000	850,000
221CF Committed Funding	0	705,600	2,000,000	0	0	0	0	0	0	0	2,705,600
Total	0	2,798,000	9,368,000	0	100,000	1,350,000	0	2,140,000	0	850,000	16,606,000
<b>Related Projects</b>											
<b>Historical Approved Budget</b>			<b>Operating Budget Impact</b>								
			<b>Revenue</b>		<b>Effective Date</b> Unknown		<b>Exp/(Rev) FTE Impact</b>				
<b>Year</b>	<b>Total Expense</b>	<b>Net City Cost</b>	<b>Subsidies</b>	<b>Description</b>							
2009	150,000	150,000	0	Depending on the final design, there may be additional sewer and road maintenance costs.		0 0					
2020	350,000	350,000	0								
2022	50,000	50,000	0								
2023	100,000	100,000	0								
2024	4,834,000	4,834,000	0								
<b>Year Identified</b>	<b>Start Date</b>	<b>Project Type for 2025</b>		<b>Project Lead</b>		<b>Est. Completion Date</b>					
2008	January 1, 2010	Growth: 0.0 % Maintenance: 0.0 %		Patrick Muzyka		2034 & Beyond`					



## Project Version Summary

<b>Project #</b>	ECP-003-09	<b>Service Area</b>	Infrastructure Services
<b>Budget Year</b>	2025	<b>Department</b>	Engineering
<b>Asset Type</b>	Unassigned	<b>Division</b>	Design
<b>Title</b>	Cabana Road Infrastructure Improvements		
<b>Budget Status</b>	Mayor's Recommended Budget		
<b>Major Category</b>	Roads Infrastructure		
<b>Wards</b>	Ward 1, Ward 9		
<b>Version Name</b>	Main (Active)		

<b>Project Description</b>	
<p>Improvements on Cabana Road are required as a result of traffic growth, development of surrounding neighbourhoods and intensification. The Environmental Study Report was completed in 2008.</p> <p>As a result of the expected impacts stemming from the proposed location of the new acute care hospital, Council authorized Administration to proceed with design and contract administration of the Cabana Road Environmental Assessment implementation as per CR234/2015.</p>	
<b>Version Description</b>	
<p>2025: Pre-commitment of funding in this year allowed for completion of construction of Phase 4 in 2024 (Cabana Road from Dominion to Highway 3).</p> <p>2026 - 2034+: Phase 5 - Cabana Road from Provincial Road to Walker Road (final phase). Engineering design, Land Acquisition, and Utility relocation in progress. Further funding beyond year 2034 is required to complete this project.</p> <p>Phase 5 will support the future acute care hospital which is expected to open in 2032.</p>	
<b>Project Comments/Reference</b>	<b>Version Comments</b>
7152001	<p>COMMITMENT:</p> <p>CR234/2015 - R18030: 2025 F153 \$134,862 F169 \$1,587,676 F221 \$1,587,675 (F153 adjusted per CR473/2024)</p> <p>CR293/2023 IN-CAMERA: 2026 F221 \$1,485,000 F169 \$304,360 - 2027 F221 \$95,000 F169 \$221,300</p> <p>CR473/2024 C 130/2024: 2025 F234 \$539,446</p>

Project Detailed Forecast		2025	2026	2027	2028	2029	2030	2031	2032	2033	2034	Total
<b>Expenses</b>												
5410	Construction Contracts - TCA	3,849,659	1,789,360	316,300	0	144,340	450,000	0	2,605,000	0	6,000,000	15,154,659
Total		3,849,659	1,789,360	316,300	0	144,340	450,000	0	2,605,000	0	6,000,000	15,154,659
<b>Revenues</b>												
115	Dev Chg - Roads & Related	0	0	0	0	0	0	0	0	0	2,000,000	2,000,000
153	Wastewater Sewer Surcharge	0	0	0	0	0	0	0	0	0	1,000,000	1,000,000
153CF	Committed Funding	134,862	0	0	0	0	0	0	0	0	0	134,862
169	Pay As You Go - Capital Reserve	0	0	0	0	144,340	450,000	0	840,000	0	2,000,000	3,434,340
169CF	Committed Funding	1,587,676	304,360	221,300	0	0	0	0	0	0	0	2,113,336
221	Service Sustainability Investm	0	0	0	0	0	0	0	455,000	0	0	455,000
221CF	Committed Funding	1,587,675	1,485,000	95,000	0	0	0	0	0	0	0	3,167,675
234	Stormwater Sewer Surcharge	0	0	0	0	0	0	0	1,310,000	0	1,000,000	2,310,000
234CF	Committed Funding	539,446	0	0	0	0	0	0	0	0	0	539,446
Total		3,849,659	1,789,360	316,300	0	144,340	450,000	0	2,605,000	0	6,000,000	15,154,659

Related Projects		Historical Approved Budget				Operating Budget Impact		
Follows	Project Title	Year	Total Expense	Revenue		Effective Date	Unknown	Exp/(Rev) FTE Impact
				Net City Cost	Subsidies			
ECP-027-07		2009	200,000	200,000	0			0 0
ENG-002-18		2015	125,000	125,000	0			
		2016	3,612,000	3,612,000	0			
	Lennon Drain Improvements	2017	6,468,000	6,468,000	0			
		2018	4,060,000	3,735,000	325,000			
		2019	3,830,325	3,830,325	0			
		2020	6,319,674	6,319,674	0			
		2021	7,779,841	6,056,742	1,723,099			
		2022	6,045,060	6,045,060	0			
		2023	1,291,746	1,291,746	0			
		2024	3,765,980	3,765,980	0			
Year Identified	Start Date	Project Type for 2025		Project Lead		Est. Completion Date		
2009	January 1, 2016	Growth: 50.0 % Maintenance: 50.0 %		Jane He / Sergio Colucci		2030`		





# Project Version Summary

<b>Project #</b>	ECP-004-07	<b>Service Area</b>	Infrastructure Services
<b>Budget Year</b>	2025	<b>Department</b>	Engineering
<b>Asset Type</b>	Unassigned	<b>Division</b>	Design
<b>Title</b>	Walker Rd. Infrastructure Improvements		
<b>Budget Status</b>	Mayor's Recommended Budget		
<b>Major Category</b>	Roads Infrastructure		
<b>Wards</b>	Ward 5, Ward 9, Ward 10		
<b>Version Name</b>	Main (Active)		

Project Description											
<p>The environmental assessment for Walker Road from Riverside Drive East to Highway 401 was completed in 2001. The majority of the proposed works from the EA have been implemented including widening of selected portions of Walker Road. Sections of Walker Road that remain to be constructed include:</p> <ul style="list-style-type: none"> <li>- Foster Avenue to Airport Road;</li> <li>- Temple Drive from Walker Road to Central Avenue, including railway crossing;</li> <li>- Storm Sewer for servicing of Temple Drive westerly to Byng Avenue.</li> </ul>											
Version Description											
<p>2027-2034: Current funding could support Engineering &amp; Construction – on Walker Road - from Foster to Calderwood Avenue.</p> <p>2034+: Funding for the balance of work required for the rest of Walker Road – Calderwood Avenue to Airport Road AND Temple Drive Extension– cul-de-sac to Walker Road is currently outside the 10-year plan.</p>											
Project Comments/Reference						Version Comments					
7104001											
Project Detailed Forecast											
GL Account	2025	2026	2027	2028	2029	2030	2031	2032	2033	2034	Total
<b>Expenses</b>											
5410 Construction Contracts - TCA	0	0	1,200,000	76,805	147,377	252,674	300,000	700,000	1,883,615	8,639,529	13,200,000
Total	0	0	1,200,000	76,805	147,377	252,674	300,000	700,000	1,883,615	8,639,529	13,200,000
<b>Revenues</b>											
115 Dev Chg - Roads & Related	0	0	0	0	0	0	0	0	0	2,000,000	2,000,000
153 Wastewater Sewer Surcharge	0	0	0	0	0	0	60,000	60,000	0	0	120,000
169 Pay As You Go - Capital Reserve	0	0	0	0	147,377	252,674	0	400,000	1,883,615	2,216,334	4,900,000
221 Service Sustainability Investm	0	0	1,200,000	76,805	0	0	0	0	0	3,423,195	4,700,000
234 Stormwater Sewer Surcharge	0	0	0	0	0	0	240,000	240,000	0	1,000,000	1,480,000
Total	0	0	1,200,000	76,805	147,377	252,674	300,000	700,000	1,883,615	8,639,529	13,200,000

Related Projects		Historical Approved Budget			Operating Budget Impact				
		Year	Total Expense	Revenue		Effective Date	Unknown	Exp/(Rev)	FTE Impact
				Net City Cost	Subsidies				
		2007	2,545,000	2,545,000	0				
		2009	2,700,000	900,000	1,800,000				
		2010	9,166,666	2,355,555	6,811,111				
		2011	1,000,000	0	1,000,000				
		2012	8,000,000	0	8,000,000				
		2013	6,000,000	0	6,000,000				
		2015	450,000	450,000	0				
Year Identified	Start Date	Project Type for 2025		Project Lead	Est. Completion Date				
2007	January 1, 2007	Growth: 0.0 % Maintenance: 0.0 %		Adam Mourad	2034 & Beyond`				



# Project Version Summary

<b>Project #</b>	ECP-005-07	<b>Service Area</b>	Infrastructure Services
<b>Budget Year</b>	2025	<b>Department</b>	Engineering
<b>Asset Type</b>	Unassigned	<b>Division</b>	Design
<b>Title</b>	Tecumseh Rd. E. Infrastructure Improvements		
<b>Budget Status</b>	Mayor's Recommended Budget		
<b>Major Category</b>	Roads Infrastructure		
<b>Wards</b>	Ward 7, Ward 8		
<b>Version Name</b>	Main (Active)		

**Project Description**

The ESR for this project was completed in 1996. Improvements to Tecumseh Rd. E. are required as a result of traffic growth and expanded commercial activity. Project involves widening Tecumseh Rd. E. between Jefferson and Banwell. Planned improvements include building three through lanes in both directions, creating left turn storage lanes at all intersections, building raised medians, 1.5 km of sidewalk on both sides of the road, undertaking the replacement of watermains and other utilities and extending the sanitary sewer. As of 2016, Jefferson to Lauzon Rd. was completed. Next phase is Tecumseh and Forest Glade Intersection which has a high rate of collisions.

**Version Description**

2026-2033: All existing funding is required for Design & Construction - Tecumseh Rd. E. and Forest Glade Intersection

2034+: The next phase proposed is Tecumseh Rd. E. - Little River to Forest Glade. Funding in 2034 will allow detailed design to commence.

The balance of the remainder of the work identified in the ESR, Tecumseh Rd E from Lauzon Rd to Banwell, including upgrades to the Little River Bridge is currently estimated in the range of \$71 million.

Project Comments/Reference	Version Comments
7231031	

Project Detailed Forecast		2025	2026	2027	2028	2029	2030	2031	2032	2033	2034	Total
<b>GL Account</b>												
<b>Expenses</b>												
5410	Construction Contracts - TCA	0	1,600,000	550,000	550,000	575,000	274,750	2,181,442	400,000	2,100,000	2,500,000	10,731,192
	Total	0	1,600,000	550,000	550,000	575,000	274,750	2,181,442	400,000	2,100,000	2,500,000	10,731,192
<b>Revenues</b>												
115	Dev Chg - Roads & Related	0	0	0	0	0	0	0	0	0	2,500,000	2,500,000
169	Pay As You Go - Capital Reserve	0	0	0	0	0	0	400,000	0	2,100,000	0	2,500,000
221	Service Sustainability Investm	0	0	0	0	25,000	274,750	1,781,442	400,000	0	0	2,481,192
234	Stormwater Sewer Surcharge	0	1,600,000	550,000	550,000	550,000	0	0	0	0	0	3,250,000
	Total	0	1,600,000	550,000	550,000	575,000	274,750	2,181,442	400,000	2,100,000	2,500,000	10,731,192

Related Projects		Historical Approved Budget			Operating Budget Impact				
		Year	Total Expense	Revenue		Effective Date	Unknown	Exp/(Rev)	FTE Impact
				Net City Cost	Subsidies				
		2009	5,400,000	1,800,000	3,600,000				
		2010	3,000,000	1,000,000	2,000,000				
		2020	450,000	450,000	0				
		2021	50,000	50,000	0				
		2022	500,000	500,000	0				
Year Identified	Start Date	Project Type for 2025		Project Lead		Est. Completion Date			
2007	January 1, 2009	Growth: 0.0 % Maintenance: 0.0 %		Fahd Mikhael		2034 & Beyond`			



# Project Version Summary

<b>Project #</b>	ECP-008-07	<b>Service Area</b>	Infrastructure Services
<b>Budget Year</b>	2025	<b>Department</b>	Engineering
<b>Asset Type</b>	Unassigned	<b>Division</b>	Design
<b>Title</b>	Pedestrian Safety Improvements		
<b>Budget Status</b>	Mayor's Recommended Budget		
<b>Major Category</b>	Transportation		
<b>Wards</b>	City Wide		
<b>Version Name</b>	Main (Active)		

<b>Project Description</b>
A sidewalk may be warranted on a route that is leading to significant pedestrian destinations such as schools, hospitals, arenas, bus routes, parks and residential high-rises to address safety concerns. In these cases, the City evaluates requests based on the Pedestrian Generator Policy and brings the project to Council for approval as needed.

<b>Version Description</b>
Funding is allocated to projects based on an evaluation completed using the Pedestrian Generator Sidewalk policy (CR120-2024). Project list is based on warrant and priority analysis

<b>Project Comments/Reference</b>	<b>Version Comments</b>
7045034	

<b>Project Detailed Forecast</b>											
<b>GL Account</b>	<b>2025</b>	<b>2026</b>	<b>2027</b>	<b>2028</b>	<b>2029</b>	<b>2030</b>	<b>2031</b>	<b>2032</b>	<b>2033</b>	<b>2034</b>	<b>Total</b>
<b>Expenses</b>											
5410 Construction Contracts - TCA	0	100,000	0	100,000	0	100,000	100,000	0	100,000	80,000	580,000
Total	0	100,000	0	100,000	0	100,000	100,000	0	100,000	80,000	580,000
<b>Revenues</b>											
169 Pay As You Go - Capital Reserve	0	100,000	0	100,000	0	100,000	100,000	0	100,000	80,000	580,000
Total	0	100,000	0	100,000	0	100,000	100,000	0	100,000	80,000	580,000

<b>Related Projects</b>	<b>Historical Approved Budget</b>				<b>Operating Budget Impact</b>		
	<b>Year</b>	<b>Total Expense</b>	<b>Revenue</b>		<b>Effective Date</b>	<b>Unknown</b>	<b>Exp/(Rev) FTE Impact</b>
			<b>Net City Cost</b>	<b>Subsidies</b>	<b>Description</b>		0 0
	2007	75,000	75,000	0	Depending on the final design, there may be increased sidewalk maintenance costs.		
	2008	175,000	175,000	0			
	2009	175,000	175,000	0			
	2010	175,000	175,000	0			
	2011	175,000	175,000	0			
	2012	100,000	100,000	0			
	2022	100,000	100,000	0			
	2024	100,000	100,000	0			

<b>Year Identified</b>	<b>Start Date</b>	<b>Project Type for 2025</b>	<b>Project Lead</b>	<b>Est. Completion Date</b>
------------------------	-------------------	------------------------------	---------------------	-----------------------------

2007	January 1, 2008	Growth: 0.0 % Maintenance: 0.0 %	Pier Ruggeri	Ongoing`
------	-----------------	-------------------------------------	--------------	----------



# Project Version Summary

<b>Project #</b>	ECP-009-07	<b>Service Area</b>	Infrastructure Services
<b>Budget Year</b>	2025	<b>Department</b>	Engineering
<b>Asset Type</b>	Unassigned	<b>Division</b>	Design
<b>Title</b>	Intersection Improvements Program		
<b>Budget Status</b>	Mayor's Recommended Budget		
<b>Major Category</b>	Roads Infrastructure		
<b>Wards</b>	City Wide		
<b>Version Name</b>	Main (Active)		

**Project Description**  
Improvements are completed to address safety concerns at identified intersections selected and based on the most current road safety report.

**Version Description**  
Various locations as identified in the Road Safety Report. Consultant may be retained to undertake safety audits on each identified location where not previously investigated.  
Sustained funding required to continue implementing recommended improvements.

<b>Project Comments/Reference</b>	<b>Version Comments</b>
7151012 7035046	

<b>Project Detailed Forecast</b>											
GL Account	2025	2026	2027	2028	2029	2030	2031	2032	2033	2034	Total
<b>Expenses</b>											
5410 Construction Contracts - TCA	700,000	0	0	250,000	750,000	500,000	400,000	400,000	400,000	400,000	3,800,000
Total	700,000	0	0	250,000	750,000	500,000	400,000	400,000	400,000	400,000	3,800,000
<b>Revenues</b>											
169 Pay As You Go - Capital Reserve	700,000	0	0	250,000	750,000	500,000	400,000	400,000	400,000	400,000	3,800,000
Total	700,000	0	0	250,000	750,000	500,000	400,000	400,000	400,000	400,000	3,800,000

<b>Related Projects</b>	<b>Historical Approved Budget</b>				<b>Operating Budget Impact</b>	
	<b>Year</b>	<b>Total Expense</b>	<b>Net City Cost</b>	<b>Revenue</b>	<b>Effective Date</b>	<b>Exp/(Rev) FTE Impact</b>
<b>Follows</b> ECP-002-10	2015	15,000	15,000	0	Unknown	0
EDG-001-11	2019	470,000	470,000	0	Depending on the final design, there may be increased road maintenance costs.	0
<b>Project Title</b> Banwell Rd. Infrastructure Improvements	2020	400,000	400,000	0		
	2021	500,000	500,000	0		
	2022	500,000	500,000	0		
	2024	300,000	300,000	0		

Year Identified	Start Date	Project Type for 2025	Project Lead	Est. Completion Date
2007	January 1, 2019	Growth: 100.0 % Maintenance: 0.0 %	Pier Ruggeri	Ongoing`



# Project Version Summary

<b>Project #</b>	ECP-010-07	<b>Service Area</b>	Infrastructure Services
<b>Budget Year</b>	2025	<b>Department</b>	Engineering
<b>Asset Type</b>	Unassigned	<b>Division</b>	Design
<b>Title</b>	East Riverside Planning District Infrastructure Improvements		
<b>Budget Status</b>	Mayor's Recommended Budget		
<b>Major Category</b>	Roads Infrastructure		
<b>Wards</b>	Ward 7		
<b>Version Name</b>	Main (Active)		

**Project Description**  
 A section of Wyandotte Street East within the alignment laid out by the former Town of Riverside and associated drainage facilities has yet to be completed. An environmental assessment completed in 2024 recommends the extension of Wyandotte St E between Banwell and Jarvis, as well as improvements to Jarvis Avenue to provide sufficient storm sewer capacity and to bring the road to current standards. These improvements are subject to local improvement per O. Reg. 586/06.

**Version Description**  
 2025 - 2034: Funding in these years will be for Phase 1 Engineering & Construction - Wyandotte Street Extension and improvements including a trunk storm sewer on Jarvis Avenue from Wyandotte to Beverly Glen Street.  
 2034+: Phase 2 Engineering & Construction - Jarvis Avenue Reconstruction from Riverside Drive to Wyandotte and from Castle Hill to Little River. There is no funding identified within the 10-year capital budget.

<b>Project Comments/Reference</b>	<b>Version Comments</b>
7193000	

<b>Project Detailed Forecast</b>		2025	2026	2027	2028	2029	2030	2031	2032	2033	2034	Total
<b>Expenses</b>												
2950	Other Prof Services- External	0	0	276,520	1,800,051	4,100,000	0	0	0	0	1,300,000	7,476,571
	Total	0	0	276,520	1,800,051	4,100,000	0	0	0	0	1,300,000	7,476,571
<b>Revenues</b>												
115	Dev Chg - Roads & Related	0	0	0	0	0	0	0	0	0	500,000	500,000
153	Wastewater Sewer Surcharge	0	0	0	0	0	0	0	0	0	300,000	300,000
169	Pay As You Go - Capital Reserve	0	0	276,520	300,051	2,650,000	0	0	0	0	0	3,226,571
221	Service Sustainability Investm	0	0	0	1,000,000	0	0	0	0	0	0	1,000,000
234	Stormwater Sewer Surcharge	0	0	0	500,000	1,450,000	0	0	0	0	500,000	2,450,000
	Total	0	0	276,520	1,800,051	4,100,000	0	0	0	0	1,300,000	7,476,571



Related Projects		Historical Approved Budget				Operating Budget Impact			
		Year	Total Expense	Revenue		Effective Date	Unknown	Exp/(Rev)	FTE Impact
				Net City Cost	Subsidies				
		2007	8,000,000	8,000,000	0				
		2008	3,150,000	3,150,000	0				
		2009	4,816,667	4,816,667	0				
		2010	2,250,000	2,250,000	0				
		2015	1,000,000	1,000,000	0				
		2019	250,000	250,000	0				
		2024	400,000	400,000	0				
Year Identified	Start Date	Project Type for 2025		Project Lead		Est. Completion Date			
2007	January 1, 2007	Growth: 0.0 % Maintenance: 0.0 %		Adam Mourad		2034 & Beyond`			



# Project Version Summary

<b>Project #</b>	ECP-013-09	<b>Service Area</b>	Infrastructure Services
<b>Budget Year</b>	2025	<b>Department</b>	Engineering
<b>Asset Type</b>	Unassigned	<b>Division</b>	Design
<b>Title</b>	La Bella Strada - Erie St. Business Improvement Area Streetscaping (SMP)		
<b>Budget Status</b>	Mayor's Recommended Budget		
<b>Major Category</b>	Roads Infrastructure		
<b>Wards</b>	Ward 3		
<b>Version Name</b>	Main (Active)		

<b>Project Description</b>
<p>This project will support pedestrian area design elements within the boundaries of the Erie Street Business Improvement Area. CR339/2010 approved the Erie Street BIA Streetscaping - La Bella Strada project.</p> <p>Phase 1A - Howard to Pierre - complete</p> <p>Phase 1B - Erie from McDougall to Howard (including upgrades to the storm sewer system per the SMP) and Pierre to Lincoln.</p>

<b>Version Description</b>
2033 - 2034+: Phase 1B – Erie – McDougall to Howard AND Pierre to Lincoln - limited funding is available to start engineering and detailed design in 2033.

<b>Project Comments/Reference</b>	<b>Version Comments</b>
7183018	

<b>Project Detailed Forecast</b>											
<b>GL Account</b>	<b>2025</b>	<b>2026</b>	<b>2027</b>	<b>2028</b>	<b>2029</b>	<b>2030</b>	<b>2031</b>	<b>2032</b>	<b>2033</b>	<b>2034</b>	<b>Total</b>
<b>Expenses</b>											
5410 Construction Contracts - TCA	0	0	0	0	0	0	0	0	200,000	300,000	500,000
Total	0	0	0	0	0	0	0	0	200,000	300,000	500,000
<b>Revenues</b>											
169 Pay As You Go - Capital Reserve	0	0	0	0	0	0	0	0	200,000	300,000	500,000
Total	0	0	0	0	0	0	0	0	200,000	300,000	500,000

<b>Related Projects</b>	<b>Historical Approved Budget</b>	<b>Operating Budget Impact</b>																																	
	<table border="1"> <tr> <td></td> <td colspan="2"><b>Revenue</b></td> </tr> <tr> <td><b>Year</b></td> <td><b>Total Expense</b></td> <td><b>Net City Cost</b></td> </tr> <tr> <td>2011</td> <td>692,634</td> <td>692,634</td> </tr> <tr> <td>2023</td> <td>300,000</td> <td>300,000</td> </tr> <tr> <td></td> <td></td> <td><b>Subsidies</b></td> </tr> <tr> <td></td> <td></td> <td>0</td> </tr> <tr> <td></td> <td></td> <td>0</td> </tr> </table>		<b>Revenue</b>		<b>Year</b>	<b>Total Expense</b>	<b>Net City Cost</b>	2011	692,634	692,634	2023	300,000	300,000			<b>Subsidies</b>			0			0	<table border="1"> <tr> <td><b>Effective Date</b></td> <td>Unknown</td> <td><b>Exp/(Rev)</b></td> <td><b>FTE Impact</b></td> </tr> <tr> <td><b>Description</b></td> <td></td> <td>0</td> <td>0</td> </tr> <tr> <td colspan="4">No Operating Budget Impact</td> </tr> </table>	<b>Effective Date</b>	Unknown	<b>Exp/(Rev)</b>	<b>FTE Impact</b>	<b>Description</b>		0	0	No Operating Budget Impact			
	<b>Revenue</b>																																		
<b>Year</b>	<b>Total Expense</b>	<b>Net City Cost</b>																																	
2011	692,634	692,634																																	
2023	300,000	300,000																																	
		<b>Subsidies</b>																																	
		0																																	
		0																																	
<b>Effective Date</b>	Unknown	<b>Exp/(Rev)</b>	<b>FTE Impact</b>																																
<b>Description</b>		0	0																																
No Operating Budget Impact																																			

<b>Year Identified</b>	<b>Start Date</b>	<b>Project Type for 2025</b>	<b>Project Lead</b>	<b>Est. Completion Date</b>
2009	January 1, 2024	Growth: 0.0 % Maintenance: 0.0 %	Sergio Colucci	2033 & Beyond`



# Project Version Summary

<b>Project #</b>	ECP-014-07	<b>Service Area</b>	Infrastructure Services
<b>Budget Year</b>	2025	<b>Department</b>	Engineering
<b>Asset Type</b>	Unassigned	<b>Division</b>	Design
<b>Title</b>	University Avenue/Victoria Avenue		
<b>Budget Status</b>	Mayor's Recommended Budget		
<b>Major Category</b>	Roads Infrastructure		
<b>Wards</b>	Ward 2, Ward 3		
<b>Version Name</b>	Main (Active)		

<b>Project Description</b>	
<p>The University Avenue &amp; Victoria Avenue Environmental Assessment was completed in 2022. This project is the implementation of the recommended alternatives which include the full reconstruction of University Ave (McDougall to Huron Church) and Victoria Ave (Chatham St W to Park St W).</p> <p>Construction phasing to be determined based on recommendations from EA and available funding.</p>	
<b>Version Description</b>	
<p>2025-2028: Phase 1 - University Ave - Salter Avenue to McEwan Avenue - design and construction is anticipated to be fully funded with construction expected in 2024 and 2025 with final asphalt in 2026.</p> <p>2033 - 2034: Funding allocated to begin engineering and detailed design for the next phase of construction (limits to be determined based on funding made available for construction in the following years).</p> <p>The balance of the University Corridor has no funding identified within the 10-year plan.</p>	
<b>Project Comments/Reference</b>	<b>Version Comments</b>
7221052	<p>COMMITMENTS:</p> <p>CR424/2024 C 109/2024: 2028 F153 \$250K, F169 \$1,500,000, F176 \$1,000,000, F221 \$2,000,000 (F153 adjusted per CR473/2024)</p> <p>CR473/2024 C 130/2024: 2028 F234 \$250K</p>

Project Detailed Forecast												
GL Account		2025	2026	2027	2028	2029	2030	2031	2032	2033	2034	Total
<b>Expenses</b>												
5410	Construction Contracts - TCA	0	0	0	5,000,000	0	0	0	0	2,000,000	1,000,000	8,000,000
Total		0	0	0	5,000,000	0	0	0	0	2,000,000	1,000,000	8,000,000
<b>Revenues</b>												
153	Wastewater Sewer Surcharge	0	0	0	0	0	0	0	0	250,000	100,000	350,000
153CF	Committed Funding	0	0	0	250,000	0	0	0	0	0	0	250,000
169	Pay As You Go - Capital Reserve	0	0	0	0	0	0	0	0	1,000,000	800,000	1,800,000
169CF	Committed Funding	0	0	0	1,500,000	0	0	0	0	0	0	1,500,000
176CF	Committed Funding	0	0	0	1,000,000	0	0	0	0	0	0	1,000,000
221	Service Sustainability Investm	0	0	0	0	0	0	0	0	500,000	0	500,000
221CF	Committed Funding	0	0	0	2,000,000	0	0	0	0	0	0	2,000,000
234	Stormwater Sewer Surcharge	0	0	0	0	0	0	0	0	250,000	100,000	350,000
234CF	Committed Funding	0	0	0	250,000	0	0	0	0	0	0	250,000
Total		0	0	0	5,000,000	0	0	0	0	2,000,000	1,000,000	8,000,000

Related Projects		Historical Approved Budget				Operating Budget Impact						
Year Identified	Start Date	Project Type for 2025	Project Lead	Est. Completion Date	Revenue		Effective Date	Unknown	Exp/(Rev)	FTE	Impact	
					Year	Total Expense						Net City Cost
2007	January 1, 2007	Growth: 0.0 % Maintenance: 0.0 %	Aojeen Issac	2034 & Beyond	2007	150,000	150,000	0			0	0
					2008	1,074,846	790,000	284,846				
					2009	4,032,987	2,039,750	1,993,237				
					2010	5,794,500	1,419,750	4,374,750				
					2018	897,640	0	897,640				
					2019	350,000	350,000	0				
					2020	350,000	350,000	0				
					2022	4,025,000	4,025,000	0				
					2023	1,100,000	1,100,000	0				
					2024	650,000	650,000	0				

Most of these areas have many deficiencies and are in a state of disrepair. Currently, there aren't sufficient funds in the Operating budget to fix or maintain these areas. Repairs will be selective and most sidewalk repairs will be done with asphalt.



## Project Version Summary

<b>Project #</b>	ECP-016-07	<b>Service Area</b>	Infrastructure Services
<b>Budget Year</b>	2025	<b>Department</b>	Engineering
<b>Asset Type</b>	Unassigned	<b>Division</b>	Design
<b>Title</b>	The Riverside Drive Vista Improvement		
<b>Budget Status</b>	Mayor's Recommended Budget		
<b>Major Category</b>	Roads Infrastructure		
<b>Wards</b>	Ward 2, Ward 3, Ward 4, Ward 5, Ward 6, Ward 7		
<b>Version Name</b>	Main (Active)		

<b>Project Description</b>	
<p>The Environmental Study Report was completed in 2007. It contains recommendations on construction phasing for improvements to Riverside Dr. The limits of the study are from Rosedale to the east City limits.</p> <p>Phase 1 from Lauzon to Riverdale is completed.</p> <p>Phase 2A from Ford to St. Rose includes DMAF funding with land acquisition complete and utility relocations and archeological assessment in progress.</p> <p>Phase 3A from Ford to Strabane</p>	
<b>Version Description</b>	
<p>2026-2027: Majority of funding is for Construction Phase 2A - Ford to St. Rose The works will span over multiple years with completion expected in 2027. This is a DMAF1 program funded project.</p> <p>2027-2034: Engineering &amp; Construction Phase 3A - Ford to Strabane (currently estimated to be fully funded within this time frame with construction possible as early as 2030 depending on financing charges).</p> <p>The balance of the Riverside Vista corridor is estimated at \$135 million (2025 \$). There is no funding identified for this work within the 10-year plan.</p>	
<b>Project Comments/Reference</b>	<b>Version Comments</b>
7086001	

Project Detailed Forecast												
GL Account		2025	2026	2027	2028	2029	2030	2031	2032	2033	2034	Total
<b>Expenses</b>												
2915	Consulting Services - External	2,400,000	0	0	0	0	0	0	0	0	0	2,400,000
5410	Construction Contracts - TCA	0	1,875,000	4,000,000	910,000	500,000	5,215,000	6,000,000	2,000,000	0	9,500,000	30,000,000
	Total	2,400,000	1,875,000	4,000,000	910,000	500,000	5,215,000	6,000,000	2,000,000	0	9,500,000	32,400,000
<b>Revenues</b>												
115	Dev Chg - Roads & Related	0	0	0	0	0	0	0	0	0	5,000,000	5,000,000
153	Wastewater Sewer Surcharge	0	0	0	0	0	0	0	0	0	800,000	800,000
169	Pay As You Go - Capital Reserve	600,000	0	0	410,000	500,000	1,125,000	620,699	825,000	0	1,900,000	5,980,699
176	Canada Community-Building Fund	0	0	0	500,000	0	1,500,000	3,879,301	0	0	0	5,879,301
221	Service Sustainability Investm	1,800,000	1,875,000	4,000,000	0	0	2,590,000	1,500,000	1,175,000	0	1,800,000	14,740,000
	Total	2,400,000	1,875,000	4,000,000	910,000	500,000	5,215,000	6,000,000	2,000,000	0	9,500,000	32,400,000

Related Projects		Historical Approved Budget				Operating Budget Impact				
Year Identified	Start Date	Project Type for 2025	Project Lead	Est. Completion Date	Revenue		Effective Date	Unknown	Exp/(Rev)	FTE Impact
					Year	Total Expense				
					2008	150,000	150,000	0		
					2009	1,000,000	1,000,000	0		
					2011	500,000	500,000	0		
					2016	3,250,000	3,250,000	0		
					2017	680,000	680,000	0		
					2018	280,000	280,000	0		
					2020	664,000	664,000	0		
					2021	250,000	250,000	0		
					2024	2,215,000	2,215,000	0		

**Operating Budget Impact**

**Effective Date** Unknown      **Exp/(Rev)** FTE Impact

**Description**      0      0

Depending on the final design, there may be additional road and sewer maintenance costs.



# Project Version Summary

<b>Project #</b>	ECP-022-07	<b>Service Area</b>	Infrastructure Services
<b>Budget Year</b>	2025	<b>Department</b>	Engineering
<b>Asset Type</b>	Unassigned	<b>Division</b>	Design
<b>Title</b>	Prince Rd./Totten St. Storm Sewer Improvements – (SMP)		
<b>Budget Status</b>	Mayor's Recommended Budget		
<b>Major Category</b>	Sewers Infrastructure		
<b>Wards</b>	Ward 10		
<b>Version Name</b>	Main (Active)		

<b>Project Description</b>
<p>This project will relieve basement, street and property flooding in the Prince Road storm relief drainage area. This project was reviewed in concert with the Sewer Master Plan Implementation prioritization. Recommendations include completing the Prince Road Trunk Sewer Outlet to McKee Creek. An EA was completed in 2022 for the storm sewer outlet. Construction started in 2024.</p> <p>Next priority will include a proposed roundabout at the intersection of Tecumseh/Felix with future phases to include sewer separation on Tecumseh, Dorchester, Felix &amp; Marlborough.</p>

<b>Version Description</b>
<p>2025-2028: Trunk Storm Sewer Outlet - Pre-commitment of funds were required for 2024/2025 construction.          2029-2034+: Tecumseh/Felix Intersection - Roundabout</p> <p>The balance of the works on Felix and Totten per Sewer Master Plan is estimated in the range of \$100 million (2025\$). There are no funds identified for this within the 10-year plan.</p>

<b>Project Comments/Reference</b>	<b>Version Comments</b>
7086002 7186002	<p>COMMITMENTS:          CR199/2024 C 47/2024: 2025 F169 \$33,750 (2025 F153 swapped to F234 per CR473/2024)          CR473/2024 C 130/2024: 2025 F234 \$1,687,500, 2028 F234 \$1,000,000</p>

<b>Project Detailed Forecast</b>												
<b>GL Account</b>	<b>2025</b>	<b>2026</b>	<b>2027</b>	<b>2028</b>	<b>2029</b>	<b>2030</b>	<b>2031</b>	<b>2032</b>	<b>2033</b>	<b>2034</b>	<b>Total</b>	
<b>Expenses</b>												
5410 Construction Contracts - TCA	1,721,250	0	0	1,000,000	0	0	750,000	700,000	1,000,000	2,000,000	7,171,250	
Total	1,721,250	0	0	1,000,000	0	0	750,000	700,000	1,000,000	2,000,000	7,171,250	
<b>Revenues</b>												
169 Pay As You Go - Capital Reserve	0	0	0	0	0	0	187,500	0	0	0	187,500	
169CF Committed Funding	33,750	0	0	0	0	0	0	0	0	0	33,750	
234 Stormwater Sewer Surcharge	0	0	0	0	0	0	562,500	700,000	1,000,000	2,000,000	4,262,500	
234CF Committed Funding	1,687,500	0	0	1,000,000	0	0	0	0	0	0	2,687,500	
Total	1,721,250	0	0	1,000,000	0	0	750,000	700,000	1,000,000	2,000,000	7,171,250	

Related Projects		Historical Approved Budget			Operating Budget Impact				
		Year	Total Expense	Revenue		Effective Date	Unknown	Exp/(Rev)	FTE Impact
				Net City Cost	Subsidies				
		2007	670,000	670,000	0				
		2008	325,000	325,000	0				
		2009	2,000,000	2,000,000	0				
		2010	4,620,000	4,620,000	0				
		2018	125,000	125,000	0				
		2020	80,000	80,000	0				
		2022	1,180,000	1,180,000	0				
		2024	1,898,750	1,898,750	0				
Year Identified	Start Date	Project Type for 2025	Project Lead		Est. Completion Date				
2007	January 1, 2008	Growth: 11.8 % Maintenance: 88.2 %	Aojeen Issac		2033 & Beyond`				





## Project Version Summary

<b>Project #</b>	ECP-023-07	<b>Service Area</b>	Infrastructure Services
<b>Budget Year</b>	2025	<b>Department</b>	Engineering
<b>Asset Type</b>	Unassigned	<b>Division</b>	Design
<b>Title</b>	Parent Ave./McDougall Ave. Storm Sewer (SMP)		
<b>Budget Status</b>	Mayor's Recommended Budget		
<b>Major Category</b>	Roads Infrastructure		
<b>Wards</b>	Ward 3, Ward 4		
<b>Version Name</b>	Main (Active)		

### Project Description

To relieve basement, street and property flooding in the Parent/McDougall storm relief area per Dillon Consulting's 1974 report. Construction of sewers will increase capacity to handle major storms. Limits of the report area are CPR, McDougall, Lincoln and the Detroit River.

This project will be reviewed in concert with the Sewer Master Plan Implementation prioritization.

Current priorities for this project are:

- Giles - Langlois to Gladstone - Complete
- McDougall - Erie to Giles
- McDougall - Giles to Ellis
- Gladstone - Giles to Richmond
- McDougall - Ellis to Tecumseh

### Version Description

2025-2026: Pre-commitment of funds allowed for the construction of Giles Storm Sewer - Langlois to Gladstone, in 2022 (complete).

2029-2034+: McDougall Storm Relief Sewer - Phase 1 (Erie Street East to Giles Boulevard East). Construction timing will be based on availability of funding. Current estimate is \$9.5 million and would require additional funding in 2035.

The balance of the work currently has no funding identified within the 10-year plan.

### Project Comments/Reference

7182005

### Version Comments

COMMITMENTS:  
 CR69/2022 C 13/2022: 2025 F153 \$125,000 - 2026 F153 \$140,250 (F153 adjusted per CR473/2024)  
 CR473/2024 C 130/2024: 2025 F234 \$375,000, 2026 F234 \$420,750

Project Detailed Forecast												
GL Account		2025	2026	2027	2028	2029	2030	2031	2032	2033	2034	Total
<b>Expenses</b>												
5410	Construction Contracts - TCA	500,000	561,000	0	0	230,000	0	5,350,000	500,000	1,000,000	1,200,000	9,341,000
Total		500,000	561,000	0	0	230,000	0	5,350,000	500,000	1,000,000	1,200,000	9,341,000
<b>Revenues</b>												
153	Wastewater Sewer Surcharge	0	0	0	0	0	0	1,000,000	125,000	250,000	500,000	1,875,000
153CF	Committed Funding	125,000	140,250	0	0	0	0	0	0	0	0	265,250
169	Pay As You Go - Capital Reserve	0	0	0	0	230,000	0	0	0	0	0	230,000
221	Service Sustainability Investm	0	0	0	0	0	0	1,350,000	0	0	0	1,350,000
234	Stormwater Sewer Surcharge	0	0	0	0	0	0	3,000,000	375,000	750,000	700,000	4,825,000
234CF	Committed Funding	375,000	420,750	0	0	0	0	0	0	0	0	795,750
Total		500,000	561,000	0	0	230,000	0	5,350,000	500,000	1,000,000	1,200,000	9,341,000
<b>Related Projects</b>		<b>Historical Approved Budget</b>				<b>Operating Budget Impact</b>						
				<b>Revenue</b>				<b>Effective Date</b>	Unknown	<b>Exp/(Rev)</b>		<b>FTE Impact</b>
		<b>Year</b>	<b>Total Expense</b>	<b>Net City Cost</b>	<b>Subsidies</b>			<b>Description</b>			0	0
		2018	250,000	250,000	0			Depending on the final design, there may be decreased road and sewer maintenance costs.				
		2022	2,950,000	2,950,000	0							
		2024	139,000	139,000	0							
<b>Year Identified</b>	<b>Start Date</b>	<b>Project Type for 2025</b>		<b>Project Lead</b>			<b>Est. Completion Date</b>					
2007	January 1, 2018	Growth: 0.0 % Maintenance: 100.0 %		Aojeen Issac			2034 & Beyond`					



# Project Version Summary

<b>Project #</b>	ECP-035-07	<b>Service Area</b>	Infrastructure Services
<b>Budget Year</b>	2025	<b>Department</b>	Engineering
<b>Asset Type</b>	Unassigned	<b>Division</b>	Design
<b>Title</b>	City Wide Sewer Rehabilitation Program		
<b>Budget Status</b>	Mayor's Recommended Budget		
<b>Major Category</b>	Sewers Infrastructure		
<b>Wards</b>	City Wide		
<b>Version Name</b>	Main (Active)		

<b>Project Description</b>
The City's existing system of sewers and related infrastructure is aging and deteriorating, causing maintenance problems. This funding allows for the replacement of collapsed or deteriorated sewers and the separation of combined and dual sewers City-wide. These projects are generally local infrastructure and exclude major trunk sewers and arterial road works which are identified through Environmental Assessment study reports. Projects are identified based on CCTV inspection and emergency call activity and are coordinated with other works (road and utility) where possible.

<b>Version Description</b>
Please see attachment for details on current priorities considering available funding in the 10-year plan. Projects are identified for planning purposes only and are subject to change as priorities shift, taking into consideration opportunities to partner with other works. As a result of inflationary pressures, only one or two projects may be completed per year.

<b>Project Comments/Reference</b>	<b>Version Comments</b>
See Document Attached. Active: 7164007, 7171003, 7171005, 7171009, 7171060, 7181007, 7181008, 7191024, 7191025, 7191026, 7201026, 7201028, 7213002, 7213003, 7213004, 7221031, 7221032, 7221033, 7231008, 7241022, 7243006	COMMITMENT: CR510/2022 C 197/2022: 2025 F153 \$1,050,750 (F153 adjusted per CR473/2024) CR424/2024 C 109/2024: 2025 F153 \$2,799,000 (F153 adjusted per CR473/2024) CR252/2022 C 97/2022: 2026 F153 \$405,600 (F153 adjusted per CR473/2024) CR19/2023 C 226/2022: 2026 F153 \$234,000 (F153 adjusted per CR473/2024) CR473/2024 C 130/2024: 2025 F234 \$4,705,250, 2026 F234 \$590,400

<b>Project Detailed Forecast</b>											
<b>GL Account</b>	<b>2025</b>	<b>2026</b>	<b>2027</b>	<b>2028</b>	<b>2029</b>	<b>2030</b>	<b>2031</b>	<b>2032</b>	<b>2033</b>	<b>2034</b>	<b>Total</b>
<b>Expenses</b>											
5410 Construction Contracts - TCA	17,785,576	12,604,299	6,613,550	11,212,249	12,619,500	10,150,000	9,000,000	10,194,705	14,880,000	13,150,000	118,209,879
Total	17,785,576	12,604,299	6,613,550	11,212,249	12,619,500	10,150,000	9,000,000	10,194,705	14,880,000	13,150,000	118,209,879
<b>Revenues</b>											
153 Wastewater Sewer Surcharge	4,945,283	7,019,114	3,439,046	3,329,287	5,018,000	3,570,500	4,420,000	3,772,041	2,232,000	5,030,000	42,775,271
153CF Committed Funding	3,849,750	639,600	0	0	0	0	0	0	0	0	4,489,350
221 Service Sustainability Investm	0	0	0	1,200,000	800,000	500,000	500,000	0	0	1,000,000	4,000,000
234 Stormwater Sewer Surcharge	4,285,293	4,355,185	3,174,504	6,682,962	6,801,500	6,079,500	4,080,000	6,422,664	12,648,000	7,120,000	61,649,608
234CF Committed Funding	4,705,250	590,400	0	0	0	0	0	0	0	0	5,295,650
Total	17,785,576	12,604,299	6,613,550	11,212,249	12,619,500	10,150,000	9,000,000	10,194,705	14,880,000	13,150,000	118,209,879

Related Projects		Historical Approved Budget			Operating Budget Impact				
		Year	Total Expense	Revenue		Effective Date	Unknown	Exp/(Rev)	FTE Impact
				Net City Cost	Subsidies				
		2007	8,078,000	8,078,000	0				
		2008	9,069,000	9,069,000	0				
		2009	10,797,000	10,797,000	0				
		2010	11,611,000	11,611,000	0				
		2011	8,700,000	8,700,000	0				
		2012	7,250,000	7,250,000	0				
		2013	10,425,000	9,350,000	1,075,000				
		2014	15,055,000	15,055,000	0				
		2015	10,700,000	10,700,000	0				
		2016	12,500,000	12,500,000	0				
		2017	18,116,000	14,160,000	3,956,000				
		2018	14,116,673	14,116,673	0				
		2019	12,280,000	12,280,000	0				
		2020	8,208,750	8,208,750	0				
		2021	9,348,500	9,348,500	0				
		2022	10,245,000	10,245,000	0				
		2023	10,343,000	10,343,000	0				
		2024	6,037,000	6,037,000	0				
Year Identified	Start Date	Project Type for 2025	Project Lead	Est. Completion Date					
2007	January 1, 2007	Growth: 0.0 % Maintenance: 100.0 %	Fahd Mikhael	Ongoing`					

**Project Attachments**  
For: 2025

Project # ECP-035-07

Project Name: City Wide Sewer Rehabilitation Program

							Allocation of 2025 Costs		
Project#	STREET	FROM	TO	Sewer Type	Ward	2025	Construction	Engineering	Land Acquisition
<b>Construction</b>	Sunset Ave	Wyandotte ST W	Cul-De-Sac	Combined	2	\$2,335	\$ 2,100	\$ 235	-
	St. Luke Rd Ph 2 of 2	Alice St	Tecumseh Rd	Over / Under	5	\$4,823	\$ 4,200	\$ 623	
	McEwan Ave	Riverside Rd W	University Ave W	Combined	2	\$3,500	\$ 3,050	\$ 450	
	Central Ave Ph1 of 2	Via Tracks	Seminole St	Over / Under	5	\$6,730	\$ 5,800	\$ 930	
<b>Engineering ONLY - For 2027 Projects</b>						\$ 397		\$ 397	
<b>Grand Total</b>						<b>\$ 17,785</b>	<b>\$ 15,150</b>	<b>\$ 2,635</b>	<b>\$ -</b>

Revised Dec 09, 2024

**Project Attachments**  
For: 2025

Project # ECP-035-07

**Recommended Sewer Rehabilitation Program (2025 - 2033) \***

STREET	FROM	TO	Sewer Type	Ward	2026	2027	2028	2029	2030	2031	2032	2033	2034
<b>Construction</b>													
Ford Blvd Ph1 of 2	Reginald St	Coronation Ave	Combined	8	\$1,234								
Central Ave Ph2 of 2	Via Tracks	Seminole St	Over / Under	5	\$11,070								
<b>Engineering ONLY - For 2028 Projects</b>					\$300								
<b>Construction</b>													
Ford Blvd Ph2 of 2	Reginald St	Coronation Ave	Combined	8		\$4,066							
Patricia Rd Ph1 of 2	University Ave	Riverside Dr	Combined	2		\$2,147							
<b>Engineering ONLY - For 2029 Projects</b>						\$400							
<b>Construction</b>													
Chandler Rd Ph1 of 2	Seminole St	Reginald St	Separated	5			\$3,000						
Patricia Rd Ph2 of 2	University Ave	Riverside Dr	Combined	2			\$1,131						
Marentette	Elliott St	Erie St	Combined	4			\$3,914						
Westminster Blvd	Joinville Ave	Rose St	Combined	8			\$2,659						
<b>Engineering ONLY - For 2030 Projects</b>							\$508						
<b>Construction</b>													
Chandler Rd Ph2 of 2	Seminole St	Reginald St	Separated	5			\$5,351						
Louis Ave	Lens Ave	Memorial Dr	Combined	4			\$3,601						
Girardot St Ph 1 of 2	Prince Rd	Brock St	Over / Under	2			\$3,217						
<b>Engineering ONLY - For 2031 Projects</b>							\$450						
<b>Construction</b>													
Girardot St Ph 2 of 2	Prince Rd	Brock St	Over / Under	2					\$5,083				
Erie St Ph 1 of 3	Pierre Ave	Lincoln Rd	Combined	4					\$3,327				
Alley S. of Tecumseh	Windermere	Kildare	Over / Under	4					\$1,240				
<b>Engineering ONLY - For 2032 Projects</b>									\$500				
<b>Construction</b>													
McEwan	Pelletier	Cul-de-sac	Over / Under	2						\$2,800			
Erie St Ph 2 of 3	Pierre Ave	Lincoln Rd	Combined	4						\$5,600			
<b>Engineering ONLY - For 2033 Projects</b>										\$600			
<b>Construction</b>													
Erie St Ph 3 of 3	Pierre Ave	Lincoln Rd	Combined	4							\$3,258		
Oak Ph 1 of 2	Giles	Tecumseh	Combined	3							\$5,984		
<b>Engineering ONLY - For 2034 Projects</b>											\$952		
<b>Construction</b>													
Oak Ph 1 of 2	Giles	Tecumseh	Combined	3								\$7,000	
Elm	University	Wyandotte	Combined	3								\$7,216	
Chrysler Centre Ph 2 of 3	Tecumseh	Grand Marais	Separated	5								\$664	
<b>Engineering ONLY - For 2035 Projects</b>													
<b>Construction</b>													
Elm	University	Wyandotte	Combined	3									\$7,000
Chrysler Centre Ph 1 of 2	Tecumseh	Grand Marais	Separated	5									\$5,550
<b>Engineering ONLY - For 2036 Projects</b>													\$600
<b>Grand Total</b>					<b>\$12,604</b>	<b>\$6,613</b>	<b>\$11,212</b>	<b>\$12,619</b>	<b>\$10,150</b>	<b>\$9,000</b>	<b>\$10,194</b>	<b>\$14,880</b>	<b>\$13,150</b>

\* Project list for 2026 - 2034 is preliminary only and must be coordinated with the Windsor Utilities Commission and Operation

\*\* Note: It is estimated that, if Chrysler Center Project Ph 2 of is to be complete in 2035, it will require \$11,600



## Project Version Summary

<b>Project #</b>	EDG-001-11	<b>Service Area</b>	Infrastructure Services
<b>Budget Year</b>	2025	<b>Department</b>	Engineering
<b>Asset Type</b>	Unassigned	<b>Division</b>	Design
<b>Title</b>	Lauzon Parkway & Cabana Road East (formerly CR42) Infrastructure Improvements		
<b>Budget Status</b>	Mayor's Recommended Budget		
<b>Major Category</b>	Roads Infrastructure		
<b>Wards</b>	Ward 9		
<b>Version Name</b>	Main (Active)		

### Project Description

This Project is to implement the Lauzon Parkway Environmental Assessment (EA) study recommendations.

The limits of the EA are Lauzon Parkway (CP rail tracks to 401), Cabana Road East (formerly County Road 42), Walker to City limits and a future E-W Arterial Road (Walker Road to County Road 17).

Design is underway for Cabana Road East (Walker to east City limits) and Lauzon Parkway (CP rail tracks to Cabana Road). The construction of the Lauzon Parkway/Cabana Road East intersection, including Ponds P7 & P8 as identified in the Sandwich South Master Servicing Plan (SSMSP) is anticipated to be the first phase for construction.

The City has applied for grant funding under the Housing-Enabling Water Systems Fund for portions of this work. If successful, funding received would be used to offset anticipated expenditures.

Note: Funds were transferred in 2024 from ECP-001-10 for Ponds P7 and P8.

### Version Description

2025-2034+: Phased Design and Construction of the following (exact phasing TBD):

- Widening of Cabana Road East from CNR tracks to the City limit, including improvements at all intersections
- Lauzon Parkway/Cabana Road East intersection realignment
- Ponds P7 and P8 as identified in the SSMSP
- Intersection improvements at Walker Road and Cabana Road East
- Widening of Lauzon Parkway from the CP tracks to Cabana Road East

The remainder of the work will include the construction of the new E-W Arterial Road in the Sandwich South lands and there is currently no funding for this work within the 10-year plan. The extension of Lauzon Parkway from Cabana Road East to Highway 401 is under project ENG-003-25.

### Project Comments/Reference

7197000

### Version Comments

Note:  
Approval of the new hospital may require acceleration of these funds.

Project Detailed Forecast												
GL Account		2025	2026	2027	2028	2029	2030	2031	2032	2033	2034	Total
<b>Expenses</b>												
5410	Construction Contracts - TCA	34,225,321	27,190,237	29,470,369	27,832,114	157,800	5,549,747	3,000,000	7,755,690	2,845,024	31,263,698	169,290,000
Total		34,225,321	27,190,237	29,470,369	27,832,114	157,800	5,549,747	3,000,000	7,755,690	2,845,024	31,263,698	169,290,000
<b>Revenues</b>												
108	Dev Chg -SSPD - Roads & Related	13,578,750	13,578,750	13,578,750	13,578,750	0	0	0	0	0	25,818,937	80,133,937
109	Dev Chg - SSPD - Sanitary Sewe	3,017,500	3,017,500	3,017,500	3,017,500	0	0	0	0	0	0	12,070,000
110	Dev Chg-SSPD-Storm Swr &Mun Dr	8,395,000	8,395,000	8,395,000	8,395,000	0	0	0	0	0	3,161,062	36,741,062
115	Dev Chg - Roads & Related	2,235,000	0	0	0	0	0	0	0	0	0	2,235,000
116	Dev Chg - Sanitary/Pollution	532,500	532,500	532,500	532,500	0	0	0	0	0	0	2,130,000
169	Pay As You Go - Capital Reserve	0	0	134,703	0	0	3,274,747	483,048	0	0	0	3,892,498
176	Canada Community-Building Fund	6,466,571	1,266,487	1,868,198	2,160,341	0	0	0	0	0	0	11,761,597
221	Service Sustainability Investm	0	400,000	597,882	148,023	0	0	500,000	5,031,278	2,845,024	1,230,011	10,752,218
234	Stormwater Sewer Surcharge	0	0	1,345,836	0	157,800	2,275,000	2,016,952	2,724,412	0	1,053,688	9,573,688
Total		34,225,321	27,190,237	29,470,369	27,832,114	157,800	5,549,747	3,000,000	7,755,690	2,845,024	31,263,698	169,290,000

Related Projects		Historical Approved Budget				Operating Budget Impact				
Precedes		Expense		Revenue		Effective Date	Unknown	Exp/(Rev)	FTE	Impact
ECP-009-07		Year	Total Expense	Net City Cost	Subsidies	Description				
Project Title Intersection Improvements Program		2011	50,000	0	50,000	Upon completion of this project, road maintenance costs due to patching and maintaining gravel shoulders will decrease. These savings, however, will be offset by other road maintenance, line painting and snow removal costs resulting from the increased surface area of Lauzon Parkway and Cabana Road East, as well as the addition of the East/West Arterial. In addition, the project will add new active transportation infrastructure which will require regular maintenance that has not been accounted for in existing operating budgets. Operating cost figures cannot be determined at this time as the project is still in its' preliminary stages, however, it is assumed that costs will escalate as the road ages.			0	0
		2012	50,000	0	50,000					
		2013	50,000	0	50,000					
		2019	1,500,000	1,500,000	0					
		2020	1,500,000	1,500,000	0					
		2021	550,000	550,000	0					
		2023	1,000,000	1,000,000	0					
		2024	4,377,570	4,377,570	0					
Year Identified	Start Date	Project Type for 2025		Project Lead		Est. Completion Date				
2011	January 1, 2021	Growth: 100.0 % Maintenance: 0.0 %		Jane He / Sergio Colucci		2033 & Beyond				





# Project Version Summary

<b>Project #</b>	ENG-001-16	<b>Service Area</b>	Infrastructure Services
<b>Budget Year</b>	2025	<b>Department</b>	Engineering
<b>Asset Type</b>	Unassigned	<b>Division</b>	Design
<b>Title</b>	Sixth Concession Rd./North Talbot Rd. Infrastructure Improvements		
<b>Budget Status</b>	Mayor's Recommended Budget		
<b>Major Category</b>	Roads Infrastructure		
<b>Wards</b>	Ward 1, Ward 9		
<b>Version Name</b>	Main (Active)		

**Project Description**

The project is the implementation of the Sixth Concession/North Talbot Environmental Assessment study area. Limits are - Sixth Concession Road from Cabana Road East to North Talbot Road and North Talbot Road from Howard Avenue to City limits.

The following phases are complete:

- North Talbot from Howard to the west leg of Southwood Lakes Boulevard
- Sixth Concession from Cabana Road East to south of Provincial Road

**Version Description**

2027-2034: Phased Engineering and Construction - Sixth Concession Road from south of Provincial Rd to North Talbot Rd.

Project Comments/Reference	Version Comments
7171063	

<b>Project Detailed Forecast</b>											
GL Account	2025	2026	2027	2028	2029	2030	2031	2032	2033	2034	Total
<b>Expenses</b>											
5410 Construction Contracts - TCA	0	0	0	5,300,000	0	498,000	1,000,000	1,950,000	1,497,000	0	10,245,000
Total	0	0	0	5,300,000	0	498,000	1,000,000	1,950,000	1,497,000	0	10,245,000
<b>Revenues</b>											
115 Dev Chg - Roads & Related	0	0	0	0	0	498,000	1,000,000	750,000	750,000	0	2,998,000
169 Pay As You Go - Capital Reserve	0	0	0	2,622,000	0	0	0	0	0	0	2,622,000
221 Service Sustainability Investm	0	0	0	2,678,000	0	0	0	1,200,000	747,000	0	4,625,000
Total	0	0	0	5,300,000	0	498,000	1,000,000	1,950,000	1,497,000	0	10,245,000

Related Projects	Historical Approved Budget				Operating Budget Impact		
	Year	Total Expense	Revenue		Effective Date	Unknown	Exp/(Rev) FTE Impact
			Net City Cost	Subsidies			0 0
	2020	2,850,000	2,850,000	0			Depending on the final design, there may be increased road and sewer maintenance costs.
	2021	932,000	932,000	0			
	2022	967,000	967,000	0			
	2023	1,000	1,000	0			

Year Identified	Start Date	Project Type for 2025	Project Lead	Est. Completion Date
-----------------	------------	-----------------------	--------------	----------------------

2016	January 1, 2021	Growth: 0.0 % Maintenance: 0.0 %	Fahd Mikhael	2034 & Beyond`
------	-----------------	-------------------------------------	--------------	----------------



# Project Version Summary

<b>Project #</b>	ENG-001-22	<b>Service Area</b>	Infrastructure Services
<b>Budget Year</b>	2025	<b>Department</b>	Engineering
<b>Asset Type</b>	Unassigned	<b>Division</b>	Design
<b>Title</b>	Cameron Ave Storm Trunk Sewer (SMP)		
<b>Budget Status</b>	Mayor's Recommended Budget		
<b>Major Category</b>	Sewers Infrastructure		
<b>Wards</b>	Ward 2		
<b>Version Name</b>	Main (Active)		

<b>Project Description</b>	Construction of new trunk storm sewer with outlet at Detroit River, consisting of 3.0km of storm sewer improvements, separation of existing combined sewers and road reconstruction.
----------------------------	--

<b>Version Description</b>	2031: Engineering fees for the Outlet at Detroit River - Schedule C Municipal Class Environmental Assessment Report The first phase is anticipated to be Martindale to Detroit River (outlet at Cameron Ave). There are no funds identified for this work within the 10-year plan.
----------------------------	---

<b>Project Comments/Reference</b>	<b>Version Comments</b>
-----------------------------------	-------------------------

<b>Project Detailed Forecast</b>											
GL Account	2025	2026	2027	2028	2029	2030	2031	2032	2033	2034	Total
<b>Expenses</b>											
5410 Construction Contracts - TCA	0	0	0	0	0	0	800,000	0	0	0	800,000
Total	0	0	0	0	0	0	800,000	0	0	0	800,000
<b>Revenues</b>											
153 Wastewater Sewer Surcharge	0	0	0	0	0	0	400,000	0	0	0	400,000
234 Stormwater Sewer Surcharge	0	0	0	0	0	0	400,000	0	0	0	400,000
Total	0	0	0	0	0	0	800,000	0	0	0	800,000

<b>Related Projects</b>	<b>Historical Approved Budget</b>	<b>Operating Budget Impact</b>
-------------------------	-----------------------------------	--------------------------------

<b>Year Identified</b>	<b>Start Date</b>	<b>Project Type for 2025</b>	<b>Project Lead</b>	<b>Est. Completion Date</b>
2022	January 1, 2031	Growth: 0.0 % Maintenance: 0.0 %	Fahd Mikhael	2034 & Beyond`



# Project Version Summary

<b>Project #</b>	ENG-002-17	<b>Service Area</b>	Infrastructure Services
<b>Budget Year</b>	2025	<b>Department</b>	Engineering
<b>Asset Type</b>	Unassigned	<b>Division</b>	Design
<b>Title</b>	Bus Bay Program		
<b>Budget Status</b>	Mayor's Recommended Budget		
<b>Major Category</b>	Transportation		
<b>Wards</b>	City Wide		
<b>Version Name</b>	Main (Active)		

**Project Description**  
 These funds are used to cost-share in the construction of school bus bays as per a formula approved through CR120/2024. Bus bay needs are prioritized by a committee of the four school boards as well as Windsor Essex Student Transportation Services (WESTS).

**Version Description**  
 At present, the school boards have prioritized the following school:  
 Monseigneur - Jean - Noel Elementary Catholic School

Project Comments/Reference	Version Comments
7119001	

GL Account	2025	2026	2027	2028	2029	2030	2031	2032	2033	2034	Total
<b>Expenses</b>											
5410 Construction Contracts - TCA	0	0	100,000	100,000	100,000	100,000	50,000	0	100,000	80,000	630,000
Total	0	0	100,000	100,000	100,000	100,000	50,000	0	100,000	80,000	630,000
<b>Revenues</b>											
169 Pay As You Go - Capital Reserve	0	0	100,000	100,000	100,000	100,000	50,000	0	100,000	80,000	630,000
Total	0	0	100,000	100,000	100,000	100,000	50,000	0	100,000	80,000	630,000

Related Projects	Historical Approved Budget				Operating Budget Impact		
	Year	Total Expense	Revenue		Effective Date	Unknown	Exp/(Rev) FTE Impact
			Net City Cost	Subsidies			
	2022	100,000	100,000	0	Description	0	0
	2023	100,000	100,000	0			
	2024	100,000	100,000	0			

Depending on the final design, there may be increase road maintenance costs.

Year Identified	Start Date	Project Type for 2025	Project Lead	Est. Completion Date
2017	January 1, 2022	Growth: 0.0 % Maintenance: 0.0 %	Pier Ruggeri	Ongoing`



# Project Version Summary

<b>Project #</b>	ENG-002-22	<b>Service Area</b>	Infrastructure Services
<b>Budget Year</b>	2025	<b>Department</b>	Engineering
<b>Asset Type</b>	Unassigned	<b>Division</b>	Design
<b>Title</b>	Jefferson Drainage Area (SMP)		
<b>Budget Status</b>	Mayor's Recommended Budget		
<b>Major Category</b>	Sewers Infrastructure		
<b>Wards</b>	Ward 6, Ward 8		
<b>Version Name</b>	Main (Active)		

**Project Description**  
 Construction of separated storm and sanitary sewers including trunk and storage systems to reduce surface and basement flooding risks in the Edgar St sanitary trunk sewer service area and the Jefferson Pumping Station Drainage Area. Recommendations were included in the Sewer and Coastal Flood Protection Master Plan (SMP). Phase 1 construction began in 2024 (Jefferson - South National to Coronation) with minor restoration works expected to extend into 2025.

**Version Description**  
 2025-2028: Phase 1 Construction - Jefferson Boulevard - South National to Coronation - combined sewer separation with new trunk storm sewer. Pre-commitment of funding in these years allowed construction to proceed in 2024.  
 2032 - 2034+: Funding allocated to begin engineering and detailed design for the next phase of construction (limits to be determined based on funding made available for construction in the following years).  
 2034+: Phased engineering and construction of improvements identified in the SMP per the recommended phasing plan (currently estimated at \$165 million). Not funded within 10-year plan.

Project Comments/Reference	Version Comments
7151001	COMMITMENTS: CR277/2023, C 87/2023: 2025 F153 \$300, 2027 F153 \$652,000 (F153 adjusted per CR473/2024) CR473/2024 C 130/2024: 2025 F234 \$451, 2027 F234 \$978,000

<b>Project Detailed Forecast</b>											
GL Account	2025	2026	2027	2028	2029	2030	2031	2032	2033	2034	Total
<b>Expenses</b>											
5410 Construction Contracts - TCA	751	0	1,630,000	7,751	0	0	0	750,000	1,000,000	1,000,000	4,388,502
Total	751	0	1,630,000	7,751	0	0	0	750,000	1,000,000	1,000,000	4,388,502
<b>Revenues</b>											
153 Wastewater Sewer Surcharge	0	0	0	3,100	0	0	0	300,000	400,000	400,000	1,103,100
153CF Committed Funding	300	0	652,000	0	0	0	0	0	0	0	652,300
234 Stormwater Sewer Surcharge	0	0	0	4,651	0	0	0	450,000	600,000	600,000	1,654,651
234CF Committed Funding	451	0	978,000	0	0	0	0	0	0	0	978,451
Total	751	0	1,630,000	7,751	0	0	0	750,000	1,000,000	1,000,000	4,388,502

Related Projects		Historical Approved Budget			Operating Budget Impact													
		<table border="1"> <thead> <tr> <th colspan="2"></th> <th colspan="2">Revenue</th> </tr> <tr> <th>Year</th> <th>Total Expense</th> <th>Net City Cost</th> <th>Subsidies</th> </tr> </thead> <tbody> <tr> <td>2024</td> <td>324,498</td> <td>324,498</td> <td>0</td> </tr> </tbody> </table>					Revenue		Year	Total Expense	Net City Cost	Subsidies	2024	324,498	324,498	0		
		Revenue																
Year	Total Expense	Net City Cost	Subsidies															
2024	324,498	324,498	0															
Year Identified	Start Date	Project Type for 2025	Project Lead	Est. Completion Date														
2022	January 1, 2032	Growth: 100.0 % Maintenance: 0.0 %	Pier Ruggeri	2034 & Beyond														



# Project Version Summary

<b>Project #</b>	ENG-004-23	<b>Service Area</b>	Infrastructure Services
<b>Budget Year</b>	2025	<b>Department</b>	Engineering
<b>Asset Type</b>	Unassigned	<b>Division</b>	Design
<b>Title</b>	Dominion - Ojibway to Totten/ Ojibway Storm Outlet		
<b>Budget Status</b>	Mayor's Recommended Budget		
<b>Major Category</b>	Roads Infrastructure		
<b>Wards</b>	Ward 10		
<b>Version Name</b>	Main (Active)		

<b>Project Description</b>
<p>This project is for a new storm sewer recommended as part of the South Cameron Planning Area Functional Design Report prepared by Haddad Morgan and Associates Ltd.</p> <p>The South Cameron Storm Outlet through a new Ojibway trunk sewer is required prior to construction on Dominion (Ojibway to Totten), based on Haddad Morgan's recommendation to provide an outlet for the road works.</p> <p>Current priorities include:          Ojibway (Storm Trunk Sewer ) phase 1 - St Clair Avenue to Roxborough Boulevard          Ojibway (Storm Trunk Sewer) phase 2 - Roxborough Boulevard to Dominion          Dominion - Ojibway to Totten.</p>

<b>Version Description</b>
<p>2029-2034: Engineering &amp; Construction - Ojibway (Storm Trunk Sewer) phase 1 - St. Clair Avenue to Roxborough Boulevard.</p> <p>2034+: Funding allocated to begin engineering and detailed design for the next phase of construction (limits to be determined based on funding made available for construction in the following years).</p>

<b>Project Comments/Reference</b>	<b>Version Comments</b>

<b>Project Detailed Forecast</b>											
<b>GL Account</b>	<b>2025</b>	<b>2026</b>	<b>2027</b>	<b>2028</b>	<b>2029</b>	<b>2030</b>	<b>2031</b>	<b>2032</b>	<b>2033</b>	<b>2034</b>	<b>Total</b>
<b>Expenses</b>											
5410 Construction Contracts - TCA	0	0	0	0	444,036	550,000	1,700,000	3,887,017	1,600,000	3,172,376	11,353,429
Total	0	0	0	0	444,036	550,000	1,700,000	3,887,017	1,600,000	3,172,376	11,353,429
<b>Revenues</b>											
117 Dev Chg - Storm & Drains	0	0	0	0	0	0	0	0	0	1,000,000	1,000,000
169 Pay As You Go - Capital Reserve	0	0	0	0	444,036	0	0	3,473,429	1,200,000	0	5,117,465
234 Stormwater Sewer Surcharge	0	0	0	0	0	550,000	1,700,000	413,588	400,000	2,172,376	5,235,964
Total	0	0	0	0	444,036	550,000	1,700,000	3,887,017	1,600,000	3,172,376	11,353,429

Related Projects		Historical Approved Budget		Operating Budget Impact
Year Identified	Start Date	Project Type for 2025	Project Lead	Est. Completion Date
2023	January 1, 2030	Growth: 0.0 % Maintenance: 0.0 %	Aojeen Issac	2034 & Beyond`





# Project Version Summary

<b>Project #</b>	ENG-004-25	<b>Service Area</b>	Infrastructure Services
<b>Budget Year</b>	2025	<b>Department</b>	Engineering
<b>Asset Type</b>	Unassigned	<b>Division</b>	Design
<b>Title</b>	Excess Soil Management		
<b>Budget Status</b>	Mayor's Recommended Budget		
<b>Major Category</b>	Roads Infrastructure		
<b>Wards</b>	City Wide		
<b>Version Name</b>	Main (Active)		

**Project Description**

Ontario Regulation 406/19 introduced legislation to promote the beneficial reuse of excavated soils, including those from infrastructure projects, and to ensure clean sites do not get polluted by contaminated soil. The regulation has resulted in considerable increased costs to all City capital construction projects including increased geotechnical pre-construction work and increased tendered costs related to excavation and disposal of materials from the work.

The City could potentially realize cost savings by creating a "reuse" site where suitable soils from construction projects could be deposited for reuse in future projects.

A committee has been developed to investigate potential sites for consideration.

**Version Description**

Funding is required for internal time, limited consulting services and/or site investigation work related to potential re-use sites and potentially land acquisition.

<b>Project Comments/Reference</b>	<b>Version Comments</b>

<b>Project Detailed Forecast</b>											
GL Account	2025	2026	2027	2028	2029	2030	2031	2032	2033	2034	Total
<b>Expenses</b>											
5410 Construction Contracts - TCA	150,000	0	0	0	0	0	0	0	0	0	150,000
Total	150,000	0	0	0	0	0	0	0	0	0	150,000
<b>Revenues</b>											
169 Pay As You Go - Capital Reserve	150,000	0	0	0	0	0	0	0	0	0	150,000
Total	150,000	0	0	0	0	0	0	0	0	0	150,000

<b>Related Projects</b>	<b>Historical Approved Budget</b>	<b>Operating Budget Impact</b>

Year Identified	Start Date	Project Type for 2025	Project Lead	Est. Completion Date
2025	January 1, 2025	Growth: 0.0 % Maintenance: 100.0 %	Sarah Meneses	Ongoing`



# Project Version Summary

<b>Project #</b>	ENG-005-17	<b>Service Area</b>	Infrastructure Services
<b>Budget Year</b>	2025	<b>Department</b>	Engineering
<b>Asset Type</b>	Unassigned	<b>Division</b>	Design
<b>Title</b>	Central Box EA Road and Infrastructure Improvements (SMP)		
<b>Budget Status</b>	Mayor's Recommended Budget		
<b>Major Category</b>	Roads Infrastructure		
<b>Wards</b>	Ward 9, Ward 10		
<b>Version Name</b>	Main (Active)		

<b>Project Description</b>
<p>The Central Box EA (2017) proposes road and infrastructure improvements to an area bounded by Eugenie St. to the north, Howard Ave. to the east, West Grand / South Cameron to the south, and Dominion Blvd. to the west.</p> <p>The following works have been completed to date:</p> <ul style="list-style-type: none"> <li>- Dougall/Ouellette Place intersection</li> <li>- Dominion from Northwood to Ojibway</li> </ul>

<b>Version Description</b>
<p>2025-2026: Engineering and Construction - Dominion - Northwood to Ojibway. These funds were pre-committed to facilitate construction in 2023.</p> <p>2034: Funding allocated to begin engineering and detailed design for the next phase of construction (limits to be determined based on funding made available for construction in the following years).</p> <p>There is currently no funding for construction within the 10-year plan.</p>

<b>Project Comments/Reference</b>	<b>Version Comments</b>
7171084, 7203004	COMMITMENT: CR69/2022, C13/2022: 2025 F169 \$225,000 F221 \$75,000 - 2026 F169 \$375,000 F221 \$125,000

<b>Project Detailed Forecast</b>											
<b>GL Account</b>	<b>2025</b>	<b>2026</b>	<b>2027</b>	<b>2028</b>	<b>2029</b>	<b>2030</b>	<b>2031</b>	<b>2032</b>	<b>2033</b>	<b>2034</b>	<b>Total</b>
<b>Expenses</b>											
5410 Construction Contracts - TCA	300,000	500,000	0	0	0	0	0	0	0	600,000	1,400,000
Total	300,000	500,000	0	0	0	0	0	0	0	600,000	1,400,000
<b>Revenues</b>											
169 Pay As You Go - Capital Reserve	0	0	0	0	0	0	0	0	0	600,000	600,000
169CF Committed Funding	225,000	375,000	0	0	0	0	0	0	0	0	600,000
221CF Committed Funding	75,000	125,000	0	0	0	0	0	0	0	0	200,000
Total	300,000	500,000	0	0	0	0	0	0	0	600,000	1,400,000

Related Projects		Historical Approved Budget			Operating Budget Impact				
		Year	Total Expense	Revenue		Effective Date	Unknown	Exp/(Rev)	FTE Impact
				Net City Cost	Subsidies				
		2019	1,722,000	1,722,000	0				
		2020	500,000	500,000	0				
		2021	2,743,891	2,650,000	93,891				
		2022	2,100,000	2,100,000	0				
		2023	3,560,000	3,560,000	0				
		2024	3,200,000	3,200,000	0				
Year Identified	Start Date	Project Type for 2025		Project Lead	Est. Completion Date				
2017	January 1, 2019	Growth: 75.0 % Maintenance: 25.0 %		Aojeen Issac	2034 & Beyond				



# Project Version Summary

<b>Project #</b>	ENG-006-20	<b>Service Area</b>	Infrastructure Services
<b>Budget Year</b>	2025	<b>Department</b>	Engineering
<b>Asset Type</b>	Unassigned	<b>Division</b>	Design
<b>Title</b>	Local Improvement Program		
<b>Budget Status</b>	Mayor's Recommended Budget		
<b>Major Category</b>	Roads Infrastructure		
<b>Wards</b>	City Wide		
<b>Version Name</b>	Main (Active)		

**Project Description**  
 This project funds Local Improvements related to roads, alleys, sidewalks, street-lighting and sewers.

**Version Description**  
 City initiated projects are selected on a priority basis and as per report S 24/2024, approved by council, based on condition ratings and prioritized installation of new sanitary sewers in areas not currently serviced by municipal sanitary sewers. Resident initiated petitions are evaluated and prioritized as they are received.  
 The project list is subject to change and is reported annually to Council. Current projects planned include, but are not limited to:  
 Byng Road from Melinda Avenue to Ledyard Avenue.  
 Ray Road from 8th Concession to cul-de-sac and Joy Road from 8th Concession to cul-de-sac.

Project Comments/Reference	Version Comments
7171002	

<b>Project Detailed Forecast</b>											
GL Account	2025	2026	2027	2028	2029	2030	2031	2032	2033	2034	Total
<b>Expenses</b>											
5410 Construction Contracts - TCA	726,282	1,637,000	1,250,000	1,550,000	1,295,000	1,897,436	1,250,000	1,500,000	2,500,000	3,000,000	16,605,718
Total	726,282	1,637,000	1,250,000	1,550,000	1,295,000	1,897,436	1,250,000	1,500,000	2,500,000	3,000,000	16,605,718
<b>Revenues</b>											
153 Wastewater Sewer Surcharge	491,006	250,000	400,000	600,000	600,000	600,000	400,000	672,000	2,000,000	1,000,000	7,013,006
169 Pay As You Go - Capital Reserve	50,000	0	0	200,000	95,000	997,436	300,000	225,000	0	500,000	2,367,436
221 Service Sustainability Investm	0	887,000	500,000	300,000	300,000	0	300,000	435,000	0	500,000	3,222,000
234 Stormwater Sewer Surcharge	54,556	250,000	100,000	150,000	150,000	150,000	100,000	168,000	500,000	1,000,000	2,622,556
6735 Recovery Of Expenses EXTERNAL	130,720	250,000	250,000	300,000	150,000	150,000	150,000	0	0	0	1,380,720
Total	726,282	1,637,000	1,250,000	1,550,000	1,295,000	1,897,436	1,250,000	1,500,000	2,500,000	3,000,000	16,605,718

Related Projects		Historical Approved Budget			Operating Budget Impact
			Revenue		
	<b>Year</b>	<b>Total Expense</b>	<b>Net City Cost</b>	<b>Subsidies</b>	
	2020	1,944,800	1,594,800	350,000	
	2021	3,850,000	3,569,280	280,720	
	2022	1,670,000	1,520,000	150,000	
	2023	28,000	28,000	0	
	2024	2,991,282	2,710,562	280,720	
Year Identified	Start Date	Project Type for 2025	Project Lead	Est. Completion Date	
2020	January 1, 2020	Growth: 100.0 % Maintenance: 0.0 %	Adam Mourad	Ongoing`	



# Project Version Summary

<b>Project #</b>	ECP-001-10	<b>Service Area</b>	Infrastructure Services
<b>Budget Year</b>	2025	<b>Department</b>	Engineering
<b>Asset Type</b>	Unassigned	<b>Division</b>	Development
<b>Title</b>	Sandwich South Planning Area Stormwater Management Implementation		
<b>Budget Status</b>	Mayor's Recommended Budget		
<b>Major Category</b>	Sewers Infrastructure		
<b>Wards</b>	Ward 9		
<b>Version Name</b>	Main (Active)		

<b>Project Description</b>												
<p>To provide storm water drainage outlet and regional storm water management facilities for the Sandwich South Lands. The Upper Little River Storm Water Study and Sandwich South Master Servicing Plan (SSMSP) were initiated to develop a plan for the provision, protection, enhancement and restoration of the drainage system. Substantial stormwater management (SWM) facilities are required and are to be constructed in phases, depending on development interest.</p> <p>Funding will provide for phased design, cost sharing, land acquisition, and construction where applicable to support development and related infrastructure in the Sandwich South lands. The first priority is SWM facilities to service the East Pelton Secondary Plan area.</p>												
<b>Version Description</b>												
<p>Majority of funding transferred to project EDG-001-11 in 2024 to partially fund the construction of Ponds P7 and P8 as identified in the SSMSP located at Lauzon Parkway and Cabana Road East (formerly CR42).</p> <p>Remainder of funds are anticipated for potential oversizing related to development. Future funding requests are dependent on growth pressures in the area as new development opportunities come forward.</p>												
<b>Project Comments/Reference</b>						<b>Version Comments</b>						
7076102												
<b>Project Detailed Forecast</b>												
<b>GL Account</b>		<b>2025</b>	<b>2026</b>	<b>2027</b>	<b>2028</b>	<b>2029</b>	<b>2030</b>	<b>2031</b>	<b>2032</b>	<b>2033</b>	<b>2034</b>	<b>Total</b>
<b>Expenses</b>												
5410	Construction Contracts - TCA	362,250	2,884,437	0	0	0	0	0	0	0	0	3,246,687
	Total	362,250	2,884,437	0	0	0	0	0	0	0	0	3,246,687
<b>Revenues</b>												
234	Stormwater Sewer Surcharge	362,250	2,884,437	0	0	0	0	0	0	0	0	3,246,687
	Total	362,250	2,884,437	0	0	0	0	0	0	0	0	3,246,687

Related Projects		Historical Approved Budget			Operating Budget Impact				
		Year	Total Expense	Revenue		Effective Date	Unknown	Exp/(Rev)	FTE Impact
				Net City Cost	Subsidies				
		2015	250,000	250,000	0				
		2018	500,000	500,000	0				
		2020	500,000	500,000	0				
		2021	500,000	500,000	0				
		2022	1,000,000	1,000,000	0				
		2023	2,000,000	2,000,000	0				
Year Identified	Start Date	Project Type for 2025		Project Lead	Est. Completion Date				
2010	January 1, 2018	Growth: 100.0 % Maintenance: 0.0 %		Robert Perissinotti	2034 & Beyond				



# Project Version Summary

<b>Project #</b>	ECP-001-24	<b>Service Area</b>	Infrastructure Services
<b>Budget Year</b>	2025	<b>Department</b>	Engineering
<b>Asset Type</b>	Unassigned	<b>Division</b>	Development
<b>Title</b>	Municipal Drains – Rehabilitation Implementation and Construction		
<b>Budget Status</b>	Mayor's Recommended Budget		
<b>Major Category</b>	Sewers Infrastructure		
<b>Wards</b>	City Wide		
<b>Version Name</b>	Main (Active)		

**Project Description**  
 Municipal drain cleaning, improvements and realignments are implemented as Capital Works through Drainage Engineer Reports (ECP-004-08) under the Drainage Act. As directed by City Council and approved by the City of Windsor Act, 1968 and CR388/2007, municipal drain maintenance is charged to the general tax levy and/or to the sewer surcharge levy rather than through special assessment to benefitting property owners as is permitted by the Drainage Act.

**Version Description**  
 Priority capital improvement projects for Municipal Drains identified in the 10-year horizon include, but are not limited to:  
 - Russette Drain  
 - McKee Drain  
 - Talsma Drain  
 - Dawson Drain  
 - Cahill Drain  
 - Marentette-Mangin Drain  
 - Gouin Drain

Project Comments/Reference	Version Comments
7242002	

GL Account	2025	2026	2027	2028	2029	2030	2031	2032	2033	2034	Total
<b>Expenses</b>											
5410 Construction Contracts - TCA	2,000,000	500,000	500,000	0	600,000	0	0	0	0	1,000,000	4,600,000
Total	2,000,000	500,000	500,000	0	600,000	0	0	0	0	1,000,000	4,600,000
<b>Revenues</b>											
234 Stormwater Sewer Surcharge	2,000,000	500,000	500,000	0	600,000	0	0	0	0	1,000,000	4,600,000
Total	2,000,000	500,000	500,000	0	600,000	0	0	0	0	1,000,000	4,600,000

Related Projects	Historical Approved Budget				Operating Budget Impact
	Expense		Revenue		
	Year	Total Expense	Net City Cost	Subsidies	
	2024	1,200,000	1,200,000	0	

Year Identified	Start Date	Project Type for 2025	Project Lead	Est. Completion Date
2024	January 1, 2024	Growth: 0.0 % Maintenance: 100.0 %	Tom Graziano	2034 & beyond





# Project Version Summary

<b>Project #</b>	ECP-004-08	<b>Service Area</b>	Infrastructure Services
<b>Budget Year</b>	2025	<b>Department</b>	Engineering
<b>Asset Type</b>	Unassigned	<b>Division</b>	Development
<b>Title</b>	Municipal Drains Program - Drainage Reports and Assessments		
<b>Budget Status</b>	Mayor's Recommended Budget		
<b>Major Category</b>	Sewers Infrastructure		
<b>Wards</b>	City Wide		
<b>Version Name</b>	Main (Active)		

<b>Project Description</b>
<p>The ongoing maintenance of Municipal Drains is required by the Drainage Act. Any person affected by the condition of a drain has the power to compel repairs and places potential liability on the responsible municipality.</p> <p>In order to maintain existing municipal drains and to update Drainage Engineer reports on a 70-year cycle, sustained investments in this project are required. Significant capital project implementation is funded through ECP-001-24.</p>

<b>Version Description</b>
<p>Municipal Drains: 2025-2034+: Drainage Engineer Reports and minor maintenance work as required based on property owner requests, inspection and maintenance reports and development impacts.</p>

<b>Project Comments/Reference</b>	<b>Version Comments</b>
7086004	

<b>Project Detailed Forecast</b>											
<b>GL Account</b>	<b>2025</b>	<b>2026</b>	<b>2027</b>	<b>2028</b>	<b>2029</b>	<b>2030</b>	<b>2031</b>	<b>2032</b>	<b>2033</b>	<b>2034</b>	<b>Total</b>
<b>Expenses</b>											
2950 Other Prof Services- External	336,000	0	0	0	0	600,000	800,000	500,000	0	500,000	2,736,000
Total	336,000	0	0	0	0	600,000	800,000	500,000	0	500,000	2,736,000
<b>Revenues</b>											
234 Stormwater Sewer Surcharge	336,000	0	0	0	0	600,000	800,000	500,000	0	500,000	2,736,000
Total	336,000	0	0	0	0	600,000	800,000	500,000	0	500,000	2,736,000

Related Projects		Historical Approved Budget			Operating Budget Impact				
		Year	Total Expense	Revenue		Effective Date	Unknown	Exp/(Rev)	FTE Impact
				Net City Cost	Subsidies				
		2008	400,000	400,000	0				
		2009	200,000	200,000	0				
		2010	200,000	200,000	0				
		2011	200,000	200,000	0				
		2012	200,000	200,000	0				
		2013	200,000	200,000	0				
		2014	200,000	200,000	0				
		2015	200,000	200,000	0				
		2016	100,000	100,000	0				
		2017	100,000	100,000	0				
		2018	200,000	200,000	0				
		2019	500,000	500,000	0				
		2020	200,000	200,000	0				
		2021	545,000	545,000	0				
		2022	250,000	250,000	0				
		2023	419,000	419,000	0				
		2024	250,000	250,000	0				
<b>Year Identified</b>	<b>Start Date</b>	<b>Project Type for 2025</b>		<b>Project Lead</b>		<b>Est. Completion Date</b>			
2008	January 1, 2008	Growth: 0.0 % Maintenance: 100.0 %		Tom Graziano		Ongoing`			



# Project Version Summary

<b>Project #</b>	ECP-005-08	<b>Service Area</b>	Infrastructure Services
<b>Budget Year</b>	2025	<b>Department</b>	Engineering
<b>Asset Type</b>	Unassigned	<b>Division</b>	Development
<b>Title</b>	Grand Marais Drain Improvements (Concrete Channel)		
<b>Budget Status</b>	Mayor's Recommended Budget		
<b>Major Category</b>	Sewers Infrastructure		
<b>Wards</b>	Ward 10		
<b>Version Name</b>	Main (Active)		

## Project Description

The Grand Marais Drain Channel Improvements Environmental Assessment was completed in 2012. The Environmental Assessment recommended a reconstruction that would involve a variety of formats that support additional enclosure, naturalization, and expansion of recreational opportunities. The EA has since lapsed and a new EA would be required to be completed prior to implementation of planned improvements. The existing concrete channel between Dougall Avenue and Huron Church Road requires total replacement by 2066.

Immediate repairs to the existing concrete channel in the sections from Dominion Boulevard downstream to Huron Church Road and Dougall Avenue downstream to Bruce Avenue have been completed on an as needed basis. Further repairs beginning at Dougall Avenue were identified to be required as early as 2026.

The entire length of the drain is planned to be improved through this program. An update will be required to the EA prior to starting any works.

## Version Description

2030 - 2034: Funding allocated to complete the EA and begin engineering and detailed design for phased construction (limits to be determined based on funding made available for construction in the following years).

## Project Comments/Reference

7086005

## Version Comments

## Project Detailed Forecast

GL Account	2025	2026	2027	2028	2029	2030	2031	2032	2033	2034	Total
<b>Expenses</b>											
5410 Construction Contracts - TCA	0	0	0	0	0	1,098,420	350,000	800,000	500,000	1,500,000	4,248,420
Total	0	0	0	0	0	1,098,420	350,000	800,000	500,000	1,500,000	4,248,420
<b>Revenues</b>											
234 Stormwater Sewer Surcharge	0	0	0	0	0	1,098,420	350,000	800,000	500,000	1,500,000	4,248,420
Total	0	0	0	0	0	1,098,420	350,000	800,000	500,000	1,500,000	4,248,420

## Related Projects

	Historical Approved Budget				Operating Budget Impact			
	Year	Total Expense	Revenue		Effective Date	Unknown	Exp/(Rev) FTE Impact	
			Net City Cost	Subsidies				
	2008	250,000	250,000	0			0	
	2009	250,000	250,000	0			0	
	2010	500,000	500,000	0			0	
	2011	500,000	500,000	0			0	
	2016	250,000	250,000	0			0	
<b>Description</b>								0
Depending on the final design, there may be additional drain maintenance costs.								0

<b>Year Identified</b>	<b>Start Date</b>	<b>Project Type for 2025</b>	<b>Project Lead</b>	<b>Est. Completion Date</b>
2008	January 1, 2010	Growth: 0.0 % Maintenance: 0.0 %	Tom Graziano	2034 & Beyond`



# Project Version Summary

<b>Project #</b>	ECP-028-07	<b>Service Area</b>	Infrastructure Services
<b>Budget Year</b>	2025	<b>Department</b>	Engineering
<b>Asset Type</b>	Unassigned	<b>Division</b>	Development
<b>Title</b>	Grand Marais Drain Rehabilitation Program (Existing Naturalized Channel)		
<b>Budget Status</b>	Mayor's Recommended Budget		
<b>Major Category</b>	Sewers Infrastructure		
<b>Wards</b>	Ward 5, Ward 10		
<b>Version Name</b>	Main (Active)		

**Project Description**

The naturalized channel of the Grand Marais Drain east of South Cameron Boulevard was the subject of an Environmental Assessment in 2012 and revision in 2015. Segments between South Cameron Boulevard and Howard Avenue and between Turner Road and Byng Road, as well the Lafarge Canada Bridge, have been implemented to date.

The remaining work to be completed between Howard Avenue and Turner Road will address conveyance capacity improvements that had been identified which will allow for the decommissioning of various temporary stormwater ponds near the drain and release of lands back to owners. Regular and ongoing maintenance of the drain and of culverts is also funded through this project, requiring sustained investment.

**Version Description**

2026-2034+: Phased construction for repairs and maintenance from Howard to Turner

<b>Project Comments/Reference</b>	<b>Version Comments</b>
7082003	

<b>Project Detailed Forecast</b>											
<b>GL Account</b>	<b>2025</b>	<b>2026</b>	<b>2027</b>	<b>2028</b>	<b>2029</b>	<b>2030</b>	<b>2031</b>	<b>2032</b>	<b>2033</b>	<b>2034</b>	<b>Total</b>
<b>Expenses</b>											
5410 Construction Contracts - TCA	0	200,250	999,750	800,000	650,000	150,000	300,000	0	0	500,000	3,600,000
Total	0	200,250	999,750	800,000	650,000	150,000	300,000	0	0	500,000	3,600,000
<b>Revenues</b>											
234 Stormwater Sewer Surcharge	0	200,250	999,750	800,000	650,000	150,000	300,000	0	0	500,000	3,600,000
Total	0	200,250	999,750	800,000	650,000	150,000	300,000	0	0	500,000	3,600,000

Related Projects		Historical Approved Budget			Operating Budget Impact				
		Year	Total Expense	Revenue		Effective Date	Unknown	Exp/(Rev)	FTE Impact
				Net City Cost	Subsidies				
		2007	140,000	140,000	0				
		2008	735,000	735,000	0				
		2009	1,330,000	1,330,000	0				
		2014	2,000,000	2,000,000	0				
		2018	470,000	470,000	0				
		2019	1,600,000	1,600,000	0				
		2021	732,000	732,000	0				
		2022	500,000	500,000	0				
Year Identified	Start Date	Project Type for 2025		Project Lead		Est. Completion Date			
2007	January 1, 2008	Growth: 0.0 % Maintenance: 0.0 %		Tom Graziano		Ongoing`			



# Project Version Summary

<b>Project #</b>	ECP-041-07	<b>Service Area</b>	Infrastructure Services
<b>Budget Year</b>	2025	<b>Department</b>	Engineering
<b>Asset Type</b>	Unassigned	<b>Division</b>	Development
<b>Title</b>	New Infrastructure Development - Cost Sharing for Infrastructure (Developer-related)		
<b>Budget Status</b>	Mayor's Recommended Budget		
<b>Major Category</b>	Sewers Infrastructure		
<b>Wards</b>	City Wide		
<b>Version Name</b>	Main (Active)		

<b>Project Description</b>												
This ongoing allotment is used to repay developers to oversize, extend or construct sewers and roads so other lands can be serviced. Financing charges will be incurred for any payments made to developers outside the funding available in the current year.												
<b>Version Description</b>												
Funding source for City's share of oversizing and servicing for anticipated developments.												
<b>Project Comments/Reference</b>						<b>Version Comments</b>						
7035119												
<b>Project Detailed Forecast</b>												
<b>GL Account</b>		<b>2025</b>	<b>2026</b>	<b>2027</b>	<b>2028</b>	<b>2029</b>	<b>2030</b>	<b>2031</b>	<b>2032</b>	<b>2033</b>	<b>2034</b>	<b>Total</b>
<b>Expenses</b>												
5410	Construction Contracts - TCA	1,767,200	0	0	200,000	500,000	500,000	500,000	500,000	1,000,000	400,000	5,367,200
	Total	1,767,200	0	0	200,000	500,000	500,000	500,000	500,000	1,000,000	400,000	5,367,200
<b>Revenues</b>												
115	Dev Chg - Roads & Related	0	0	0	0	300,000	300,000	0	0	0	0	600,000
153	Wastewater Sewer Surcharge	777,568	0	0	88,000	88,000	88,000	66,000	220,000	440,000	200,000	1,967,568
169	Pay As You Go - Capital Reserve	0	0	0	0	0	0	350,000	0	0	0	350,000
234	Stormwater Sewer Surcharge	989,632	0	0	112,000	112,000	112,000	84,000	280,000	560,000	200,000	2,449,632
	Total	1,767,200	0	0	200,000	500,000	500,000	500,000	500,000	1,000,000	400,000	5,367,200

Related Projects		Historical Approved Budget			Operating Budget Impact				
		Year	Total Expense	Revenue		Effective Date	Unknown	Exp/(Rev)	FTE Impact
				Net City Cost	Subsidies				
		2007	150,000	150,000	0				
		2008	486,000	486,000	0				
		2009	250,000	250,000	0				
		2010	250,000	250,000	0				
		2011	250,000	250,000	0				
		2014	100,000	100,000	0				
		2015	250,000	250,000	0				
		2016	100,000	100,000	0				
		2017	100,000	100,000	0				
		2018	22,500	22,500	0				
		2019	755,000	755,000	0				
		2021	272,500	272,500	0				
		2022	800,000	800,000	0				
		2023	450,000	450,000	0				
		2024	300,000	300,000	0				
Year Identified	Start Date	Project Type for 2025		Project Lead	Est. Completion Date				
2007	January 1, 2015	Growth: 100.0 % Maintenance: 0.0 %		Patrick Winters	Ongoing`				





# Project Version Summary

<b>Project #</b>	ENG-001-13	<b>Service Area</b>	Infrastructure Services
<b>Budget Year</b>	2025	<b>Department</b>	Engineering
<b>Asset Type</b>	Unassigned	<b>Division</b>	Development
<b>Title</b>	Capital Rehabilitation Program for Little River Steel Retaining Walls		
<b>Budget Status</b>	Mayor's Recommended Budget		
<b>Major Category</b>	Sewers Infrastructure		
<b>Wards</b>	Ward 6, Ward 7		
<b>Version Name</b>	Main - Little River Steel Retaining Walls (Active)		

<b>Project Description</b>
<p>Steel retaining walls and earth dykes have been constructed along the Little River between Riverside Drive and the VIA Rail tracks beginning in 1983 to provide flood protection to the immediate neighbourhoods of the area which have high risk of overland flooding. This offers vital flood protection for over 2000 homes and the Little River Pollution Control Plant.</p> <p>A condition survey and structural evaluation of the 2.5km system of Little River Steel Retaining Walls were completed in 2012. It was determined that the existing shorewall is stable and generally in good condition, however the system requires rehabilitation in order to extend service life beyond 2031. Repairs to the retaining walls may be phased over a number of years and funding for future replacement must be considered.</p> <p>In addition, it has been observed that the dykes have been breached at several residences along the Little River. Reinstatement of those breaches and restoration of the original dyke elevations is required to return to intended levels of protection. After consultation with area residents, this project is now proceeding.</p> <p>Grant funding programs will be leveraged where possible to assist in offsetting construction costs.</p>
<b>Version Description</b>
2025 - 2034+: Phased repairs to retaining wall and dykes.

<b>Project Comments/Reference</b>	<b>Version Comments</b>
7141019	

<b>Project Detailed Forecast</b>		2025	2026	2027	2028	2029	2030	2031	2032	2033	2034	Total
<b>GL Account</b>												
<b>Expenses</b>												
5410	Construction Contracts - TCA	400,000	0	0	0	0	500,000	700,000	1,300,000	1,000,000	6,000,000	9,900,000
	Total	400,000	0	0	0	0	500,000	700,000	1,300,000	1,000,000	6,000,000	9,900,000
<b>Revenues</b>												
169	Pay As You Go - Capital Reserve	0	0	0	0	0	0	200,000	550,000	0	0	750,000
221	Service Sustainability Investm	0	0	0	0	0	0	0	0	0	3,000,000	3,000,000
234	Stormwater Sewer Surcharge	400,000	0	0	0	0	500,000	500,000	750,000	1,000,000	3,000,000	6,150,000
	Total	400,000	0	0	0	0	500,000	700,000	1,300,000	1,000,000	6,000,000	9,900,000

Related Projects		Historical Approved Budget				Operating Budget Impact			
		Year	Total Expense	Revenue		Effective Date	Unknown	Exp/(Rev)	FTE Impact
				Net City Cost	Subsidies				
		2014	1,000,000	500,000	500,000				
		2016	500,000	500,000	0				
		2017	1,000,000	1,000,000	0				
		2018	500,000	500,000	0				
		2020	1,000,000	1,000,000	0				
		2023	600,000	600,000	0				
		2024	500,000	500,000	0				
		No Operating Budget Impact							
Year Identified	Start Date	Project Type for 2025	Project Lead	Est. Completion Date					
2013	January 1, 2014	Growth: 0.0 % Maintenance: 100.0 %	Tom Graziano	2034 & Beyond`					



# Project Version Summary

<b>Project #</b>	ENG-002-16	<b>Service Area</b>	Infrastructure Services
<b>Budget Year</b>	2025	<b>Department</b>	Engineering
<b>Asset Type</b>	Unassigned	<b>Division</b>	Development
<b>Title</b>	Improvements to Little River Municipal Drain (Lauzon Rd. to VIA Tracks)		
<b>Budget Status</b>	Mayor's Recommended Budget		
<b>Major Category</b>	Sewers Infrastructure		
<b>Wards</b>	Ward 6, Ward 7, Ward 8		
<b>Version Name</b>	Main (Active)		

**Project Description**

The Little River municipal drain is the stormwater outlet for 33% of the City's surface area. The section from Lauzon Road to the VIA Rail right-of-way was improved to the current cross-section in 1975. A report exploring options for this section of the river using natural channel design techniques to create a sustainable river corridor was completed in 2012.

The intended design features and plantings would create a more sustainable river corridor and control sediment with an off-line pool.

A formal Environmental Assessment process including public consultation was initiated in 2023. On completion of the EA, implementation is required and is proposed as part of this program. Design and construction may be phased depending on available funding. Grant funding programs will be leveraged where possible to assist in offsetting construction costs.

**Version Description**

2025 - 2034+: Funding allocated to begin engineering and detailed design for the construction of the preferred solution (limits to be determined based on funding made available for construction in the following years).

Project Comments/Reference	Version Comments
7201023	

Project Detailed Forecast		2025	2026	2027	2028	2029	2030	2031	2032	2033	2034	Total
<b>Expenses</b>												
5410	Construction Contracts - TCA	50,000	0	0	0	0	0	0	0	780,000	500,000	1,330,000
	Total	50,000	0	0	0	0	0	0	0	780,000	500,000	1,330,000
<b>Revenues</b>												
117	Dev Chg - Storm & Drains	0	0	0	0	0	0	0	0	780,000	0	780,000
234	Stormwater Sewer Surcharge	50,000	0	0	0	0	0	0	0	0	500,000	550,000
	Total	50,000	0	0	0	0	0	0	0	780,000	500,000	1,330,000

Related Projects	Historical Approved Budget				Operating Budget Impact		
	Year	Total Expense	Revenue		Effective Date	Unknown	Exp/(Rev) FTE Impact
			Net City Cost	Subsidies			0 0
	2020	100,000	100,000	0			
	2024	265,000	265,000	0			
	No Operating Budget Impact						

Year Identified	Start Date	Project Type for 2025	Project Lead	Est. Completion Date
-----------------	------------	-----------------------	--------------	----------------------

2016	January 1, 2020	Growth: 100.0 % Maintenance: 0.0 %	Tom Graziano	Ongoing`
------	-----------------	---------------------------------------	--------------	----------



# Project Version Summary

<b>Project #</b>	ENG-002-19	<b>Service Area</b>	Infrastructure Services
<b>Budget Year</b>	2025	<b>Department</b>	Engineering
<b>Asset Type</b>	Unassigned	<b>Division</b>	Development
<b>Title</b>	Sewer Master Plan Implementation (SMP)		
<b>Budget Status</b>	Mayor's Recommended Budget		
<b>Major Category</b>	Sewers Infrastructure		
<b>Wards</b>	City Wide		
<b>Version Name</b>	Main (Active)		

<b>Project Description</b>	
The Sewer and Costal Flood Protection Master Plan (SMP) serves as a guiding document to reduce the risk and impact of flooding in the City. The implementation strategy aligns with recommendations contained in the SMP with various other City priorities/improvements with overlapping goals.	
<b>Version Description</b>	
2025-2034: Work / Action identified by SMP include priorities below:  St. Rose Stormwater Pumping Station West Windsor Flood Risk Assessment Trunk Sewer Flow Monitoring Inflow & Infiltration Reduction Workplan Lauzon Parkway - Hawthorne to Cantelon DMAF1 Program projects Projects deferred through a reduced scope DMAF1 program (CR383/2023) will be included as funding permits.  Any remaining unallocated funds will be distributed to projects based on priorities identified in the SMP. Grant funding will be leveraged wherever possible.	
<b>Project Comments/Reference</b>	<b>Version Comments</b>
7196000, 7199004, 7201032, 7201034, 7201035, 7201036, 7211018, 7219002, 7219003, 7224002, 7224003, 7224004, 7243005	<p>COMMITMENTS:</p> <p>B13/2021, C 5/2021: 2025-2028 \$2,500,000 F153 (F153 adjusted per CR473/2024)            B32/2021, C 161/2021: 2025 F153 \$87,736; F221 \$378,750 (F153 adjusted per CR473/2024)            CR125/2024, C 167/2023: 2025 F153 \$357,264, 2028 F153 \$1,457,735 (F153 adjusted per CR473/2024)            CR473/2024 C 130/2024: 2025-2028 F234 \$2,500,000, 2025 F234 \$87,735, 2025 F234 \$357,265, 2028 F234 \$1,457,736</p> <p>PLACEHOLDER:</p> <p>CR125/2024, C 167/2023: 2030 F153 \$1,042,264 to be approved and that once funding for each year is within 5 years is pre-committed and available for immediate use. (F153 adjusted per CR473/2024)            CR473/2024 C 130/2024: 2030 F234 \$1,042,265 to be approved and that once funding for each year is within 5 years is pre-committed and available for immediate use.</p> <p>Note:            As part of this Capital Budget submission, Administration is requesting approval to transfer funding between each of SMP - funded project ids within PeopleSoft.</p>

Project Detailed Forecast												
GL Account		2025	2026	2027	2028	2029	2030	2031	2032	2033	2034	Total
<b>Expenses</b>												
2915	Consulting Services - External	1,991,500	2,500,000	4,997,801	2,730,000	3,012,820	226,580	732,799	0	0	3,000,000	19,191,500
5410	Construction Contracts - TCA	5,100,000	5,087,500	5,000,000	7,915,471	0	2,084,529	0	0	5,000,000	0	30,187,500
Total		7,091,500	7,587,500	9,997,801	10,645,471	3,012,820	2,311,109	732,799	0	5,000,000	3,000,000	49,379,000
<b>Revenues</b>												
153	Wastewater Sewer Surcharge	411,375	1,293,750	2,414,061	1,365,000	1,141,250	113,290	366,400	0	2,500,000	900,000	10,505,125
153CF	Committed Funding	2,945,000	2,500,000	2,500,000	3,957,735	0	1,042,264	0	0	0	0	12,944,999
221	Service Sustainability Investm	0	0	169,680	0	730,320	0	0	0	0	900,000	1,800,000
221CF	Committed Funding	378,750	0	0	0	0	0	0	0	0	0	378,750
234	Stormwater Sewer Surcharge	411,375	1,293,750	2,414,061	1,365,000	1,141,250	113,290	366,400	0	2,500,000	1,200,000	10,805,125
234CF	Committed Funding	2,945,000	2,500,000	2,500,000	3,957,736	0	1,042,265	0	0	0	0	12,945,001
Total		7,091,500	7,587,500	9,997,801	10,645,471	3,012,820	2,311,109	732,799	0	5,000,000	3,000,000	49,379,000
<b>Related Projects</b>		<b>Historical Approved Budget</b>					<b>Operating Budget Impact</b>					
					<b>Revenue</b>							
		<b>Year</b>	<b>Total Expense</b>	<b>Net City Cost</b>	<b>Subsidies</b>							
		2019	4,812,249	4,812,249	0							
		2020	10,250,000	10,250,000	0							
		2021	8,970,000	8,970,000	0							
		2022	10,760,779	10,760,779	0							
		2023	8,970,000	8,970,000	0							
		2024	12,301,721	12,301,721	0							
<b>Year Identified</b>	<b>Start Date</b>	<b>Project Type for 2025</b>			<b>Project Lead</b>			<b>Est. Completion Date</b>				
2019	January 1, 2019	Growth: 0.0 % Maintenance: 100.0 %			Ian Wilson			Ongoing`				



# Project Version Summary

<b>Project #</b>	ENG-002-25	<b>Service Area</b>	Infrastructure Services
<b>Budget Year</b>	2025	<b>Department</b>	Engineering
<b>Asset Type</b>	Unassigned	<b>Division</b>	Development
<b>Title</b>	Trunk Storm Sewers - Sandwich South Lands		
<b>Budget Status</b>	Mayor's Recommended Budget		
<b>Major Category</b>	Sewers Infrastructure		
<b>Wards</b>	Ward 9		
<b>Version Name</b>	Main (Active)		

**Project Description**  
 This project relates to the installation of trunk storm sewers needed to service the Sandwich South area as identified under the Sandwich South Master Servicing Plan. These sewers will be constructed along the 7th, 8th and 9th Concession Roads, outside of areas anticipated to be included in future plan of subdivisions.

**Version Description**  
 Funding allocated to begin engineering and detailed design for the phased construction (limits to be determined based on development pressures and funding made available for construction in the following years).

<b>Project Comments/Reference</b>	<b>Version Comments</b>
-----------------------------------	-------------------------

<b>Project Detailed Forecast</b>											
GL Account	2025	2026	2027	2028	2029	2030	2031	2032	2033	2034	Total
<b>Expenses</b>											
5410 Construction Contracts - TCA	0	0	0	0	0	0	0	0	0	500,000	500,000
Total	0	0	0	0	0	0	0	0	0	500,000	500,000
<b>Revenues</b>											
117 Dev Chg - Storm & Drains	0	0	0	0	0	0	0	0	0	500,000	500,000
Total	0	0	0	0	0	0	0	0	0	500,000	500,000

<b>Related Projects</b>	<b>Historical Approved Budget</b>	<b>Operating Budget Impact</b>
-------------------------	-----------------------------------	--------------------------------

<b>Year Identified</b>	<b>Start Date</b>	<b>Project Type for 2025</b>	<b>Project Lead</b>	<b>Est. Completion Date</b>
2025	January 1, 2030	Growth: 0.0 % Maintenance: 0.0 %	Patrick Winters	2034 & Beyond



# Project Version Summary

<b>Project #</b>	ENG-003-13	<b>Service Area</b>	Infrastructure Services
<b>Budget Year</b>	2025	<b>Department</b>	Engineering
<b>Asset Type</b>	Unassigned	<b>Division</b>	Development
<b>Title</b>	Sixth Concession Municipal Drain - Land Acquisition & Capital Improvements		
<b>Budget Status</b>	Mayor's Recommended Budget		
<b>Major Category</b>	Sewers Infrastructure		
<b>Wards</b>	Ward 9		
<b>Version Name</b>	Main (Active)		

## Project Description

Sixth Concession Drain provides the storm water outlet to over 900 hectares of land within the City of Windsor via approx. 4.5 km of open channel plus 1.4 km of piped drain/sewer. The condition of Baseline Road and the municipal drain along Baseline Road required emergency repairs that were completed. Additional maintenance and remediation are required to maintain service.

As part of the Upper Little River Stormwater Master Plan EA and Sandwich South Master Servicing Plan, the 6th Concession Drain is planned to be relocated and improved to provide more stable side slopes from 7th Concession Road to its outlet at the Little River. These works will be phased depending on development pressures in the Sandwich South area. Cost sharing arrangements with developers may be required. The first priority is the section between 7th Concession Road and 8th Concession Road to service the East Pelton Secondary Plan area.

Due to the current condition of the 6th Concession Drain, urgent repairs to the existing drain alignment from 8th Concession Drain to the Little River are expected to proceed as the first phase of construction.

- Phase 1: Repairs from 8th Concession Road to Little River
- Phase 2: Improvements from 7th Concession to 8th Concession
- Phase 3: Phased improvements from Captain John Wilson Park to Little River

## Version Description

Funding in the years 2025 to 2034 is expected to be used for:

- Engineering Drainage report for the 6th Concession Drain from Captain John Wilson Park to the Little River Outlet.
- Repairs to the drain from east of 8th Concession to Little River to be done in phases, in order of severity as funding is available.
- Improvements to the drain from 7th Concession to 8th Concession are to coincide with the development of East Pelton

2034+: Phase 3 drain improvements (construction and land acquisition) – Captain John Wilson Park to Little River

## Project Comments/Reference

7131002

## Version Comments



Project Detailed Forecast													
GL Account		2025	2026	2027	2028	2029	2030	2031	2032	2033	2034	Total	
<b>Expenses</b>													
5410	Construction Contracts - TCA	100,000	0	0	0	123,000	0	345,000	0	500,000	0	1,068,000	
Total		100,000	0	0	0	123,000	0	345,000	0	500,000	0	1,068,000	
<b>Revenues</b>													
117	Dev Chg - Storm & Drains	0	0	0	0	0	0	0	0	500,000	0	500,000	
234	Stormwater Sewer Surcharge	100,000	0	0	0	123,000	0	345,000	0	0	0	568,000	
Total		100,000	0	0	0	123,000	0	345,000	0	500,000	0	1,068,000	
<b>Related Projects</b>		<b>Historical Approved Budget</b>				<b>Operating Budget Impact</b>							
				<b>Revenue</b>		<b>Effective Date</b>		<b>Unknown</b>		<b>Exp/(Rev)</b>		<b>FTE Impact</b>	
		<b>Year</b>	<b>Total Expense</b>	<b>Net City Cost</b>	<b>Subsidies</b>	<b>Description</b>				<b>0</b>		<b>0</b>	
		2013	375,000	375,000	0	Depending on the final design, there may be decreased drain maintenance costs.							
		2015	400,000	400,000	0								
		2018	150,000	150,000	0								
		2019	200,000	200,000	0								
		2020	500,000	500,000	0								
		2021	200,000	200,000	0								
		2022	535,000	535,000	0								
		2023	485,000	485,000	0								
		2024	1,145,000	1,145,000	0								
<b>Year Identified</b>	<b>Start Date</b>	<b>Project Type for 2025</b>		<b>Project Lead</b>			<b>Est. Completion Date</b>						
2013	January 1, 2013	Growth: 100.0 % Maintenance: 0.0 %		Daniel Lopez			2034 & Beyond						



# Project Version Summary

<b>Project #</b>	ENG-003-19	<b>Service Area</b>	Infrastructure Services
<b>Budget Year</b>	2025	<b>Department</b>	Engineering
<b>Asset Type</b>	Unassigned	<b>Division</b>	Development
<b>Title</b>	New Development- Engineering Studies and EAs		
<b>Budget Status</b>	Mayor's Recommended Budget		
<b>Major Category</b>	Sewers Infrastructure		
<b>Wards</b>	Ward 9		
<b>Version Name</b>	Main (Active)		

<b>Project Description</b>
<p>The Sandwich South Master Servicing Plan (SSMSP) identified several additional Municipal Class EA's required for the area as development starts to proceed. Additional projects will be added based on development pressures in the Sandwich South lands.</p> <p>Improvements are anticipated to be required on 9th Concession Road from Cabana Road East (formerly CR42) to Baseline to support the new hospital. An EA will be required to address growth related improvements to 9th Concession from Cabana Road East to the City Limit. The 7th and 8th Concession Roads will be considered in connection with the East Pelton development.</p> <p>Remaining projects will be prioritized based on development pressures combined with needs analysis from the SSMSP.</p>

<b>Version Description</b>
2025 - 2034+: Environmental Assessments and additional studies as required.

<b>Project Comments/Reference</b>	<b>Version Comments</b>
7192000	

<b>Project Detailed Forecast</b>											
GL Account	2025	2026	2027	2028	2029	2030	2031	2032	2033	2034	Total
<b>Expenses</b>											
2915 Consulting Services - External	250,000	0	0	540,000	0	0	0	0	300,000	0	1,090,000
Total	250,000	0	0	540,000	0	0	0	0	300,000	0	1,090,000
<b>Revenues</b>											
115 Dev Chg - Roads & Related	0	0	0	240,000	0	0	0	0	0	0	240,000
116 Dev Chg - Sanitary/Pollution	0	0	0	150,000	0	0	0	0	0	0	150,000
117 Dev Chg - Storm & Drains	0	0	0	150,000	0	0	0	0	0	0	150,000
169 Pay As You Go - Capital Reserve	0	0	0	0	0	0	0	0	300,000	0	300,000
234 Stormwater Sewer Surcharge	250,000	0	0	0	0	0	0	0	0	0	250,000
Total	250,000	0	0	540,000	0	0	0	0	300,000	0	1,090,000

Related Projects		Historical Approved Budget			Operating Budget Impact
			Revenue		
		Year	Total Expense	Net City Cost	Subsidies
		2019	1,000,000	1,000,000	0
		2020	1,300,000	1,300,000	0
		2023	250,000	250,000	0
Year Identified	Start Date	Project Type for 2025	Project Lead	Est. Completion Date	
2019	January 1, 2019	Growth: 100.0 % Maintenance: 0.0 %	Robert Perissinotti	2034 & Beyond	



# Project Version Summary

<b>Project #</b>	ENG-003-22	<b>Service Area</b>	Infrastructure Services
<b>Budget Year</b>	2025	<b>Department</b>	Engineering
<b>Asset Type</b>	Unassigned	<b>Division</b>	Development
<b>Title</b>	Stormwater Fee Implementation		
<b>Budget Status</b>	Mayor's Recommended Budget		
<b>Major Category</b>	Sewers Infrastructure		
<b>Wards</b>	City Wide		
<b>Version Name</b>	Main (Active)		

<b>Project Description</b>											
To carry out the full implementation of the new rate structure and funding model for the City's stormwater program.											
<b>Version Description</b>											
2025 funding to cover items such as consulting services, staff secondments, GIS vector layers, data collection and analysis, communications, and billing and collection services. Council previously approved this funding as a first charge from Fund 234 – Stormwater Sewer Surcharge.											
<b>Project Comments/Reference</b>						<b>Version Comments</b>					
<b>Project Detailed Forecast</b>											
<b>GL Account</b>	<b>2025</b>	<b>2026</b>	<b>2027</b>	<b>2028</b>	<b>2029</b>	<b>2030</b>	<b>2031</b>	<b>2032</b>	<b>2033</b>	<b>2034</b>	<b>Total</b>
<b>Expenses</b>											
5410 Construction Contracts - TCA	1,801,000	0	0	0	0	0	0	0	0	0	1,801,000
Total	1,801,000	0	0	0	0	0	0	0	0	0	1,801,000
<b>Revenues</b>											
234 Stormwater Sewer Surcharge	1,801,000	0	0	0	0	0	0	0	0	0	1,801,000
Total	1,801,000	0	0	0	0	0	0	0	0	0	1,801,000
<b>Related Projects</b>			<b>Historical Approved Budget</b>				<b>Operating Budget Impact</b>				
<b>Year Identified</b>	<b>Start Date</b>	<b>Project Type for 2025</b>		<b>Project Lead</b>			<b>Est. Completion Date</b>				
2022	January 1, 2025	Growth: 100.0 % Maintenance: 0.0 %		Colleen Middaugh			2025`				



# Project Version Summary

<b>Project #</b>	ENG-003-25	<b>Service Area</b>	Infrastructure Services
<b>Budget Year</b>	2025	<b>Department</b>	Engineering
<b>Asset Type</b>	Unassigned	<b>Division</b>	Development
<b>Title</b>	Lauzon Parkway Extension - Cabana Road East (formerly CR 42) to Hwy 401		
<b>Budget Status</b>	Mayor's Recommended Budget		
<b>Major Category</b>	Roads Infrastructure		
<b>Wards</b>	Ward 9		
<b>Version Name</b>	Main (Active)		

<b>Project Description</b>
A Class Environmental Assessment was completed in 2014 pertaining to the extension of Lauzon Parkway from EC Row Expressway south to a new interchange at Highway 401 (currently undergoing an environmental assessment led by the Ministry of Transportation). This project focuses on the implementation of the preferred alternative from the Class EA for the section south of Cabana Road East (formerly County Road 42).

<b>Version Description</b>
2025: Funding allocated for pre-engineering, land acquisition and detailed design. 2034+: Phased construction is not funded in the 10-year plan (exact phasing TBD pending funding allocation).

<b>Project Comments/Reference</b>	<b>Version Comments</b>

<b>Project Detailed Forecast</b>											
<b>GL Account</b>	<b>2025</b>	<b>2026</b>	<b>2027</b>	<b>2028</b>	<b>2029</b>	<b>2030</b>	<b>2031</b>	<b>2032</b>	<b>2033</b>	<b>2034</b>	<b>Total</b>
<b>Expenses</b>											
5410 Construction Contracts - TCA	15,000,000	0	0	0	0	0	0	0	0	0	15,000,000
Total	15,000,000	0	0	0	0	0	0	0	0	0	15,000,000
<b>Revenues</b>											
108 Dev Chg -SSPD - Roads & Related	8,250,000	0	0	0	0	0	0	0	0	0	8,250,000
109 Dev Chg - SSPD - Sanitary Sewe	750,000	0	0	0	0	0	0	0	0	0	750,000
110 Dev Chg-SSPD-Storm Swr &Mun Dr	6,000,000	0	0	0	0	0	0	0	0	0	6,000,000
Total	15,000,000	0	0	0	0	0	0	0	0	0	15,000,000

<b>Related Projects</b>	<b>Historical Approved Budget</b>	<b>Operating Budget Impact</b>

<b>Year Identified</b>	<b>Start Date</b>	<b>Project Type for 2025</b>	<b>Project Lead</b>	<b>Est. Completion Date</b>
2025	January 1, 2025	Growth: 100.0 % Maintenance: 0.0 %	Rob Perissinotti	2034 & Beyond`



# Project Version Summary

<b>Project #</b>	ENG-004-21	<b>Service Area</b>	Infrastructure Services
<b>Budget Year</b>	2025	<b>Department</b>	Engineering
<b>Asset Type</b>	Unassigned	<b>Division</b>	Development
<b>Title</b>	Airport Employment Lands Servicing		
<b>Budget Status</b>	Mayor's Recommended Budget		
<b>Major Category</b>	Community & Economic Development		
<b>Wards</b>	Ward 9		
<b>Version Name</b>	Main (Active)		

<b>Project Description</b>	
<p>Servicing the Airport Employment Lands provides lease opportunities and employment related economic development opportunities.</p> <p>North Employment Lands - Extension of roads and sewers on the north side of airport lands southerly from Wheelton Drive with a new connection to St. Etienne Blvd have resulted in the securing of lease agreements, including most recently supply chain companies related to the NextStar battery plant. Future road and services extensions will open up leasable lands to the west and east of the existing leased lands, including a future link to Pillette Road. Other traffic and roadway improvements may be warranted on existing adjacent roadways and would be identified through traffic impact studies.</p> <p>South Employment Lands - There is also opportunity for leasable land north of Cabana Road East between 8th and 9th Concession Roads. Parties interested in leasing land for industrial and manufacturing uses, including EV battery supply chain companies, have approached the City throughout 2023 and 2024. It is expected that this interest will continue. The Sandwich South Master Servicing Plan (SSMSP) identified a future roadway and trunk sewer joining 8th and 9th Concession roads on airport lands north of Cabana Road East to form an employment park subdivision. Servicing of these lands will also require full buildout of Pond P8 as identified in the SSMSP. The City has proceeded with the preliminary work necessary to rezone these lands and ready them for development.</p> <p>Servicing of the above lands is expected to be completed in phases concentrating on the areas first that are most ready for development.</p>	
<b>Version Description</b>	
<p>Committed funding in 2025 allowed construction of the Cargo Rd Extension to St. Etienne to be completed in 2023 and 2024.</p> <p>2025-2026: Funding in these years will allow design and construction for Phase 1 of both the North Employment Lands (west of FedEx) and South Employment Lands (south of the solar farm)</p> <p>2034+: Phased engineering and construction for future phases of servicing</p>	
<b>Project Comments/Reference</b>	<b>Version Comments</b>
7211060	<p>PREVIOUS PRE-COMMITMENTS (to be changed according to below upon approval of budget):</p> <p>CR444/2022 C 169/2022: 2026 F169 \$2,298,329</p> <p>CR74/2024 IN-CAMERA: 2025 F176 \$1,266,487, 2026 F176 \$1,068,738</p>

<b>Project Detailed Forecast</b>												
<b>GL Account</b>		<b>2025</b>	<b>2026</b>	<b>2027</b>	<b>2028</b>	<b>2029</b>	<b>2030</b>	<b>2031</b>	<b>2032</b>	<b>2033</b>	<b>2034</b>	<b>Total</b>
<b>Expenses</b>												
5410	Construction Contracts - TCA	16,033,554	19,600,000	0	0	0	0	0	0	0	0	35,633,554
Total		16,033,554	19,600,000	0	0	0	0	0	0	0	0	35,633,554
<b>Revenues</b>												
108	Dev Chg - SSPD - Roads & Related	5,700,000	17,300,000	0	0	0	0	0	0	0	0	23,000,000
109	Dev Chg - SSPD - Sanitary Sewe	500,000	1,100,000	0	0	0	0	0	0	0	0	1,600,000
110	Dev Chg-SSPD-Storm Swr & Mun Dr	1,200,000	1,200,000	0	0	0	0	0	0	0	0	2,400,000
115	Dev Chg - Roads & Related	3,428,571	0	0	0	0	0	0	0	0	0	3,428,571
115CF	Committed Funding	3,714,917	0	0	0	0	0	0	0	0	0	3,714,917
116	Dev Chg - Sanitary/Pollution	285,714	0	0	0	0	0	0	0	0	0	285,714
116CF	Committed Funding	377,641	0	0	0	0	0	0	0	0	0	377,641
117	Dev Chg - Storm & Drains	285,715	0	0	0	0	0	0	0	0	0	285,715
117CF	Committed Funding	540,996	0	0	0	0	0	0	0	0	0	540,996
Total		16,033,554	19,600,000	0	0	0	0	0	0	0	0	35,633,554
<b>Related Projects</b>		<b>Historical Approved Budget</b>					<b>Operating Budget Impact</b>					
				<b>Revenue</b>								
		<u>Year</u>	<u>Total Expense</u>	<u>Net City Cost</u>		<u>Subsidies</u>						
		2024	1,967,000	1,967,000		0						
<b>Year Identified</b>	<b>Start Date</b>	<b>Project Type for 2025</b>		<b>Project Lead</b>			<b>Est. Completion Date</b>					
2021	January 1, 2025	Growth: 100.0 % Maintenance: 0.0 %		Robert Perissinotti			2034 & Beyond`					



# Project Version Summary

<b>Project #</b>	ENG-005-21	<b>Service Area</b>	Infrastructure Services
<b>Budget Year</b>	2025	<b>Department</b>	Engineering
<b>Asset Type</b>	Unassigned	<b>Division</b>	Development
<b>Title</b>	East West Arterial Drain Diversion		
<b>Budget Status</b>	Mayor's Recommended Budget		
<b>Major Category</b>	Sewers Infrastructure		
<b>Wards</b>	Ward 9		
<b>Version Name</b>	Main (Active)		

<b>Project Description</b>
<p>This project deals with the re-alignment of several existing municipal drains by creating a new municipal drain. Approximately 3km's of new drain will be established within the corridor adjacent to the proposed East/West Arterial Road. This is supported by the Lauzon Parkway EA, the Upper Little River Stormwater Management Master Plan, and most recently, under the Sandwich South Master Servicing Plan (SSMSP). The project limits are 7th Concession to Little River.</p> <p>Construction is planned to be phased over multiple years and prioritized to facilitate development opportunities.</p>

<b>Version Description</b>
2029-2034+: Funding allocated to begin engineering/drainage report and detailed design for the phased construction and land acquisition (limits to be determined based on development pressures and funding made available for construction in the following years).

<b>Project Comments/Reference</b>	<b>Version Comments</b>
7215004	

<b>Project Detailed Forecast</b>											
<b>GL Account</b>	<b>2025</b>	<b>2026</b>	<b>2027</b>	<b>2028</b>	<b>2029</b>	<b>2030</b>	<b>2031</b>	<b>2032</b>	<b>2033</b>	<b>2034</b>	<b>Total</b>
<b>Expenses</b>											
5410 Construction Contracts - TCA	0	0	0	0	567,000	0	0	0	5,000,000	1,000,000	6,567,000
Total	0	0	0	0	567,000	0	0	0	5,000,000	1,000,000	6,567,000
<b>Revenues</b>											
117 Dev Chg - Storm & Drains	0	0	0	0	567,000	0	0	0	0	500,000	1,067,000
234 Stormwater Sewer Surcharge	0	0	0	0	0	0	0	0	5,000,000	500,000	5,500,000
Total	0	0	0	0	567,000	0	0	0	5,000,000	1,000,000	6,567,000

<b>Related Projects</b>	<b>Historical Approved Budget</b>				<b>Operating Budget Impact</b>	
		<b>Revenue</b>				
	<b>Year</b>	<b>Total Expense</b>	<b>Net City Cost</b>	<b>Subsidies</b>		
	2021	4,000,000	4,000,000	0		
	2022	2,000,000	2,000,000	0		
	2023	2,000,000	2,000,000	0		
	2024	800,000	800,000	0		
<b>Year Identified</b>	<b>Start Date</b>	<b>Project Type for 2025</b>	<b>Project Lead</b>	<b>Est. Completion Date</b>		
2021	January 1, 2030	Growth: 0.0 % Maintenance: 0.0 %	Patrick Winters	2031		





# Project Version Summary

<b>Project #</b>	ENG-006-21	<b>Service Area</b>	Infrastructure Services
<b>Budget Year</b>	2025	<b>Department</b>	Engineering
<b>Asset Type</b>	Unassigned	<b>Division</b>	Development
<b>Title</b>	Sandwich South Road Network Improvements		
<b>Budget Status</b>	Mayor's Recommended Budget		
<b>Major Category</b>	Roads Infrastructure		
<b>Wards</b>	Ward 9		
<b>Version Name</b>	Main (Active)		

**Project Description**

This project deals with upgrades needed to the existing Concession Roads within the Sandwich South Lands in order to support new growth anticipated to occur within the area. Required improvements have been identified within the Sandwich South Master Servicing Plan (SSMSP), as well as in the Sandwich South Development Charges Study.

First priority is 9th Concession Road from Cabana Road East to Baseline to support the new hospital.

At this time, the second priority is improvements, including urbanization and turn lanes on 7th and 8th Concession Roads in support of the East Pelton Secondary Plan, and will be implemented based on phasing of development.

Confirmation of current priorities and future projects will be determined based on development pressures and through needs analysis in the SSMSP

**Version Description**

2028: Design and construction of 9th Concession Rd from Cabana Road East to Baseline.  
 2028-2034: Funding allocated to begin engineering and detailed design for the next phase of construction (limits to be determined based on development pressures and funding made available for construction in the following years).

<b>Project Comments/Reference</b>	<b>Version Comments</b>
7221037	

<b>Project Detailed Forecast</b>											
GL Account	2025	2026	2027	2028	2029	2030	2031	2032	2033	2034	Total
<b>Expenses</b>											
5410 Construction Contracts - TCA	0	0	0	8,000,000	2,200,000	150,000	0	0	500,000	2,205,000	13,055,000
Total	0	0	0	8,000,000	2,200,000	150,000	0	0	500,000	2,205,000	13,055,000
<b>Revenues</b>											
115 Dev Chg - Roads & Related	0	0	0	8,000,000	2,200,000	150,000	0	0	500,000	1,865,000	12,715,000
169 Pay As You Go - Capital Reserve	0	0	0	0	0	0	0	0	0	340,000	340,000
Total	0	0	0	8,000,000	2,200,000	150,000	0	0	500,000	2,205,000	13,055,000

<b>Related Projects</b>	<b>Historical Approved Budget</b>				<b>Operating Budget Impact</b>			
			<b>Revenue</b>					
	<u>Year</u>	<u>Total Expense</u>	<u>Net City Cost</u>	<u>Subsidies</u>				
	2022	500,000	500,000	0				

<b>Year Identified</b>	<b>Start Date</b>	<b>Project Type for 2025</b>	<b>Project Lead</b>	<b>Est. Completion Date</b>
------------------------	-------------------	------------------------------	---------------------	-----------------------------

2021	January 1, 2025	Growth: 0.0 % Maintenance: 0.0 %	Patrick Winters	2034 & Beyond`
------	-----------------	-------------------------------------	-----------------	----------------



# Project Version Summary

<b>Project #</b>	ENG-007-21	<b>Service Area</b>	Infrastructure Services
<b>Budget Year</b>	2025	<b>Department</b>	Engineering
<b>Asset Type</b>	Unassigned	<b>Division</b>	Development
<b>Title</b>	Trunks Sanitary Sewers - Sandwich South Lands		
<b>Budget Status</b>	Mayor's Recommended Budget		
<b>Major Category</b>	Sewers Infrastructure		
<b>Wards</b>	Ward 9		
<b>Version Name</b>	Main (Active)		

<b>Project Description</b>
<p>A trunk sanitary sewer servicing the overall Sandwich South Lands was installed in 2011 under ISF funding. This project relates to the installation of sub-trunk sanitary sewers needed to service the individual planning areas as identified under the Sandwich South Master Servicing Plan. These sewers will be constructed along 9th and 10th Concession roads from Cabana Road East to the City Limits.</p> <p>The first priority is 9th Concession – Cabana Road East to Baseline Road - to support the new hospital. Future projects will be prioritized based on development pressures.</p>

<b>Version Description</b>
<p>2025 - 2029: Detailed design and construction along 9th Concession from Cabana Road East to Baseline.</p> <p>2030-2034+: Funding allocated to begin engineering and detailed design for the next phase of construction (limits to be determined based on development pressures and funding made available for construction in the following years).</p>

<b>Project Comments/Reference</b>	<b>Version Comments</b>

<b>Project Detailed Forecast</b>												
<b>GL Account</b>		<b>2025</b>	<b>2026</b>	<b>2027</b>	<b>2028</b>	<b>2029</b>	<b>2030</b>	<b>2031</b>	<b>2032</b>	<b>2033</b>	<b>2034</b>	<b>Total</b>
<b>Expenses</b>												
5410	Construction Contracts - TCA	432,800	0	0	0	1,567,200	1,000,000	0	0	0	2,000,000	5,000,000
	Total	432,800	0	0	0	1,567,200	1,000,000	0	0	0	2,000,000	5,000,000
<b>Revenues</b>												
116	Dev Chg - Sanitary/Pollution	0	0	0	0	0	0	0	0	0	2,000,000	2,000,000
153	Wastewater Sewer Surcharge	432,800	0	0	0	1,567,200	1,000,000	0	0	0	0	3,000,000
	Total	432,800	0	0	0	1,567,200	1,000,000	0	0	0	2,000,000	5,000,000

<b>Related Projects</b>	<b>Historical Approved Budget</b>	<b>Operating Budget Impact</b>

<b>Year Identified</b>	<b>Start Date</b>	<b>Project Type for 2025</b>	<b>Project Lead</b>	<b>Est. Completion Date</b>
2021	January 1, 2025	Growth: 100.0 % Maintenance: 0.0 %	Patrick Winters	2034 & Beyond



# Project Version Summary

<b>Project #</b>	ENG-007-25	<b>Service Area</b>	Infrastructure Services
<b>Budget Year</b>	2025	<b>Department</b>	Engineering
<b>Asset Type</b>	Unassigned	<b>Division</b>	Development
<b>Title</b>	Forest Glade North Secondary Plan Area Servicing		
<b>Budget Status</b>	Mayor's Recommended Budget		
<b>Major Category</b>	Roads Infrastructure		
<b>Wards</b>	Ward 8		
<b>Version Name</b>	Main (Active)		

<b>Project Description</b>
<p>The Forest Glade North Secondary Plan was added to the City's Official Plan in 2004 under OPA #40 and further amended by OPA #150 in 2022. The Planning Area is approximately 90 Hectares in size and is generally bound by Jefferson Blvd to the west, Tecumseh Road East to the south, Lauzon Parkway to the east, and the VIA Rail corridor to the north. This project deals with infrastructure upgrades needed to service the planning area as identified under the Secondary Plan and will proceed through an Environmental Assessment process.</p> <p>Infrastructure improvements may include:</p> <ol style="list-style-type: none"> <li>1) Extension of Catherine Street west, and south from Wal-Mart (7100 Tecumseh Road East) to Tecumseh Road East</li> <li>2) Extension of Roseville Gardens Drive from Tecumseh Road East north to Catherine Street</li> <li>3) Construction of a regional Stormwater Management facility to service the area</li> </ol>
<b>Version Description</b>
2025-2026: Environmental assessment, detailed design, land acquisition and construction of the roads and municipal services.

<b>Project Comments/Reference</b>	<b>Version Comments</b>

<b>Project Detailed Forecast</b>											
<b>GL Account</b>	<b>2025</b>	<b>2026</b>	<b>2027</b>	<b>2028</b>	<b>2029</b>	<b>2030</b>	<b>2031</b>	<b>2032</b>	<b>2033</b>	<b>2034</b>	<b>Total</b>
<b>Expenses</b>											
5410 Construction Contracts - TCA	19,818,357	120,015	0	0	718,949	0	0	0	0	0	20,657,321
Total	19,818,357	120,015	0	0	718,949	0	0	0	0	0	20,657,321
<b>Revenues</b>											
115 Dev Chg - Roads & Related	14,042,908	0	0	0	0	0	0	0	0	0	14,042,908
116 Dev Chg - Sanitary/Pollution	1,119,362	0	0	0	0	0	0	0	0	0	1,119,362
117 Dev Chg - Storm & Drains	3,540,164	0	0	0	0	0	0	0	0	0	3,540,164
169CF Committed Funding	0	0	0	0	718,949	0	0	0	0	0	718,949
234CF Committed Funding	1,115,923	120,015	0	0	0	0	0	0	0	0	1,235,938
Total	19,818,357	120,015	0	0	718,949	0	0	0	0	0	20,657,321

<b>Related Projects</b>	<b>Historical Approved Budget</b>	<b>Operating Budget Impact</b>

Year Identified	Start Date	Project Type for 2025	Project Lead	Est. Completion Date
2025	January 1, 2025	Growth: 100.0 % Maintenance: 0.0 %	Juan Paramo	2027`



# Project Version Summary

<b>Project #</b>	ENG-009-21	<b>Service Area</b>	Infrastructure Services
<b>Budget Year</b>	2025	<b>Department</b>	Engineering
<b>Asset Type</b>	Unassigned	<b>Division</b>	Development
<b>Title</b>	Inflow & Infiltration Program (SMP)		
<b>Budget Status</b>	Mayor's Recommended Budget		
<b>Major Category</b>	Sewers Infrastructure		
<b>Wards</b>	City Wide		
<b>Version Name</b>	Main (Active)		

<b>Project Description</b>												
This project supports the implementation of new measures relevant to inflow and infiltration reduction activities including, but not limited to, manhole sealing, proactive smoke and dye testing, and new project/technology trials. Funds may also be used to support Private Drain Connection rebates in Downspout Disconnection Areas where required. This annual funding will support smaller I/I initiatives to reduce stormwater, while larger initiatives will be part of dedicated budgets.												
<b>Version Description</b>												
Annual sustained funding will support ongoing smaller I/I initiatives												
<b>Project Comments/Reference</b>						<b>Version Comments</b>						
7219011												
<b>Project Detailed Forecast</b>												
<b>GL Account</b>	<b>2025</b>	<b>2026</b>	<b>2027</b>	<b>2028</b>	<b>2029</b>	<b>2030</b>	<b>2031</b>	<b>2032</b>	<b>2033</b>	<b>2034</b>	<b>Total</b>	
<b>Expenses</b>												
5410 Construction Contracts - TCA	75,000	112,500	200,000	200,000	200,000	200,000	200,000	200,000	200,000	220,000	1,807,500	
Total	75,000	112,500	200,000	200,000	200,000	200,000	200,000	200,000	200,000	220,000	1,807,500	
<b>Revenues</b>												
153 Wastewater Sewer Surcharge	75,000	112,500	200,000	200,000	200,000	200,000	200,000	200,000	200,000	220,000	1,807,500	
Total	75,000	112,500	200,000	200,000	200,000	200,000	200,000	200,000	200,000	220,000	1,807,500	
<b>Related Projects</b>												
<b>Historical Approved Budget</b>			<b>Revenue</b>				<b>Operating Budget Impact</b>					
<b>Year</b>		<b>Total Expense</b>	<b>Net City Cost</b>		<b>Subsidies</b>							
2021		125,000	125,000		0							
2022		125,000	125,000		0							
2023		175,000	175,000		0							
2024		175,000	175,000		0							
<b>Year Identified</b>	<b>Start Date</b>	<b>Project Type for 2025</b>		<b>Project Lead</b>			<b>Est. Completion Date</b>					
2021	January 1, 2025	Growth: 0.0 % Maintenance: 100.0 %		Ian Wilson			Ongoing`					



# Project Version Summary

<b>Project #</b>	ENG-012-20	<b>Service Area</b>	Infrastructure Services
<b>Budget Year</b>	2025	<b>Department</b>	Engineering
<b>Asset Type</b>	Unassigned	<b>Division</b>	Development
<b>Title</b>	Capital Improvements to East Riverside Flood Protection Dykes (SMP)		
<b>Budget Status</b>	Mayor's Recommended Budget		
<b>Major Category</b>	Sewers Infrastructure		
<b>Wards</b>	Ward 6, Ward 7		
<b>Version Name</b>	Main (Active)		

<b>Project Description</b>											
East Riverside Flood Protection Dykes were constructed along Riverside Drive from St. Rose Beach to the City boundary with the Town of Tecumseh in the 1980's. The dyke system was intended to provide vital flood protection for areas potentially affected inland as far as the Via Rail corridor. The issue of flooding became a major concern during a recent return of record high water levels on Lake St Clair. Through an FCM MCIP grant, an inventory of the existing 6km dyke system and review of the existing storm sewer system identified deficiencies where the system is vulnerable to overtopping and bypassing. The East Riverside Flood Risk Assessment was completed in 2019. The infrastructure requires improvements in order to address the vulnerabilities to mitigate the risk of coastal overland flooding.											
<b>Version Description</b>											
2029-2034+: Phase 1 dyke improvements for area west of Little River, east of St. Rose Avenue.											
The following additional improvement is recommended with no funding identified within the 10-year plan: - Phase 2 dyke improvements for area east of Little River											
<b>Project Comments/Reference</b>						<b>Version Comments</b>					
<b>Project Detailed Forecast</b>											
<b>GL Account</b>	<b>2025</b>	<b>2026</b>	<b>2027</b>	<b>2028</b>	<b>2029</b>	<b>2030</b>	<b>2031</b>	<b>2032</b>	<b>2033</b>	<b>2034</b>	<b>Total</b>
<b>Expenses</b>											
5410 Construction Contracts - TCA	0	0	0	0	500,000	3,779,680	1,000,000	1,000,000	0	500,000	6,779,680
Total	0	0	0	0	500,000	3,779,680	1,000,000	1,000,000	0	500,000	6,779,680
<b>Revenues</b>											
221 Service Sustainability Investm	0	0	0	0	0	3,279,680	0	0	0	500,000	3,779,680
234 Stormwater Sewer Surcharge	0	0	0	0	500,000	500,000	1,000,000	1,000,000	0	0	3,000,000
Total	0	0	0	0	500,000	3,779,680	1,000,000	1,000,000	0	500,000	6,779,680
<b>Related Projects</b>				<b>Historical Approved Budget</b>				<b>Operating Budget Impact</b>			
<b>Year Identified</b>											
<b>Start Date</b>											
<b>Project Type for 2025</b>			<b>Project Lead</b>			<b>Est. Completion Date</b>					
2020	January 1, 2020	Growth: 0.0 % Maintenance: 0.0 %	Ian Wilson			2034 & Beyond					



# Project Version Summary

<b>Project #</b>	ENV-002-08	<b>Service Area</b>	Infrastructure Services
<b>Budget Year</b>	2025	<b>Department</b>	Pollution Control
<b>Asset Type</b>	Unassigned	<b>Division</b>	LRPCP Operations
<b>Title</b>	Little River Pollution Control Plant		
<b>Budget Status</b>	Mayor's Recommended Budget		
<b>Major Category</b>	Sewers Infrastructure		
<b>Wards</b>	City Wide		
<b>Version Name</b>	Main (Active)		

<b>Project Description</b>
<p>Established for the repairs of the particular facility and other LRPCP capital related costs. Funded from the dedicated Pollution Control Reserve, Fund 208.</p> <p>The account represents funding for various works including placeholders for planned and unplanned repairs on a year-by-year basis. The work anticipated and completed varies annually dependent on manpower, project scope and can span several years.</p> <p>Due to the large amount of mechanical, electrical and structural infrastructure in the facility, annual funding from the Sanitary Sewer Surcharge was put in place in order to address the depreciation of this infrastructure and provide for ongoing replacement, rehabilitation and repair. This ensures the reliability and integrity of the infrastructure in order to properly maintain the operation due to its critical nature.</p> <p>The facility has redundancy designed and built-in so that when equipment requires repair it can be taken out of service and still maintain the overall facility capacity. However, the repair must be completed in a timely manner in order for it to be brought back into service to ensure the reliability and integrity of the overall operation. Significant portions of the equipment are at what is considered to be its normal life span (15 to 40 years), dependent on the type of equipment. As a result, it is scheduled to be replaced as preventative maintenance prior to failure.</p>

<b>Version Description</b>

<b>Project Comments/Reference</b>	<b>Version Comments</b>
<p>See Document Attached.          Open: 7141024, 7151016, 7161023, 7169004, 7172007, 7172011, 7189008, 7189009, 7192004, 7203001, 7211025, 7211026, 7211027, 7216000, 7219005, 7219006, 7221043, 7222004, 7223002, 7231016, 7231017, 7232001, 7232003</p>	

<b>Project Detailed Forecast</b>												
<b>GL Account</b>		<b>2025</b>	<b>2026</b>	<b>2027</b>	<b>2028</b>	<b>2029</b>	<b>2030</b>	<b>2031</b>	<b>2032</b>	<b>2033</b>	<b>2034</b>	<b>Total</b>
<b>Expenses</b>												
5410	Construction Contracts - TCA	2,300,000	4,420,000	1,695,000	1,350,000	1,720,000	1,500,000	1,820,000	1,500,000	920,000	1,600,000	18,825,000
	Total	2,300,000	4,420,000	1,695,000	1,350,000	1,720,000	1,500,000	1,820,000	1,500,000	920,000	1,600,000	18,825,000
<b>Revenues</b>												
208	Pollution Control Reserve	2,300,000	4,420,000	1,695,000	1,350,000	1,720,000	1,500,000	1,820,000	1,500,000	920,000	1,600,000	18,825,000
	Total	2,300,000	4,420,000	1,695,000	1,350,000	1,720,000	1,500,000	1,820,000	1,500,000	920,000	1,600,000	18,825,000



Related Projects		Historical Approved Budget			Operating Budget Impact				
		Year	Total Expense	Revenue		Effective Date	Unknown	Exp/(Rev)	FTE Impact
				Net City Cost	Subsidies				
		2008	213,000	213,000	0				
		2009	500,000	500,000	0				
		2010	350,000	350,000	0				
		2011	100,000	100,000	0				
		2012	1,396,000	1,396,000	0				
		2013	2,075,000	2,075,000	0				
		2014	1,245,000	1,245,000	0				
		2015	900,000	900,000	0				
		2016	2,030,000	2,030,000	0				
		2017	1,920,000	1,920,000	0				
		2018	1,545,000	1,545,000	0				
		2019	1,245,000	1,245,000	0				
		2020	2,200,000	2,200,000	0				
		2021	3,000,000	3,000,000	0				
		2022	1,920,000	1,920,000	0				
		2023	8,647,423	8,647,423	0				
		2024	4,950,000	4,950,000	0				
Year Identified	Start Date	Project Type for 2025		Project Lead	Est. Completion Date				
2008	January 1, 2008	Growth: 0.0 % Maintenance: 100.0 %		Various	Ongoing`				

**Project Attachments  
For: 2025**

**Project # ENV-002-08**

**Project Name: Little River Pollution Control Plant**

	Project ID	2025	2026	2027	2028	2029	2030	2031	2032	2033	2034	Total
Locker Room / Lunch Room	7151016											\$0
LRPCP Security	7161023											\$0
Miscellaneous	7169004	\$500,000	\$500,000	\$500,000	\$500,000	\$500,000	\$500,000	\$500,000	\$500,000	\$500,000	\$500,000	\$5,000,000
LRPCP HVAC Units	7172007											\$0
Aeration Blower Replcment	7172011	\$500,000										\$500,000
RS Pump Rebuilds	7189009		\$50,000		\$50,000							\$100,000
UV System upgrade/replacement	7203001	\$300,000										\$300,000
LRPCP-Plant Wi-fi	7211025	\$100,000	\$50,000									\$150,000
LRPCP-Install New Transformers	7211026											\$0
Odour control upgrades	7211027	\$100,000										\$100,000
Plant Profinet cabling for process connection	7216000	\$100,000	\$100,000	\$75,000								\$275,000
Misc. concrete tank and channel refurbish	7219005		\$200,000	\$200,000		\$200,000		\$200,000		\$200,000		\$1,000,000
Sluice Gate Refurbish	7219006		\$120,000	\$120,000		\$120,000		\$120,000		\$120,000		\$600,000
Bar Screen	7221043											\$0
LRPCP-Sodium Hype	7222004											\$0
Sludge Pumphouse #2	7223002	\$100,000	\$2,100,000									\$2,200,000
EA expansion	7231017											\$0
3- Schwing Pumps	7232001	\$400,000	\$500,000							\$100,000	\$100,000	\$1,100,000
Grit Removal Rebuild	7232003	\$200,000										\$200,000
PST refurbish	future project		\$400,000	\$400,000	\$400,000	\$450,000	\$500,000	\$500,000	\$500,000		\$500,000	\$3,650,000
FST refurbish	future project		\$400,000	\$400,000	\$400,000	\$450,000	\$500,000	\$500,000	\$500,000		\$500,000	\$3,650,000
<b>Total</b>		<b>\$2,300,000</b>	<b>\$4,420,000</b>	<b>\$1,695,000</b>	<b>\$1,350,000</b>	<b>\$1,720,000</b>	<b>\$1,500,000</b>	<b>\$1,820,000</b>	<b>\$1,500,000</b>	<b>\$920,000</b>	<b>\$1,600,000</b>	<b>\$18,825,000</b>

**2025 Anticipated Capital Works:**

Locker Room / Lunch Room	7151016	
LRPCP Security	7161023	
Miscellaneous	7169004	
LRPCP HVAC Units	7172007	Replacement of HVAC Units for SPH #2, SPH #3 & Inlet
Aeration Blower Replcment	7172011	
RS Pump Rebuilds	7189009	
UV System upgrade/replacement	7203001	
LRPCP-Plant Wi-fi	7211025	
LRPCP-Install New Transformers	7211026	
Odour control upgrades	7211027	
Plant Profinet cabling for process connection	7216000	
Misc. concrete tank and channel refurbish	7219005	concrete channel refurbishment flowing into PST FST cylinders
Sluice Gate Refurbish	7219006	
Bar Screen	7221043	
LRPCP-Sodium Hype	7222004	
Sludge Pumphouse #2	7223002	Sludge Pumphouse #2: #1 is complete. Moving on to #2.
EA expansion	7231017	
3- Schwing Pumps	7232001	3 shwing pumps: 3 pumps need to be replaced. Approx. \$500k/pump
Grit Removal Rebuild	7232003	



## Project Version Summary

<b>Project #</b>	ENV-001-08	<b>Service Area</b>	Infrastructure Services
<b>Budget Year</b>	2025	<b>Department</b>	Pollution Control
<b>Asset Type</b>	Unassigned	<b>Division</b>	LRWRP Operations
<b>Title</b>	Lou Romano Water Reclamation Plant		
<b>Budget Status</b>	Mayor's Recommended Budget		
<b>Major Category</b>	Sewers Infrastructure		
<b>Wards</b>	City Wide		
<b>Version Name</b>	Main (Active)		

### Project Description

The project was established for repairs to the particular facility and other LRWRP capital related costs. It is funded from the dedicated Pollution Control Reserve, Fund 208.

The account represents funding for various works including placeholders for planned and unplanned repairs on a year-by-year basis. The work anticipated and completed varies annually dependent on manpower, project scope and can span several years.

Due to the large amount of mechanical, electrical and structural infrastructure in the facility, annual funding from the Sanitary Sewer Surcharge was put in place in order to address the depreciation of this infrastructure and provide for ongoing replacement, rehabilitation and repair. This ensures the reliability and integrity of the infrastructure in order to properly maintain the operation due to its critical nature.

The facility has redundancy designed and built-in so that when equipment requires repair it can be taken out of service and still maintain the overall facility capacity. However, the repair must be completed in a timely manner in order for it to be brought back into service to ensure the reliability and integrity of the overall operation. Significant portions of the equipment are at what is considered to be its normal life span (15 to 40 years), dependent on the type of equipment. As a result, it is scheduled to be replaced as preventative maintenance prior to failure.

### Version Description

### Project Comments/Reference

See Document Attached.  
 Open: 7169002, 7172001, 7172002, 7172003, 7172006,  
 7189005, 7189007, 7189008, 7191027, 7191028, 7191029,  
 7202001, 7203000, 7211022, 7211024, 7211043, 7212001,  
 7212003, 7212004, 7212005, 7213000, 7213001, 7219004,  
 7221040, 7221041, 7221042, 7222002, 7222003,  
 7231011, 7231012, 7231014, 7232000, 7233001, 7235002,  
 7241018, 7242006, 7242007

### Version Comments

Project Detailed Forecast												
GL Account		2025	2026	2027	2028	2029	2030	2031	2032	2033	2034	Total
<b>Expenses</b>												
5410	Construction Contracts - TCA	7,277,745	5,675,000	5,875,000	2,950,000	2,375,000	2,650,000	3,200,000	2,275,000	2,950,000	2,900,000	38,127,745
	Total	7,277,745	5,675,000	5,875,000	2,950,000	2,375,000	2,650,000	3,200,000	2,275,000	2,950,000	2,900,000	38,127,745
<b>Revenues</b>												
208	Pollution Control Reserve	7,277,745	5,675,000	5,875,000	2,950,000	2,375,000	2,650,000	3,200,000	2,275,000	2,950,000	2,900,000	38,127,745
	Total	7,277,745	5,675,000	5,875,000	2,950,000	2,375,000	2,650,000	3,200,000	2,275,000	2,950,000	2,900,000	38,127,745

Related Projects		Historical Approved Budget				Operating Budget Impact					
Year Identified	Start Date	Project Type for 2025	Project Lead	Est. Completion Date	Revenue		Effective Date	Unknown	Exp/(Rev)	FTE Impact	
					Year	Total Expense	Net City Cost	Subsidies	Description		
					2008	250,000	250,000	0		0	0
					2009	100,000	100,000	0	These works are all related to replacement and refurbishment of existing equipment and are expected to result in decreased maintenance costs.		0
					2010	100,000	100,000	0			0
					2011	1,600,000	1,600,000	0			0
					2012	1,000,000	1,000,000	0			0
					2013	1,550,000	1,550,000	0			0
					2014	2,200,000	2,200,000	0			0
					2015	650,000	650,000	0			0
					2016	2,250,000	2,250,000	0			0
					2017	2,105,000	2,105,000	0			0
					2018	2,605,000	2,605,000	0			0
					2019	4,840,000	4,840,000	0			0
					2020	2,350,000	2,350,000	0			0
					2021	4,455,000	4,455,000	0			0
					2022	4,065,000	4,065,000	0		0	
					2023	5,388,000	5,388,000	0		0	
					2024	3,215,000	3,215,000	0		0	
2008	January 1, 2008	Growth: 0.0 % Maintenance: 100.0 %	Various	Ongoing							

Project Attachments  
For: 2025

Project # ENV-001-08

Project Name: Lou Romano Water Reclamation Plant

	Project ID	2025	2026	2027	2028	2029	2030	2031	2032	2033	2034	Total
Miscellaneous	7169002	\$487,745	\$500,000	\$500,000	\$500,000	\$500,000	\$500,000	\$500,000	\$500,000	\$500,000	\$500,000	\$4,987,745
Lab equipment	7172001	\$200,000					\$200,000					\$400,000
LRWRP.PST/Channel Refurbishment	7172002		\$800,000		\$800,000			\$800,000				\$2,400,000
BAF Cell Refurbishment	7172003	\$400,000	\$400,000	\$400,000	\$400,000	\$400,000	\$500,000	\$500,000	\$500,000	\$500,000	\$500,000	\$4,500,000
LRWRP Centrifuge VFD Control System Maintenan	7172006											\$0
Variable Speed Drives Replacem	7189005	\$650,000									\$1,500,000	\$2,150,000
UV Module Replacement	7189007	\$50,000	\$75,000	\$75,000	\$75,000	\$75,000	\$100,000	\$100,000	\$100,000	\$100,000	\$100,000	\$850,000
Security - Entrances and Gates	7189008	\$300,000										\$300,000
SCADA Equipment	7191027				\$225,000				\$225,000			\$450,000
BAF Valve replacement	7191028	\$100,000	\$250,000	\$100,000	\$100,000	\$150,000			\$150,000			\$850,000
Parking Lot Rehabilitation	7202001	\$100,000										\$100,000
Dewatering Hopper Unload	7203000	\$150,000	\$100,000	\$100,000		\$150,000	\$100,000	\$100,000		\$150,000	\$100,000	\$950,000
Main Pumphouse - Elimination Confined Space	7211022		\$2,000,000									\$2,000,000
LRWRP-Scales	7211024											\$0
RS Pump Rebuilds	7211043					\$500,000		\$500,000				\$1,000,000
HVAC units	7212001											\$0
BAF - BWT1 & BWT2 VFD replacement	7212003							\$150,000	\$150,000			\$300,000
LRWRP-Sodium Hyp system	7212004	\$1,600,000										\$1,600,000
LRWRP-Window Replacement	7212005	\$50,000	\$50,000	\$50,000	\$50,000	\$50,000	\$50,000	\$50,000	\$50,000	\$50,000	\$50,000	\$500,000
BAF Cell Concrete Repairs	7213000	\$200,000	\$600,000	\$600,000								\$1,400,000
Main Pumphouse Valves and Actuators	7213001				\$100,000	\$100,000	\$100,000	\$100,000				\$400,000
												\$0
Centrifuge Rebuilds (1, 2 and 3)	7221040	\$100,000	\$100,000	\$100,000	\$100,000	\$100,000	\$100,000	\$100,000	\$100,000	\$100,000	\$100,000	\$1,000,000
Dewatering Makeup Air Unit	7221041											\$0
Lab Software	7221042											\$0
LRWRP-SLUICE GATE REFURBISHMENT	7222002											\$0
LRWRP-Lab Services Renov.	7222003											\$0
BAF Process Turbo Air Blowers	7231011			\$100,000				\$100,000				\$200,000
Fine Screens	7231012		\$100,000				\$100,000		\$100,000			\$300,000
Inlet Refurbishment	7231014				\$200,000				\$200,000			\$400,000
Bar Screens Rakes and Conveyors	7232000			\$150,000	\$150,000		\$150,000	\$150,000	\$150,000			\$750,000
Fire Safety Upgrades	7233001	\$400,000										\$400,000
New Centrifuges	7235002											\$0
Metering Chamber-Side 2	7241018											\$0
Sludge Holding Tank Rehab	7242006									\$800,000		\$800,000
LRWRP ConveyorRoom SteelRepair	7242007	\$400,000	\$400,000		\$200,000	\$200,000						\$1,200,000
Variable Speed Drives	Future project				\$200,000							\$200,000
BAF FCS spare screen or alternate	New Project									\$200,000		\$400,000
Servicing/Receiving Station	Future project			\$900,000								\$900,000
276 KV SWITCHGEAR/HOUSING	New Project	\$1,100,000										\$1,100,000
RAG HOPPER REPLACEMENT	New Project	\$200,000										\$200,000
NEW WATER SERVICE	New Project		\$250,000									\$250,000
Mechanic Shop Fire Safety	New Project	\$250,000		\$1,250,000								\$1,500,000
Office Carpet Removal	New Project	\$100,000										\$100,000
Admin Linoleum Flooring	New Project	\$140,000										\$140,000
Admin MCC1	New Project	\$130,000										\$130,000
Odour Control System	Future project	\$120,000		\$1,100,000								\$1,220,000
PEP Refurbishment	Future project						\$800,000					\$800,000
Grit Equipment Rebuilds / Replacements	Future project									\$500,000		\$500,000
BAF Backwash Blowers Inspection and Refurbishme	New Project	\$50,000	\$50,000	\$50,000	\$50,000	\$50,000	\$50,000	\$50,000	\$50,000	\$50,000	\$50,000	\$500,000
												\$0
<b>Total</b>		<b>\$7,277,745</b>	<b>\$5,675,000</b>	<b>\$5,875,000</b>	<b>\$2,950,000</b>	<b>\$2,375,000</b>	<b>\$2,650,000</b>	<b>\$3,200,000</b>	<b>\$2,275,000</b>	<b>\$2,950,000</b>	<b>\$2,900,000</b>	<b>\$38,127,745</b>



# Project Version Summary

<b>Project #</b>	ENV-003-08	<b>Service Area</b>	Infrastructure Services
<b>Budget Year</b>	2025	<b>Department</b>	Pollution Control
<b>Asset Type</b>	Unassigned	<b>Division</b>	Pumping Station Operations
<b>Title</b>	Pumping Stations Maintenance		
<b>Budget Status</b>	Mayor's Recommended Budget		
<b>Major Category</b>	Sewers Infrastructure		
<b>Wards</b>	City Wide		
<b>Version Name</b>	Main (Active)		

<b>Project Description</b>
<p>Established for repairs to various pumping station facilities and other capital related costs. Funded from the dedicated Pollution Control Reserve, Fund 208.</p> <p>The account represents funding for various works including placeholders for planned and unplanned repairs on a year-by-year basis. The work anticipated and completed varies annually dependent on manpower, project scope and can span several years.</p> <p>Due to the large amount of mechanical, electrical and structural infrastructure in the facilities, annual funding from the Sanitary Sewer Surcharge was put in place in order to address the depreciation of this infrastructure and provide for ongoing replacement, rehabilitation and repair. This ensures the reliability and integrity of the infrastructure in order to properly maintain operations due to their critical nature.</p> <p>The facilities have redundancy designed and built-in so that when equipment requires repair, they can be taken out of service and still maintain the overall facility capacity. However, repairs must be completed in a timely manner in order for it to be brought back into service to ensure the reliability and integrity of the overall operation. Significant portions of the equipment are at what is considered to be its normal life span (15 to 40 years), dependent on the type of equipment. As a result, it is scheduled to be replaced as preventative maintenance prior to failure.</p>

<b>Version Description</b>

<b>Project Comments/Reference</b>	<b>Version Comments</b>
<p>See Document Attached.          Open: 7102003, 7141042, 7169003, 7189010, 7212009, 7214000, 7216001, 7221044, 7221045, 7221046, 7221047, 7222005, 7222006, 7223003, 7224000, 7231019, 7231020, 7235003</p>	

<b>Project Detailed Forecast</b>												
<b>GL Account</b>		<b>2025</b>	<b>2026</b>	<b>2027</b>	<b>2028</b>	<b>2029</b>	<b>2030</b>	<b>2031</b>	<b>2032</b>	<b>2033</b>	<b>2034</b>	<b>Total</b>
<b>Expenses</b>												
5410	Construction Contracts - TCA	1,490,000	972,745	3,497,745	580,000	380,000	580,000	600,000	425,000	425,000	425,000	9,375,490
	Total	1,490,000	972,745	3,497,745	580,000	380,000	580,000	600,000	425,000	425,000	425,000	9,375,490
<b>Revenues</b>												
208	Pollution Control Reserve	1,490,000	972,745	3,497,745	580,000	380,000	580,000	600,000	425,000	425,000	425,000	9,375,490
	Total	1,490,000	972,745	3,497,745	580,000	380,000	580,000	600,000	425,000	425,000	425,000	9,375,490

Related Projects		Historical Approved Budget			Operating Budget Impact				
		Year	Total Expense	Revenue		Effective Date	Unknown	Exp/(Rev)	FTE Impact
				Net City Cost	Subsidies				
		2008	150,000	150,000	0				
		2009	225,000	225,000	0				
		2010	410,000	410,000	0				
		2011	100,000	100,000	0				
		2012	595,000	595,000	0				
		2013	1,005,000	1,005,000	0				
		2014	970,000	970,000	0				
		2015	525,000	525,000	0				
		2016	400,000	400,000	0				
		2017	1,400,000	1,400,000	0				
		2018	800,000	800,000	0				
		2019	750,000	750,000	0				
		2020	250,000	250,000	0				
		2021	710,000	710,000	0				
		2022	1,560,000	1,560,000	0				
		2023	1,625,000	1,625,000	0				
		2024	1,500,000	1,500,000	0				
Year Identified	Start Date	Project Type for 2025		Project Lead	Est. Completion Date				
2008	January 1, 2008	Growth: 0.0 % Maintenance: 100.0 %		Various	Ongoing`				

Project Attachments  
For: 2025

Project # ENV-003-08

Project Name: Pumping Stations

Capital Project	Project IDs	2025	2026	2027	2028	2029	2030	2031	2032	2033	2034	Total
Southwood Lakes Shore Restorat	7102003											\$0
PS Fuel System Upgrade	7141042	\$100,000		\$800,000								\$900,000
<b>General</b>												
Pumping Stations-Gen Repair Costs	7169003	\$300,000	\$382,745	\$237,745	\$300,000	\$300,000	\$300,000	\$300,000	\$300,000	\$300,000	\$300,000	\$3,020,490
PLC upgrades	7169003						\$200,000	\$200,000				\$400,000
SCADAPak Upgrades	7169003								\$25,000	\$25,000	\$25,000	\$75,000
Pump/Pipe thickness testing	7169003											\$0
<b>Woods (Caron)</b>												
Pump Rebuild/Replacement	7189010											\$0
Replace Actuators / Valves/Inspection												\$0
Bypass Gates / Inlet Valve												\$0
Building maintenance												\$0
<b>St. Paul</b>												
St. Paul Pumping Station	7212009	\$50,000										\$50,000
<b>Clairview</b>												
Pump Rebuild - low priority	7214000											\$0
Pump Duty Selector Switch												\$0
<b>Janette/Charl</b>												
Janette/Charl Pumping Station	7216001		\$200,000									\$200,000
<b>Woods</b>												
Woods-Underground Diesel Tank	7221044											\$0
<b>Grand Marais</b>												
diesel driven pump	7221045			\$200,000	\$200,000							\$400,000
<b>Primord</b>												
Duty selection Selector Switch	7221046	\$75,000										\$75,000
<b>Wellington</b>												
diesel / mcc upgrade / replacement	7221047											\$0
spare pump #2												\$0
<b>Drouillard</b>												
MCC upgrade/replacement	7222005			\$1,200,000								\$1,200,000
<b>Pontiac</b>												
Screw pump refurbishment	7222006	\$100,000										\$100,000
<b>Southwood Lakes</b>												
Southwood Lake Water Level Adj	7223003											\$0
<b>Provincial (Legacy)</b>												
pumps	7224000	\$80,000										\$80,000
clean underground storage												\$0
<b>Walker</b>												
Lakeview and Blue Heron Pond dredging	7231019											\$0
												\$0
<b>Southwood Lakes</b>												
Southwood Lakes Algea Remediation & Maintenance	7235003	\$60,000	\$60,000	\$60,000	\$80,000	\$80,000	\$80,000	\$100,000	\$100,000	\$100,000	\$100,000	\$820,000
<b>Elm Interceptor</b>												
Elm Interceptor Reconstruction	new project	\$450,000										\$450,000
												\$0
<b>Ambassador/Ojibway</b>												
Pumps/Diesel	new project		\$130,000									\$130,000
MCC/Controls	new project		\$100,000									\$100,000
<b>Aspen Lake</b>												
Dredging	future project			\$250,000								\$250,000
Security - Cameras and fencing	new project	\$125,000	\$100,000	\$150,000								\$375,000
<b>Ypres</b>												
												\$0
diesel / mcc / pumps	new project	\$150,000		\$600,000								\$750,000
		<b>\$1,490,000</b>	<b>\$972,745</b>	<b>\$3,497,745</b>	<b>\$580,000</b>	<b>\$380,000</b>	<b>\$580,000</b>	<b>\$600,000</b>	<b>\$425,000</b>	<b>\$425,000</b>	<b>\$425,000</b>	<b>\$9,375,490</b>





# Project Version Summary

<b>Project #</b>	ENG-007-16	<b>Service Area</b>	Infrastructure Services
<b>Budget Year</b>	2025	<b>Department</b>	Public Works
<b>Asset Type</b>	Unassigned	<b>Division</b>	Contracts, Field Services & Maintenance
<b>Title</b>	Basement Flooding Abatement Measures		
<b>Budget Status</b>	Mayor's Recommended Budget		
<b>Major Category</b>	Sewers Infrastructure		
<b>Wards</b>	City Wide		
<b>Version Name</b>	Main (Active)		

## Project Description

This project will merge the following five programs, which used to be separate projects in the Capital Budget, into one project:

- Closed Circuit Television (CCTV) Program – to evaluate sewer conditions and assist in capital planning
- Smoke & Dye Testing Program – to identify infiltration and cross connection issues for identification of repairs required to reduce basement flooding
- Small Sewer Repairs Program – to address numerous small deficiencies identified in the sewer system which, if left unchecked, can manifest into sinkholes and larger repairs
- Basement Flooding Mitigation Measures Program – for the implementation of a downspout disconnection program and investing and monitoring of live flow monitoring equipment
- Basement Flooding Prevention Subsidy Program – to install backwater valves and/or sump pumps in areas subject to, or are susceptible to, basement flooding and help subsidize homeowners for part of the associated costs.

Beginning in 2020, Administration established a trunk sewer inspection program and an annual zoom cyclical program in addition to the existing programs outlined above.

## Version Description

Work continues for the various programs within this project with planning for the coordination of road rehabilitation work with sewer relining work ongoing.

Beginning in 2022, Administration established a culvert relining program on E.C. Row. This work is ongoing with the large diameter culverts left to reline. Work is expected to be complete by the end of 2025.

Administration is planning to start a storm outfall relining program based upon available funding. This will be an ongoing program once funding becomes available after the expressway culverts are complete.

## Project Comments/Reference

7169001 7223005

## Version Comments

## Project Detailed Forecast

GL Account	2025	2026	2027	2028	2029	2030	2031	2032	2033	2034	Total
<b>Expenses</b>											
5410 Construction Contracts - TCA	0	0	4,500,000	4,500,000	4,500,000	4,500,000	4,514,750	4,658,000	4,600,000	3,453,936	35,226,686
Total	0	0	4,500,000	4,500,000	4,500,000	4,500,000	4,514,750	4,658,000	4,600,000	3,453,936	35,226,686
<b>Revenues</b>											
153 Wastewater Sewer Surcharge	0	0	2,430,000	2,430,000	2,430,000	2,430,000	2,437,965	2,515,320	2,484,000	1,337,936	18,495,221
234 Stormwater Sewer Surcharge	0	0	2,070,000	2,070,000	2,070,000	2,070,000	2,076,785	2,142,680	2,116,000	2,116,000	16,731,465
Total	0	0	4,500,000	4,500,000	4,500,000	4,500,000	4,514,750	4,658,000	4,600,000	3,453,936	35,226,686

Related Projects		Historical Approved Budget			Operating Budget Impact				
		Year	Total Expense	Revenue		Effective Date	Unknown	Exp/(Rev)	FTE Impact
				Net City Cost	Subsidies				
		2016	2,630,000	2,630,000	0				
		2017	2,500,000	2,500,000	0				
		2018	2,700,000	2,700,000	0				
		2019	3,227,751	3,227,751	0				
		2020	4,687,751	4,687,751	0				
		2021	4,450,000	4,450,000	0				
		2022	4,500,000	4,500,000	0				
		2023	4,500,000	4,500,000	0				
		2024	4,500,000	4,500,000	0				
		<p>This capital program budget allows for trenchless repairs of sewer deficiencies identified during CCTV and Zoom inspections of our sewer infrastructure. If deficiencies require extensive remedial work due to collapses or unmoveable obstructions, then the remedial action will be undertaken through the operational budget. Rehabilitation or remedial action undertaken under this capital program will allow work to be undertaken utilizing trenchless technology methods to expedite the required work with minimal surface disruptions. It will increase the life cycle of the infrastructure and can lead to decreased operation budget expenses as the remedial action could be undertaken using this projects funding before total failure of the infrastructure leading to collapse or total blockage which can only then be repaired or rehabilitated using methods other then trenchless methods.</p>							
Year Identified	Start Date	Project Type for 2025	Project Lead		Est. Completion Date				
2016	January 1, 2016	Growth: 0.0 % Maintenance: 0.0 %	Phong Nguy / Andrew Lewis		Ongoing`				



# Project Version Summary

<b>Project #</b>	OPS-001-07	<b>Service Area</b>	Infrastructure Services
<b>Budget Year</b>	2025	<b>Department</b>	Public Works
<b>Asset Type</b>	Unassigned	<b>Division</b>	Contracts, Field Services & Maintenance
<b>Title</b>	Road Rehabilitation - Various Locations Program		
<b>Budget Status</b>	Mayor's Recommended Budget		
<b>Major Category</b>	Roads Infrastructure		
<b>Wards</b>	City Wide		
<b>Version Name</b>	Main (Active)		

<b>Project Description</b>												
Citywide rehabilitation and reconstruction of existing paved roads comprises of 1,077 km (2401 lane km) including the E.C. Row Expressway. As of June 2024, 19.6% of the road system is rated 'Now' Deficient. The estimated replacement value of roads is approximately \$2.11 billion. Industry standard life cycle is 35 years. Based on a 35-year replacement cycle, the perpetual annual cost for the replacement of this infrastructure is approximately \$50-\$60 million. It should be noted that years 2025 and beyond are based on current assessed condition and applied asset management. A listing of planned projects is included in the appendices. Depending on tender pricing, additional roads may be added to the plan, or some may need to be pushed to future years. Given the limited options with minor surplus funding, it may create an opportunity for smaller sections of local roads to be addressed sooner than planned.												
<b>Version Description</b>												
Road work identified in the current 5-year plan has been prioritized in consultation and conjunction with water and sewer projects planned for completion by WUC and The City of Windsor's Engineering Department. Changes that may affect priorities as currently planned are also considered as time goes by.												
<b>Project Comments/Reference</b>						<b>Version Comments</b>						
See Document Attached 7211000, 7221001, 7231000, 7241000, 7251000						COMMITMENTS: CR424/2024 C 109/2024: 2025 F221 \$2,000,000						
<b>Project Detailed Forecast</b>												
<b>GL Account</b>		<b>2025</b>	<b>2026</b>	<b>2027</b>	<b>2028</b>	<b>2029</b>	<b>2030</b>	<b>2031</b>	<b>2032</b>	<b>2033</b>	<b>2034</b>	<b>Total</b>
<b>Expenses</b>												
5410	Construction Contracts - TCA	16,130,502	16,000,000	16,000,000	19,292,015	19,645,000	19,145,000	23,542,416	25,510,960	24,469,178	23,600,000	203,335,071
Total		16,130,502	16,000,000	16,000,000	19,292,015	19,645,000	19,145,000	23,542,416	25,510,960	24,469,178	23,600,000	203,335,071
<b>Revenues</b>												
169	Pay As You Go - Capital Reserve	0	0	0	0	0	0	0	101,961	0	0	101,961
176	Canada Community-Building Fund	4,613,101	8,422,051	11,746,161	11,263,312	13,413,097	14,144,499	11,765,198	15,644,499	12,204,331	15,644,499	118,860,748
221	Service Sustainability Investm	9,517,401	7,577,949	4,253,839	8,028,703	6,231,903	5,000,501	11,777,218	9,764,500	12,264,847	7,955,501	82,372,362
221CF	Committed Funding	2,000,000	0	0	0	0	0	0	0	0	0	2,000,000
Total		16,130,502	16,000,000	16,000,000	19,292,015	19,645,000	19,145,000	23,542,416	25,510,960	24,469,178	23,600,000	203,335,071

Related Projects		Historical Approved Budget			Operating Budget Impact				
		Year	Total Expense	Revenue		Effective Date	Unknown	Exp/(Rev)	FTE Impact
				Net City Cost	Subsidies				
		2007	4,450,000	4,450,000	0				
		2008	10,658,000	10,658,000	0				
		2009	16,200,000	16,200,000	0				
		2010	16,200,000	16,200,000	0				
		2011	8,217,000	8,217,000	0				
		2012	2,404,300	904,300	1,500,000				
		2013	4,000,000	4,000,000	0				
		2014	7,637,000	7,637,000	0				
		2015	6,364,810	6,364,810	0				
		2016	7,787,000	7,787,000	0				
		2017	7,787,000	7,787,000	0				
		2018	8,887,000	8,887,000	0				
		2019	9,152,263	9,152,263	0				
		2020	10,302,074	10,302,074	0				
		2021	13,086,805	12,831,560	255,245				
		2022	15,763,424	15,763,424	0				
		2023	12,092,341	12,092,341	0				
		2024	16,423,967	16,423,967	0				
Year Identified	Start Date	Project Type for 2025	Project Lead		Est. Completion Date				
2007	January 1, 2015	Growth: 0.0 % Maintenance: 100.0 %	Phong Nguy / Charles Hartford		Ongoing`				

<b>PROPOSED 2025 ROAD REHABILITATION PROGRAM:</b>				
<b>ITEM #</b>	<b>STREET</b>	<b>FROM</b>	<b>TO</b>	<b>REHAB. TYPE</b>
1	LABADIE RD	ONTARIO ST	SEMINOLE ST	R
2	ERIE ST	PELISSIER ST	JANETTE AVE	R
3	GILES BLVD	VICTORIA AVE	JANETTE AVE	R
4	CHILVER RD	ASSUMPTION ST	CUL-DE-SAC	M
5	CHRYSLER CENTRE (Southbound Lanes)	TECUMSEH RD	GRAND MARAIS	M
6	SOMME	CHRYSLER	MELDRUM	M
<b>TOTAL CITY WIDE REHABILITATION</b>			<b>\$ 13,130,502</b>	
<b>ARTERIAL ROAD REHAB</b>			<b>\$ 1,000,000</b>	
<b>E.C. ROW REHABILITATION</b>			<b>\$ 2,000,000</b>	
<b>TOTAL PROGRAM BUDGET</b>			<b>\$ 16,130,502</b>	

<b>PROPOSED 2026 ROAD REHABILITATION PROGRAM:</b>				
<b>ITEM #</b>	<b>STREET</b>	<b>FROM</b>	<b>TO</b>	<b>REHAB. TYPE</b>
1	CARON AVE	WYANDOTTE ST	ELLIOTT ST	M
2	PETER ST	MILL ST	BROCK ST	R
3	GILES BLVD	MCDUGALL ST	PARENT AVE	M
4	SOUTH ST	PETER ST	BLOOMFIELD RD	R / M
5	COLLEGE AVE	LENA AVE	BROCK ST	R
6	WINDSOR AVE	GILES BLVD	SHEPHERD ST	R / M
<b>TOTAL CITY WIDE REHABILITATION</b>			<b>\$ 13,500,000</b>	
<b>ARTERIAL ROAD REHAB</b>			<b>\$ 1,000,000</b>	
<b>E.C. ROW REHABILITATION</b>			<b>\$ 1,500,000</b>	
<b>TOTAL PROGRAM BUDGET</b>			<b>\$ 16,000,000</b>	

<b>PROPOSED 2027 ROAD REHABILITATION PROGRAM</b>				
<b>ITEM #</b>	<b>STREET</b>	<b>FROM</b>	<b>TO</b>	<b>REHAB. TYPE</b>
1	MATCHETTE RD	ARMANDA	SPRUCEWOOD	M
2	SHENANDOAH CRES	PULBROOK RD	STILLMEADOW RD	M
3	PULBROOK RD	FOREST GLADE DR	STILLMEADOW RD	M
4	CALEDON CRT	EASTCOURT DR	STILLMEADOW RD	M
5	STILLMEADOW RD	SHENANDOAH CRES	MULBERRY RD	M
<b>TOTAL CITY WIDE REHABILITATION</b>			<b>\$ 14,500,000</b>	
<b>E.C. ROW REHABILITATION</b>			<b>\$ 500,000</b>	
<b>ARTERIAL ROAD REHAB</b>			<b>\$ 1,000,000</b>	
<b>TOTAL PROGRAM BUDGET</b>			<b>\$ 16,000,000</b>	

<b>PROPOSED 2028 ROAD REHABILITATION PROGRAM</b>				
<b>ITEM #</b>	<b>STREET</b>	<b>FROM</b>	<b>TO</b>	<b>REHAB. TYPE</b>
1	MARENTETTE AVE	SYDNEY AVE	KAMLOOPS ST	R
2	S/B GLENDALE AVE	EMPRESS ST	TECUMSEH RD	R
3	ROCKWELL BLVD	WEST GRAND BLVD	CUL-DE-SAC	R
4	GARDEN CRT	EDGAR AVE	HOMEDALE BLVD	M
5	ELLIS ST E	ELSMERE AVE	PARENT AVE	R
<b>TOTAL CITY WIDE REHABILITATION</b>			<b>\$ 16,647,015</b>	
<b>E.C. ROW REHABILITATION</b>			<b>\$ 1,645,000</b>	
<b>ARTERIAL ROAD REHAB</b>			<b>\$ 1,000,000</b>	
<b>TOTAL PROGRAM BUDGET</b>			<b>\$ 19,292,015</b>	

<b>ITEM #</b>	<b>STREET</b>	<b>FROM</b>	<b>TO</b>	<b>REHAB. TYPE</b>
1	HUNTINGTON AVE	GRANADA AVE	CABANA RD	M
2	LONGFELLOW AVE	WEST GRAND BLVD	CABANA RD	R
3	LILAC LN	LAUZON RD	ESPLANADE DR	R
4	CRAWFORD AVE	WYANDOTTE ST W	RIVERSIDE DR W	M
5	LIBERTY ST	BRUCE AVE	CHURCH S	M
<b>TOTAL CITY WIDE REHABILITATION</b>			<b>\$ 17,645,000</b>	
<b>E.C. ROW REHABILITATION</b>			<b>\$ 1,000,000</b>	
<b>ARTERIAL ROAD REHAB</b>			<b>\$ 1,000,000</b>	
<b>TOTAL PROGRAM BUDGET</b>			<b>\$ 19,645,000</b>	

- M Mill and Pave**
- R Full Road Reconstruction**
- M/R Mill & Pave AND Road Reconstruction**
- PN Panel / Joint repairs**
- LIP\*\* Rehabilitation after completion of Local Improvement**

NOTE: Road Segments may be reprioritized in coordination with WUC watermain projects and budgets  
 \*\*LIP = SUBJECT TO EXHAUSTION OF LOCAL IMPROVEMENT PROCESS AS PER M39-2014



# Project Version Summary

<b>Project #</b>	OPS-001-11	<b>Service Area</b>	Infrastructure Services
<b>Budget Year</b>	2025	<b>Department</b>	Public Works
<b>Asset Type</b>	Unassigned	<b>Division</b>	Contracts, Field Services & Maintenance
<b>Title</b>	Minor Alley Maintenance Program		
<b>Budget Status</b>	Mayor's Recommended Budget		
<b>Major Category</b>	Roads Infrastructure		
<b>Wards</b>	City Wide		
<b>Version Name</b>	Main (Active)		

<b>Project Description</b>	The City has 79 kms of paved alleyways, primarily in the older sections of the City, which serve as part of the public right of way. This pavement degrades over time and requires periodic replacement and repairs. As of June 2024, 43 kms of paved alley are "now" deficient, 18 kms will be "now" deficient in 1 - 5 years, 10 kms will be "now" deficient in 6 - 10 years, and 8 kms are considered "adequate".
----------------------------	--

<b>Version Description</b>	
----------------------------	--

<b>Project Comments/Reference</b>	<b>Version Comments</b>
7121000	

<b>Project Detailed Forecast</b>												
<b>GL Account</b>		<b>2025</b>	<b>2026</b>	<b>2027</b>	<b>2028</b>	<b>2029</b>	<b>2030</b>	<b>2031</b>	<b>2032</b>	<b>2033</b>	<b>2034</b>	<b>Total</b>
<b>Expenses</b>												
5410	Construction Contracts - TCA	400,000	200,000	200,000	250,000	250,000	250,000	250,000	250,000	260,000	250,000	2,560,000
	Total	400,000	200,000	200,000	250,000	250,000	250,000	250,000	250,000	260,000	250,000	2,560,000
<b>Revenues</b>												
221	Service Sustainability Investm	400,000	200,000	200,000	250,000	250,000	250,000	250,000	250,000	260,000	250,000	2,560,000
	Total	400,000	200,000	200,000	250,000	250,000	250,000	250,000	250,000	260,000	250,000	2,560,000

<b>Related Projects</b>	<b>Historical Approved Budget</b>				<b>Operating Budget Impact</b>	
	<b>Year</b>	<b>Total Expense</b>	<b>Revenue</b>		<b>Effective Date</b>	<b>Exp/(Rev) FTE Impact</b>
			<b>Net City Cost</b>	<b>Subsidies</b>	Unknown	0 0
	2014	100,000	100,000	0	Any budget deferral in approved funding will result in an increase in the operating costs for temporary repairs and maintenance.	
	2016	100,000	100,000	0		
	2017	100,000	100,000	0		
	2018	100,000	100,000	0		
	2019	1,050,000	1,050,000	0		
	2020	100,000	100,000	0		
	2021	100,000	100,000	0		
	2022	200,000	200,000	0		
	2023	200,000	200,000	0		
	2024	400,000	400,000	0		

<b>Year Identified</b>	<b>Start Date</b>	<b>Project Type for 2025</b>	<b>Project Lead</b>	<b>Est. Completion Date</b>
------------------------	-------------------	------------------------------	---------------------	-----------------------------

2011	January 1, 2016	Growth: 0.0 % Maintenance: 100.0 %	Phong Nguy / Roberta Harrison	Ongoing`
------	-----------------	---------------------------------------	-------------------------------	----------





# Project Version Summary

<b>Project #</b>	OPS-002-11	<b>Service Area</b>	Infrastructure Services
<b>Budget Year</b>	2025	<b>Department</b>	Public Works
<b>Asset Type</b>	Unassigned	<b>Division</b>	Contracts, Field Services & Maintenance
<b>Title</b>	Minor Road Deficiencies Rehabilitation Program		
<b>Budget Status</b>	Mayor's Recommended Budget		
<b>Major Category</b>	Roads Infrastructure		
<b>Wards</b>	City Wide		
<b>Version Name</b>	Main (Active)		

<b>Project Description</b>
----------------------------

The rehabilitation of the city's roadways is performed on a life cycle basis and subject to available funding in Project OPS-001-07 (Citywide Road Rehabilitation). This work tends to be done on entire sections of a roadway (i.e. Ouellette Avenue from Erie Street to Giles Blvd.) In some instances, however, significant repairs to roadways are required that are too small to be assigned to the annual OPS-001-07 rehab. cycle but large enough to put the ROW Maintenance operating budget under strain. The Minor Road Rehab. project addresses these types of pavement repairs and allow the ROW Maintenance operating budget to focus on potholes and other small right of way repairs. Also included in this program is the routing and sealing of cracks in asphalt, spray patching, and pavement repairs to extend the life cycle where possible.

<b>Version Description</b>
----------------------------

<b>Project Comments/Reference</b>	<b>Version Comments</b>
-----------------------------------	-------------------------

7111023	
---------	--

<b>Project Detailed Forecast</b>
----------------------------------

GL Account	2025	2026	2027	2028	2029	2030	2031	2032	2033	2034	Total
<b>Expenses</b>											
5410 Construction Contracts - TCA	4,133,934	3,800,000	3,800,000	3,000,000	3,000,000	3,000,000	3,000,000	3,000,000	3,000,000	3,000,000	32,733,934
Total	4,133,934	3,800,000	3,800,000	3,000,000	3,000,000	3,000,000	3,000,000	3,000,000	3,000,000	3,000,000	32,733,934
<b>Revenues</b>											
221 Service Sustainability Investm	4,133,934	3,800,000	3,800,000	3,000,000	3,000,000	3,000,000	3,000,000	3,000,000	3,000,000	3,000,000	32,733,934
Total	4,133,934	3,800,000	3,800,000	3,000,000	3,000,000	3,000,000	3,000,000	3,000,000	3,000,000	3,000,000	32,733,934

Related Projects		Historical Approved Budget			Operating Budget Impact				
		Year	Total Expense	Revenue		Effective Date	Unknown	Exp/(Rev)	FTE Impact
				Net City Cost	Subsidies				
		2011	500,000	500,000	0				
		2012	500,000	500,000	0				
		2013	250,000	250,000	0				
		2014	550,000	550,000	0				
		2015	539,000	539,000	0				
		2016	250,000	250,000	0				
		2017	250,000	250,000	0				
		2018	140,000	140,000	0				
		2019	400,000	400,000	0				
		2020	292,563	292,563	0				
		2021	350,837	350,837	0				
		2022	3,259,111	3,259,111	0				
		2023	2,967,386	2,967,386	0				
		2024	4,075,660	4,075,660	0				
Year Identified	Start Date	Project Type for 2025		Project Lead		Est. Completion Date			
2011	January 1, 2015	Growth: 0.0 % Maintenance: 100.0 %		Phong Nguy / Roberta Harrison		Ongoing`			



# Project Version Summary

<b>Project #</b>	OPS-002-25	<b>Service Area</b>	Infrastructure Services
<b>Budget Year</b>	2025	<b>Department</b>	Public Works
<b>Asset Type</b>	Unassigned	<b>Division</b>	Contracts, Field Services & Maintenance
<b>Title</b>	Connecting Links Intake #10 - 2025/2026		
<b>Budget Status</b>	Mayor's Recommended Budget		
<b>Major Category</b>	Roads Infrastructure		
<b>Wards</b>	Ward 2, Ward 10		
<b>Version Name</b>	Main (Active)		

<b>Project Description</b>	Connecting Links Program Intake 2025-2026 Grant Funding- Huron Church Road approved per CR468/2024 as Placeholder Funding until such time that the City is successful in being awarded the Grant.
----------------------------	---

<b>Version Description</b>	
----------------------------	--

<b>Project Comments/Reference</b>	<b>Version Comments</b>
7242008	PLACEHOLDER: CR468/2024 C 122/2024: 2028 F221 \$352,985  If grant is unsuccessful, funds will be returned to OPS-001-07.

<b>Project Detailed Forecast</b>												
<b>GL Account</b>	<b>2025</b>	<b>2026</b>	<b>2027</b>	<b>2028</b>	<b>2029</b>	<b>2030</b>	<b>2031</b>	<b>2032</b>	<b>2033</b>	<b>2034</b>	<b>Total</b>	
<b>Expenses</b>												
5410 Construction Contracts - TCA	0	0	0	352,985	0	0	0	0	0	0	352,985	
Total	0	0	0	352,985	0	0	0	0	0	0	352,985	
<b>Revenues</b>												
221CF Committed Funding	0	0	0	352,985	0	0	0	0	0	0	352,985	
Total	0	0	0	352,985	0	0	0	0	0	0	352,985	

<b>Related Projects</b>	<b>Historical Approved Budget</b>	<b>Operating Budget Impact</b>

<b>Year Identified</b>	<b>Start Date</b>	<b>Project Type for 2025</b>	<b>Project Lead</b>	<b>Est. Completion Date</b>
2025	January 1, 2025	Growth: 0.0 % Maintenance: 0.0 %	Phong Nguy / Charles Hartford	2028`



# Project Version Summary

<b>Project #</b>	OPS-003-07	<b>Service Area</b>	Infrastructure Services
<b>Budget Year</b>	2025	<b>Department</b>	Public Works
<b>Asset Type</b>	Unassigned	<b>Division</b>	Contracts, Field Services & Maintenance
<b>Title</b>	Bridge Rehabilitation Program		
<b>Budget Status</b>	Mayor's Recommended Budget		
<b>Major Category</b>	Roads Infrastructure		
<b>Wards</b>	City Wide		
<b>Version Name</b>	Main (Active)		

<b>Project Description</b>			
<p>Ongoing maintenance and rehabilitation of existing bridges throughout the City, including bridges for roadways, railways, streams and drains and pedestrian bridges. The program funds rehabilitation of 59 bridges, 12 culverts with spans greater than 3m, 5 pedestrian bridges, and 1 subway. An annual expenditure of \$5-\$8 million is required to replace these bridges on a 50-to-75-year cycle.</p> <p>Note: List may change subject to ongoing OSIM inspections as well as the results of Structural Condition Surveys. In addition, unexpected failures of structures may occur which would require reprioritization of rehabilitation.</p>			
<b>Version Description</b>			
<p>At this time, Administration is evaluating plans which may include repair of the following structures over the next 10-years, not in priority order:</p> <table border="0"> <tr> <td style="vertical-align: top;"> <p>STRUCTURES LOCATIONS:</p> <p>County Culverts (Qty 8)</p> <p>Structure #153 Forest Glade at Little River</p> <p>Structure #113 Riverside at CPR</p> <p>Structure #303 Virginia Pedestrian</p> <p>Structure #122 Bruce at Grand Marais Drain</p> <p>Structure #117 EC Row westbound Dominion</p> <p>Structure #405 Balmoral at Grand Marais Drain</p> <p>Structure #131 Ouellette at CPR</p> <p>Structure #123 Dougal at Grand Marais Drain</p> </td> <td style="vertical-align: top; padding-left: 20px;"> <p>HIGH-LEVEL COST ESTIMATES:</p> <p>\$5.0 million</p> <p>\$1.2 million</p> <p>\$3.5 million</p> <p>\$0.8 million</p> <p>\$1.2 million</p> <p>\$1.3 million</p> <p>\$1.5 million</p> <p>\$2.0 million</p> <p>\$1.2 million</p> </td> </tr> </table> <p>In addition, bridge rehabilitation funding provides funding for various repairs and maintenance possible on all structures as required including joint replacement, barrier wall replacement, bridge washing, patch repairs, crack injection, and concrete sealing.</p>		<p>STRUCTURES LOCATIONS:</p> <p>County Culverts (Qty 8)</p> <p>Structure #153 Forest Glade at Little River</p> <p>Structure #113 Riverside at CPR</p> <p>Structure #303 Virginia Pedestrian</p> <p>Structure #122 Bruce at Grand Marais Drain</p> <p>Structure #117 EC Row westbound Dominion</p> <p>Structure #405 Balmoral at Grand Marais Drain</p> <p>Structure #131 Ouellette at CPR</p> <p>Structure #123 Dougal at Grand Marais Drain</p>	<p>HIGH-LEVEL COST ESTIMATES:</p> <p>\$5.0 million</p> <p>\$1.2 million</p> <p>\$3.5 million</p> <p>\$0.8 million</p> <p>\$1.2 million</p> <p>\$1.3 million</p> <p>\$1.5 million</p> <p>\$2.0 million</p> <p>\$1.2 million</p>
<p>STRUCTURES LOCATIONS:</p> <p>County Culverts (Qty 8)</p> <p>Structure #153 Forest Glade at Little River</p> <p>Structure #113 Riverside at CPR</p> <p>Structure #303 Virginia Pedestrian</p> <p>Structure #122 Bruce at Grand Marais Drain</p> <p>Structure #117 EC Row westbound Dominion</p> <p>Structure #405 Balmoral at Grand Marais Drain</p> <p>Structure #131 Ouellette at CPR</p> <p>Structure #123 Dougal at Grand Marais Drain</p>	<p>HIGH-LEVEL COST ESTIMATES:</p> <p>\$5.0 million</p> <p>\$1.2 million</p> <p>\$3.5 million</p> <p>\$0.8 million</p> <p>\$1.2 million</p> <p>\$1.3 million</p> <p>\$1.5 million</p> <p>\$2.0 million</p> <p>\$1.2 million</p>		
<b>Project Comments/Reference</b>	<b>Version Comments</b>		
7211030 7221009 7231009 7241005			

Project Detailed Forecast																																																																																						
GL Account		2025	2026	2027	2028	2029	2030	2031	2032	2033	2034	Total																																																																										
<b>Expenses</b>																																																																																						
5410	Construction Contracts - TCA	500,000	2,500,000	2,000,000	1,000,000	1,477,452	2,417,452	2,105,096	2,000,000	2,000,000	2,000,000	18,000,000																																																																										
	Total	500,000	2,500,000	2,000,000	1,000,000	1,477,452	2,417,452	2,105,096	2,000,000	2,000,000	2,000,000	18,000,000																																																																										
<b>Revenues</b>																																																																																						
176	Canada Community- Building Fund	0	900,000	800,000	0	0	0	0	0	0	0	1,700,000																																																																										
221	Service Sustainability Investm	500,000	1,600,000	1,200,000	1,000,000	1,477,452	2,417,452	2,105,096	2,000,000	2,000,000	2,000,000	16,300,000																																																																										
	Total	500,000	2,500,000	2,000,000	1,000,000	1,477,452	2,417,452	2,105,096	2,000,000	2,000,000	2,000,000	18,000,000																																																																										
<b>Related Projects</b>		<b>Historical Approved Budget</b>					<b>Operating Budget Impact</b>																																																																															
				<table border="1"> <thead> <tr> <th rowspan="2">Year</th> <th rowspan="2">Total Expense</th> <th colspan="2">Revenue</th> </tr> <tr> <th>Net City Cost</th> <th>Subsidies</th> </tr> </thead> <tbody> <tr><td>2007</td><td>1,550,000</td><td>1,550,000</td><td>0</td></tr> <tr><td>2008</td><td>1,450,000</td><td>1,450,000</td><td>0</td></tr> <tr><td>2009</td><td>2,500,000</td><td>2,500,000</td><td>0</td></tr> <tr><td>2010</td><td>2,379,000</td><td>2,379,000</td><td>0</td></tr> <tr><td>2011</td><td>800,000</td><td>800,000</td><td>0</td></tr> <tr><td>2015</td><td>500,000</td><td>500,000</td><td>0</td></tr> <tr><td>2016</td><td>4,000,000</td><td>4,000,000</td><td>0</td></tr> <tr><td>2017</td><td>4,000,000</td><td>4,000,000</td><td>0</td></tr> <tr><td>2018</td><td>2,500,000</td><td>2,500,000</td><td>0</td></tr> <tr><td>2019</td><td>3,200,000</td><td>3,200,000</td><td>0</td></tr> <tr><td>2020</td><td>3,399,000</td><td>3,399,000</td><td>0</td></tr> <tr><td>2021</td><td>1,204,000</td><td>1,204,000</td><td>0</td></tr> <tr><td>2022</td><td>2,170,000</td><td>2,170,000</td><td>0</td></tr> <tr><td>2023</td><td>3,160,770</td><td>3,160,770</td><td>0</td></tr> <tr><td>2024</td><td>500,000</td><td>500,000</td><td>0</td></tr> </tbody> </table>			Year	Total Expense	Revenue		Net City Cost	Subsidies	2007	1,550,000	1,550,000	0	2008	1,450,000	1,450,000	0	2009	2,500,000	2,500,000	0	2010	2,379,000	2,379,000	0	2011	800,000	800,000	0	2015	500,000	500,000	0	2016	4,000,000	4,000,000	0	2017	4,000,000	4,000,000	0	2018	2,500,000	2,500,000	0	2019	3,200,000	3,200,000	0	2020	3,399,000	3,399,000	0	2021	1,204,000	1,204,000	0	2022	2,170,000	2,170,000	0	2023	3,160,770	3,160,770	0	2024	500,000	500,000	0	<table border="1"> <thead> <tr> <th>Effective Date</th> <th>Unknown</th> <th>Exp/(Rev)</th> <th>FTE Impact</th> </tr> </thead> <tbody> <tr> <td></td> <td></td> <td>0</td> <td>0</td> </tr> </tbody> </table>		Effective Date	Unknown	Exp/(Rev)	FTE Impact			0	0	<table border="1"> <thead> <tr> <th>Description</th> </tr> </thead> <tbody> <tr> <td>Any budget deferral in approved funding will result in increased operating costs for temporary repairs, patching and unscheduled maintenance as required.</td> </tr> </tbody> </table>		Description	Any budget deferral in approved funding will result in increased operating costs for temporary repairs, patching and unscheduled maintenance as required.
Year	Total Expense	Revenue																																																																																				
		Net City Cost	Subsidies																																																																																			
2007	1,550,000	1,550,000	0																																																																																			
2008	1,450,000	1,450,000	0																																																																																			
2009	2,500,000	2,500,000	0																																																																																			
2010	2,379,000	2,379,000	0																																																																																			
2011	800,000	800,000	0																																																																																			
2015	500,000	500,000	0																																																																																			
2016	4,000,000	4,000,000	0																																																																																			
2017	4,000,000	4,000,000	0																																																																																			
2018	2,500,000	2,500,000	0																																																																																			
2019	3,200,000	3,200,000	0																																																																																			
2020	3,399,000	3,399,000	0																																																																																			
2021	1,204,000	1,204,000	0																																																																																			
2022	2,170,000	2,170,000	0																																																																																			
2023	3,160,770	3,160,770	0																																																																																			
2024	500,000	500,000	0																																																																																			
Effective Date	Unknown	Exp/(Rev)	FTE Impact																																																																																			
		0	0																																																																																			
Description																																																																																						
Any budget deferral in approved funding will result in increased operating costs for temporary repairs, patching and unscheduled maintenance as required.																																																																																						
<b>Year Identified</b>	<b>Start Date</b>	<b>Project Type for 2025</b>		<b>Project Lead</b>			<b>Est. Completion Date</b>																																																																															
2007	January 1, 2016	Growth: 0.0 % Maintenance: 100.0 %		Phong Nguy / Charles Hartford			Ongoing`																																																																															



# Project Version Summary

<b>Project #</b>	OPS-004-07	<b>Service Area</b>	Infrastructure Services
<b>Budget Year</b>	2025	<b>Department</b>	Public Works
<b>Asset Type</b>	Unassigned	<b>Division</b>	Contracts, Field Services & Maintenance
<b>Title</b>	Sidewalk Rehabilitation Program		
<b>Budget Status</b>	Mayor's Recommended Budget		
<b>Major Category</b>	Roads Infrastructure		
<b>Wards</b>	City Wide		
<b>Version Name</b>	Main (Active)		

<b>Project Description</b>												
<p>This program covers the rehabilitation of existing sidewalks citywide. There are 980 kms of sidewalks in the City, of which 5 kms are in "Poor" condition and 71 kms are in "Fair" condition. Based on a 40-year replacement cycle, the perpetual annual cost for the replacement of this infrastructure is approximately \$3 million. This would be in addition to the approximately \$10.5 million required to address all "Poor" and "Fair" sidewalks and to widen the sidewalks to AODA standards at the time of replacement. From a risk management point of view, annual funding should be increased to reduce trip and fall claims.</p> <p>Effective January 1, 2016, the Accessibility for Ontarians with Disabilities Act (AODA) required width of sidewalks to increase from 1.2 meters to 1.5 meters. This increases the cost of sidewalk replacements. As the change is implemented, Administration is including the increased costs in budget projections.</p>												
<b>Version Description</b>												
<b>Project Comments/Reference</b>												
See Document Attached 7241013												
<b>Version Comments</b>												
<b>Project Detailed Forecast</b>												
<b>GL Account</b>	<b>2025</b>	<b>2026</b>	<b>2027</b>	<b>2028</b>	<b>2029</b>	<b>2030</b>	<b>2031</b>	<b>2032</b>	<b>2033</b>	<b>2034</b>	<b>Total</b>	
<b>Expenses</b>												
5410 Construction Contracts - TCA	1,357,696	1,500,000	1,500,000	1,500,000	1,500,000	1,500,000	1,500,000	1,500,000	1,730,000	1,500,000	15,087,696	
Total	1,357,696	1,500,000	1,500,000	1,500,000	1,500,000	1,500,000	1,500,000	1,500,000	1,730,000	1,500,000	15,087,696	
<b>Revenues</b>												
169 Pay As You Go - Capital Reserve	0	0	0	0	0	0	0	0	230,000	0	230,000	
176 Canada Community-Building Fund	150,000	0	0	0	0	0	0	0	0	0	150,000	
221 Service Sustainability Investm	1,207,696	1,500,000	1,500,000	1,500,000	1,500,000	1,500,000	1,500,000	1,500,000	1,500,000	1,500,000	14,707,696	
Total	1,357,696	1,500,000	1,500,000	1,500,000	1,500,000	1,500,000	1,500,000	1,500,000	1,730,000	1,500,000	15,087,696	

Related Projects		Historical Approved Budget			Operating Budget Impact				
		Year	Total Expense	Revenue		Effective Date	Unknown	Exp/(Rev)	FTE Impact
				Net City Cost	Subsidies				
		2007	950,000	950,000	0				
		2008	850,000	850,000	0				
		2009	2,000,000	2,000,000	0				
		2010	2,000,000	2,000,000	0				
		2011	1,250,000	0	1,250,000				
		2012	1,200,000	1,200,000	0				
		2013	250,000	250,000	0				
		2014	400,000	400,000	0				
		2015	1,350,000	1,350,000	0				
		2016	500,000	500,000	0				
		2017	500,000	500,000	0				
		2018	317,500	317,500	0				
		2019	700,000	700,000	0				
		2020	489,297	489,297	0				
		2021	559,197	559,197	0				
		2022	861,190	861,190	0				
		2023	756,190	756,190	0				
		2024	1,207,696	1,207,696	0				
Year Identified	Start Date	Project Type for 2025	Project Lead		Est. Completion Date				
2007	January 2, 2015	Growth: 0.0 % Maintenance: 100.0 %	Phong Nguy / Roberta Harrison		Ongoing`				

## PROPOSED SIDEWALK REHABILITATION 10 YEAR PROGRAM - 2025 to 2034 (Alphabetical Listing)

STREET	FROM	TO	SIDE OF STREET
ALSACE	KILDARE	BYNG	N
BALFOUR	SOUTH NATIONAL	REGINALD	E/W
BALFOUR	REGINALD	CORONATION	E/W
BALFOUR	CORONATION	EMPRESS	E/W
BALFOUR	EMPRESS	SOUTHNATIONAL	W
BEALS	EVERTS	MARK	N
BEALS	MARK	GLENWOOD	N
BEALS	GLENWOOD	ROXBOROUGH	N
BEALS	ROXBOROUGH	CHARLEVOIX	N
BEALS	CHARLEVOIX	RANKIN	N
CALDERWOOD	KAMLOOPS	KAMLOOPS	E/W
CARISSA	HAWTHORNE	YOLANDA	E
CENTRAL	GUY	MILLOY	E
CENTRAL	MILLOY	ALICE	E/W
CENTRAL	ALICE	REGINALD	E/W
CENTRAL	REGINALD	SEMINOLE	E
CENTRAL	GUY	TECUMSEH	W
CHATHAM	LANGLOIS	PIERRE	N
CHATHAM	PELISSIER	FERRY	N
CHATHAM	OUELLETTE	GOYEAU	N
CHILVER	ASSUMPTION	RIVERSIDE	W/E
CHILVER	TECUMSEH	LENS	E/W
CHILVER	LENS	VIMY	E/W
CHILVER	VIMY	YPRES	E/W
CONSERVATION	HALLMARK	CALVERT CRT	W
CONSERVATION	CALVERT CRT	LABOUR CRES	W
CONSERVATION	LABOUR CRT	FOSTER	W



CRAWFORD	ERIE	GROVE	W
DOMINION	NORFOLK	ROSELAWN	W
DOUGALL	ERIE	PINE	E
DOUGALL	WEST GRAND	LIBERTY	W
DOUGALL	WAKITA	ELLIS	E/W
DOUGALL	ELLIS	SHEPHERD	E/W
EDWARD	EDGAR	MONTROSE	E
FORD	SOUTHNATIONAL	LASSALINE	E/W
FOSTER	WALKER	CN TRACKS	N
FRANCOIS	REGINALD	ALICE	W
GREENPARK	WYANDOTTE	BEVERLY GLENN	E
GREENPARK	BEVERLY GLENN	LITTLE RIVER	E
HICKORY	ONTARIO	HICKORY	E
HIGHLAND	TECUMSEH	LENS ALLEY	E/W
HOWARD	NEAL	LAKE TRAIL	W
HOWARD	LAKE TRAIL	HAVENS	W
HURON CHURCH	UNIVERSITY	PETER	W
HURON CHURCH	PETER	DONNELLY	W
INDIAN	WYANDOTTE	MILL	E
JEROME	WATSON	WESCHESTER	N/S
JULIET CRES	DUCHARME	LAVENDER	E
KILDARE	WYANDOTTE	TUSCARORA	E/W
LAKEVIEW	DILLION	LITTLERIVER	W
LAURENDEAU	FAUST	ONTARIO	W
LAUZON	WYANDOTTE	RIVERSIDE	E/W
LAUZON	MCHUGH	TECUMSEH/EASTTOWN MALL	W
LAUZON RD	RIVERSIDE	CECILE	W
LAUZON RD	CECILE	CLAIRVIEW	W
LAUZON RD	CLAIRVIEW	CEDARVIEW	W
LAUZON RD	CEDARVIEW	WYANDOTTE	W
LINWOOD	TOURNIER	FELIX	N/S
LOCKE	LYNN	3850 LOCKE (@ SOUTH P/L)	E
MARENTETTE	SOUTH OF TECUMSEH	DEAD END	E/W
MOUNTROYAL	COUSINEAU	CABANA	W
OUELLETTE	SHEPHERD	ELLIS	W

OUELLETTE	TECUMSEH	CPR	E
PILLETTE	WYANDOTTE ST. E.	ONTARIO	E/W
RIVERSIDE	JANETTE	CARON	N
RIVERSIDE	PATRICE	ST. ROSE	S
RIVERSIDE DR W	RANKIN	BRIDGE	S
SANDWICH	DETROIT	ROSEDALE	S
SANDWICH	52M S/O JOHN B	PROSPECT	W
TECUMSEH	PENANG	FOREST GLADE	N
TECUMSEH	SOUTH PACIFIC	MUNICIPAL LANE	N
TOURNIER	LINWOOD	BABY	N/S
TUSCARORA	WINDSOR	MCDUGALL	N/S
UNIVERSITY	DOUGALL	CHURCH	N/S
UNIVERSITY	VISTA	HURON CHURCH	N
VICTORIA	CHATHAM	UNIVERSITY	E
WALKER	SEMINOLE	MUNSEE	W
WALKER	VIMY	YPRES	E
WALKER	YPRES	SOMME	E/W
WALKER	SOMME	ST. JULIEN	E
WELLINGTON	GROVE	GILES	W
WELLINGTON	GILES	MONTROSE	W
WELLINGTON	MONTROSE	TECUMSEH	W
WEST GRAND	DOUGALL	DOMINION	S
WHELPTON	DROUILLARD	HENRY FORD CENTRE	N
WILDWOOD	FOREST GLADE	REGIS	E/W
WYANDOTTE	MCKAY	CURRY	N



# Project Version Summary

<b>Project #</b>	OPS-004-23	<b>Service Area</b>	Infrastructure Services
<b>Budget Year</b>	2025	<b>Department</b>	Public Works
<b>Asset Type</b>	Unassigned	<b>Division</b>	Contracts, Field Services & Maintenance
<b>Title</b>	Local Residential Road Rehabilitation		
<b>Budget Status</b>	Mayor's Recommended Budget		
<b>Major Category</b>	Roads Infrastructure		
<b>Wards</b>	City Wide		
<b>Version Name</b>	Main (Active)		

<b>Project Description</b>	Per B2/2023, Council approved the implementation of an annual Asset Management Plan (AMP) levy increase of 0.25% to enhance service levels related to Local Residential Roads. Administration provided a report, S147/2023, that outlined specific strategies and rationale for local rehabilitation selection and prioritization. Administration will report annually on the accomplishments of the program.											
----------------------------	---	--	--	--	--	--	--	--	--	--	--	--

<b>Version Description</b>												
----------------------------	--	--	--	--	--	--	--	--	--	--	--	--

<b>Project Comments/Reference</b>				<b>Version Comments</b>								
7231027												

<b>Project Detailed Forecast</b>												
<b>GL Account</b>		<b>2025</b>	<b>2026</b>	<b>2027</b>	<b>2028</b>	<b>2029</b>	<b>2030</b>	<b>2031</b>	<b>2032</b>	<b>2033</b>	<b>2034</b>	<b>Total</b>
<b>Expenses</b>												
5410	Construction Contracts - TCA	3,458,057	4,669,873	4,669,873	4,669,873	4,669,873	4,669,873	4,669,873	4,669,873	4,669,873	4,669,873	45,486,914
	Total	3,458,057	4,669,873	4,669,873	4,669,873	4,669,873	4,669,873	4,669,873	4,669,873	4,669,873	4,669,873	45,486,914
<b>Revenues</b>												
221	Service Sustainability Investm	3,458,057	4,669,873	4,669,873	4,669,873	4,669,873	4,669,873	4,669,873	4,669,873	4,669,873	4,669,873	45,486,914
	Total	3,458,057	4,669,873	4,669,873	4,669,873	4,669,873	4,669,873	4,669,873	4,669,873	4,669,873	4,669,873	45,486,914

<b>Related Projects</b>	<b>Historical Approved Budget</b>				<b>Operating Budget Impact</b>					
			<b>Revenue</b>				<b>Effective Date</b> Unknown		<b>Exp/(Rev) FTE Impact</b>	
	<u>Year</u>	<u>Total Expense</u>	<u>Net City Cost</u>	<u>Subsidies</u>	<b>Description</b> Any budget deferral in approved funding will result in increased operating cost to temporarily maintenance and repair local residential roads.		0		0	
	2023	1,095,241	1,095,241	0						
2024	2,246,241	2,246,241	0							

<b>Year Identified</b>	<b>Start Date</b>	<b>Project Type for 2025</b>	<b>Project Lead</b>	<b>Est. Completion Date</b>
2023	January 1, 2023	Growth: 0.0 % Maintenance: 100.0 %	Phong Nguy	Ongoing`



# Project Version Summary

<b>Project #</b>	OPS-005-07	<b>Service Area</b>	Infrastructure Services
<b>Budget Year</b>	2025	<b>Department</b>	Public Works
<b>Asset Type</b>	Unassigned	<b>Division</b>	Contracts, Field Services & Maintenance
<b>Title</b>	Railway Lands Fencing		
<b>Budget Status</b>	Mayor's Recommended Budget		
<b>Major Category</b>	Roads Infrastructure		
<b>Wards</b>	City Wide		
<b>Version Name</b>	Main (Active)		

<b>Project Description</b>	Install and maintain fencing at key locations along railway lands to prevent trespassing (annual general allotment to be based on needs analysis).											
----------------------------	--	--	--	--	--	--	--	--	--	--	--	--

<b>Version Description</b>												
----------------------------	--	--	--	--	--	--	--	--	--	--	--	--

<b>Project Comments/Reference</b>	7045005						<b>Version Comments</b>						
-----------------------------------	---------	--	--	--	--	--	-------------------------	--	--	--	--	--	--

<b>Project Detailed Forecast</b>		2025	2026	2027	2028	2029	2030	2031	2032	2033	2034	Total
<b>GL Account</b>												
<b>Expenses</b>												
5410	Construction Contracts - TCA	150,000	150,000	150,000	150,000	150,000	150,000	100,000	100,000	50,000	50,000	1,200,000
	Total	150,000	150,000	150,000	150,000	150,000	150,000	100,000	100,000	50,000	50,000	1,200,000
<b>Revenues</b>												
169	Pay As You Go - Capital Reserve	75,000	75,000	75,000	75,000	75,000	75,000	50,000	50,000	50,000	50,000	650,000
6735	Recovery Of Expenses EXTERNAL	75,000	75,000	75,000	75,000	75,000	75,000	50,000	50,000	0	0	550,000
	Total	150,000	150,000	150,000	150,000	150,000	150,000	100,000	100,000	50,000	50,000	1,200,000

<b>Related Projects</b>	<b>Historical Approved Budget</b>				<b>Operating Budget Impact</b>			
	<b>Year</b>	<b>Total Expense</b>	<b>Revenue</b>		<b>Effective Date</b>	<b>Unknown</b>	<b>Exp/(Rev)</b>	<b>FTE Impact</b>
			<b>Net City Cost</b>	<b>Subsidies</b>				
	2008	100,000	50,000	50,000			0	0
	2009	100,000	50,000	50,000				
	2010	100,000	50,000	50,000				
	2011	100,000	50,000	50,000				
	2014	100,000	50,000	50,000				
	2018	100,000	50,000	50,000				
	2019	100,000	50,000	50,000				
	2020	75,000	75,000	0				
	2022	100,000	50,000	50,000				
	2023	100,000	50,000	50,000				
	2024	150,000	75,000	75,000				

Year Identified	Start Date	Project Type for 2025	Project Lead	Est. Completion Date
2007	January 1, 2018	Growth: 100.0 % Maintenance: 0.0 %	Phong Nguy	Ongoing`



# Project Version Summary

<b>Project #</b>	OPS-005-19	<b>Service Area</b>	Infrastructure Services
<b>Budget Year</b>	2025	<b>Department</b>	Public Works
<b>Asset Type</b>	Unassigned	<b>Division</b>	Contracts, Field Services & Maintenance
<b>Title</b>	Gravel Alley Drainage Improvements		
<b>Budget Status</b>	Mayor's Recommended Budget		
<b>Major Category</b>	Sewers Infrastructure		
<b>Wards</b>	City Wide		
<b>Version Name</b>	Main (Active)		

<b>Project Description</b>											
The City has approximately 146km of In-Service Alleys. Of the 146km, approximately 67km are unpaved. Over the course of time, as a result of routine maintenance and various construction activities, drainage in many of the unpaved alleys has become an issue leading to improper drainage, standing water and flooding on private property. In order to address these concerns, it is often necessary to install additional drainage, lower the existing grades to promote drainage, or remove damaged areas in the alleys. Alley condition ratings and residential complaints are used to track problem alleys requiring remedial works. This fund would be used to address alley areas of concern.											
<b>Version Description</b>											
<b>Project Comments/Reference</b>						<b>Version Comments</b>					
7211032											
<b>Project Detailed Forecast</b>											
<b>GL Account</b>	<b>2025</b>	<b>2026</b>	<b>2027</b>	<b>2028</b>	<b>2029</b>	<b>2030</b>	<b>2031</b>	<b>2032</b>	<b>2033</b>	<b>2034</b>	<b>Total</b>
<b>Expenses</b>											
5410 Construction Contracts - TCA	0	0	0	200,000	200,000	200,000	200,000	200,000	200,000	700,000	1,900,000
Total	0	0	0	200,000	200,000	200,000	200,000	200,000	200,000	700,000	1,900,000
<b>Revenues</b>											
234 Stormwater Sewer Surcharge	0	0	0	200,000	200,000	200,000	200,000	200,000	200,000	700,000	1,900,000
Total	0	0	0	200,000	200,000	200,000	200,000	200,000	200,000	700,000	1,900,000
<b>Related Projects</b>		<b>Historical Approved Budget</b>				<b>Operating Budget Impact</b>					
		<b>Year</b>		<b>Revenue</b>		<b>Effective Date</b>		<b>Unknown</b>		<b>Exp/(Rev) FTE Impact</b>	
		<b>Total Expense</b>		<b>Net City Cost</b>		<b>Description</b>				0 0	
		2021 50,000		50,000		2021				Any budget deferral in approved funding will result in increased operating costs for temporary repairs, patching, and unscheduled maintenance as required.	
		2022 50,000		50,000		2022					
<b>Year Identified</b>	<b>Start Date</b>	<b>Project Type for 2025</b>		<b>Project Lead</b>			<b>Est. Completion Date</b>				
2019	January 1, 2019	Growth: 0.0 % Maintenance: 0.0 %		Phong Nguy / Roberta Harrison			Ongoing`				



# Project Version Summary

<b>Project #</b>	OPS-006-07	<b>Service Area</b>	Infrastructure Services
<b>Budget Year</b>	2025	<b>Department</b>	Public Works
<b>Asset Type</b>	Unassigned	<b>Division</b>	Contracts, Field Services & Maintenance
<b>Title</b>	"At-Grade" Railway Crossings		
<b>Budget Status</b>	Mayor's Recommended Budget		
<b>Major Category</b>	Roads Infrastructure		
<b>Wards</b>	City Wide		
<b>Version Name</b>	Main (Active)		

<b>Project Description</b>												
This program is used to provide improvements and rehabilitation for all 61 of the city's 'At Grade' railway crossings. The City of Windsor, by order of the Canadian Transportation Agency, is required to cost share with the maintenance with the railways. Placeholder amounts are to be used as needs arise. There are annual federal cost sharing opportunities available for at-grade rail crossing upgrades.												
<b>Version Description</b>												
Proposed Railway Crossings:												
- Crossing #066 - Jefferson CNR (Near Queen Elizabeth)												
- Crossing #076 - Cabana @ CNR												
- Crossing #089 - County Road 42 @ CNR												
<b>Project Comments/Reference</b>						<b>Version Comments</b>						
7179001												
<b>Project Detailed Forecast</b>												
<b>GL Account</b>		<b>2025</b>	<b>2026</b>	<b>2027</b>	<b>2028</b>	<b>2029</b>	<b>2030</b>	<b>2031</b>	<b>2032</b>	<b>2033</b>	<b>2034</b>	<b>Total</b>
<b>Expenses</b>												
5410	Construction Contracts - TCA	125,000	125,000	125,000	125,000	125,000	125,000	125,000	125,000	100,000	100,000	1,200,000
	Total	125,000	125,000	125,000	125,000	125,000	125,000	125,000	125,000	100,000	100,000	1,200,000
<b>Revenues</b>												
221	Service Sustainability Investm	100,000	100,000	100,000	100,000	100,000	100,000	100,000	100,000	100,000	100,000	1,000,000
6735	Recovery Of Expenses EXTERNAL	25,000	25,000	25,000	25,000	25,000	25,000	25,000	25,000	0	0	200,000
	Total	125,000	125,000	125,000	125,000	125,000	125,000	125,000	125,000	100,000	100,000	1,200,000

Related Projects		Historical Approved Budget			Operating Budget Impact				
Follows		Year	Total Expense	Revenue		Effective Date	Unknown	Exp/(Rev)	FTE Impact
OPS-004-16				Net City Cost	Subsidies				
Project Title		No Operating Budget Impact							
Rail Crossing Safety Assessments		2008	62,500	50,000	12,500				
		2009	62,500	50,000	12,500				
		2010	62,500	50,000	12,500				
		2011	62,500	50,000	12,500				
		2014	50,000	25,000	25,000				
		2016	200,000	100,000	100,000				
		2017	100,000	100,000	0				
		2018	275,000	137,500	137,500				
		2019	343,125	325,000	18,125				
		2020	85,000	72,500	12,500				
		2021	200,000	100,000	100,000				
		2022	125,000	100,000	25,000				
		2023	125,000	100,000	25,000				
		2024	125,000	100,000	25,000				
Year Identified	Start Date	Project Type for 2025		Project Lead		Est. Completion Date			
2007	January 1, 2018	Growth: 0.0 % Maintenance: 100.0 %		Phong Nguy / Roberta Harrison		Ongoing`			





# Project Version Summary

<b>Project #</b>	OPS-007-20	<b>Service Area</b>	Infrastructure Services
<b>Budget Year</b>	2025	<b>Department</b>	Public Works
<b>Asset Type</b>	Unassigned	<b>Division</b>	Contracts, Field Services & Maintenance
<b>Title</b>	ICIP - City Wide Sidewalks (Intake 1)		
<b>Budget Status</b>	Mayor's Recommended Budget		
<b>Major Category</b>	Roads Infrastructure		
<b>Wards</b>	City Wide		
<b>Version Name</b>	Main (Active)		

<b>Project Description</b>
The project consists of the reconstruction of 19.29 kilometers (km) of sidewalks in Windsor, Ontario. Specifically, the scope of this project will reconstruct five (5) sidewalk segments located throughout the city leading to transit routes and bus stops. All sidewalks are being reconstructed and widened to meet accessibility standards. The improvement of the physical condition and state of the sidewalks that lead to transit routes and stops will contribute to improved capacity and quality of active transportation infrastructure.

<b>Version Description</b>
Most work is complete and only a few segments are left to complete in 2025. Remaining approved segments include: - Balfour - South National to Reginald - Balfour - Reginald to Coronation - Balfour - Coronation to Empress - Greenpark - Wyandotte to Beverly Glen - Greenpark - Beverly Glen to Little River

<b>Project Comments/Reference</b>	<b>Version Comments</b>
7204003	City funding for this project has been transferred in from the Sidewalk Rehabilitation Project OPS-004-07. Remaining funding for 2025 and 2026 represents the remaining contributions from the Provincial and Federal governments.

<b>Project Detailed Forecast</b>												
<b>GL Account</b>	<b>2025</b>	<b>2026</b>	<b>2027</b>	<b>2028</b>	<b>2029</b>	<b>2030</b>	<b>2031</b>	<b>2032</b>	<b>2033</b>	<b>2034</b>	<b>Total</b>	
<b>Expenses</b>												
5410 Construction Contracts - TCA	355,876	177,939	0	0	0	0	0	0	0	0	533,815	
Total	355,876	177,939	0	0	0	0	0	0	0	0	533,815	
<b>Revenues</b>												
6310 Ontario Specific Grants	161,753	80,877	0	0	0	0	0	0	0	0	242,630	
6320 Canada Specific Grants	194,123	97,062	0	0	0	0	0	0	0	0	291,185	
Total	355,876	177,939	0	0	0	0	0	0	0	0	533,815	

Related Projects		Historical Approved Budget			Operating Budget Impact	
			Revenue			
	<b>Year</b>	<b>Total Expense</b>	<b>Net City Cost</b>	<b>Subsidies</b>		
	2020	790,037	210,703	579,334		
	2021	1,094,907	240,803	854,104		
	2022	1,020,908	451,506	569,402		
	2023	1,519,136	451,506	1,067,630		
	2024	533,815	0	533,815		
Year Identified	Start Date	Project Type for 2025	Project Lead	Est. Completion Date		
2020	July 1, 2019	Growth: 0.0 % Maintenance: 100.0 %	Charles Hartford / Roberta Harrison	2025`		



# Project Version Summary

<b>Project #</b>	OPS-028-18	<b>Service Area</b>	Infrastructure Services
<b>Budget Year</b>	2025	<b>Department</b>	Public Works
<b>Asset Type</b>	Unassigned	<b>Division</b>	Contracts, Field Services & Maintenance
<b>Title</b>	Concrete Road Panel Repair Program		
<b>Budget Status</b>	Mayor's Recommended Budget		
<b>Major Category</b>	Roads Infrastructure		
<b>Wards</b>	City Wide		
<b>Version Name</b>	Main (Active)		

<b>Project Description</b>
This program was established for the repair of concrete road panels on arterial and collector roads throughout the City. These repairs are too large in scope to be considered a minor repair and are not full road rehabilitations, but significant funding is required to undertake these types of repairs. The City has 193 lane km's of concrete arterial and collector roadways (including Riverside Dr.). Many of the required panel repairs are needed to extend them through their life cycle and prevent them from requiring total reconstruction earlier than planned.

<b>Version Description</b>
Annual funding allocations will be accumulated until adequate funding is available to carry out concrete road and intersection improvements at Howard and Tecumseh. Approximately \$3M in funding is required to complete this concrete work.

<b>Project Comments/Reference</b>	<b>Version Comments</b>
7221013	

<b>Project Detailed Forecast</b>												
<b>GL Account</b>	<b>2025</b>	<b>2026</b>	<b>2027</b>	<b>2028</b>	<b>2029</b>	<b>2030</b>	<b>2031</b>	<b>2032</b>	<b>2033</b>	<b>2034</b>	<b>Total</b>	
<b>Expenses</b>												
5410 Construction Contracts - TCA	1,500,000	1,500,000	1,500,000	1,500,000	1,500,000	1,500,000	1,500,000	1,500,000	1,500,000	1,500,000	15,000,000	
Total	1,500,000	1,500,000	1,500,000	1,500,000	1,500,000	1,500,000	1,500,000	1,500,000	1,500,000	1,500,000	15,000,000	
<b>Revenues</b>												
221 Service Sustainability Investm	1,500,000	1,500,000	1,500,000	1,500,000	1,500,000	1,500,000	1,500,000	1,500,000	1,500,000	1,500,000	15,000,000	
Total	1,500,000	1,500,000	1,500,000	1,500,000	1,500,000	1,500,000	1,500,000	1,500,000	1,500,000	1,500,000	15,000,000	

<b>Related Projects</b>	<b>Historical Approved Budget</b>				<b>Operating Budget Impact</b>					
			<b>Revenue</b>		<b>Effective Date</b>		<b>Unknown</b>		<b>Exp/(Rev) FTE Impact</b>	
	<b>Year</b>	<b>Total Expense</b>	<b>Net City Cost</b>	<b>Subsidies</b>	<b>Description</b>				<b>0</b>	<b>0</b>
	2022	895,000	895,000	0	Any budget deferral in approved funding will result in an increase in the operating costs for temporary road repairs and patching.					
	2023	1,500,000	1,500,000	0						
2024	1,500,000	1,500,000	0							

<b>Year Identified</b>	<b>Start Date</b>	<b>Project Type for 2025</b>	<b>Project Lead</b>	<b>Est. Completion Date</b>
2018	January 1, 2022	Growth: 0.0 % Maintenance: 100.0 %	Phong Nguy / Roberta Harrison	Ongoing`



# Project Version Summary

<b>Project #</b>	OPS-029-18	<b>Service Area</b>	Infrastructure Services
<b>Budget Year</b>	2025	<b>Department</b>	Public Works
<b>Asset Type</b>	Unassigned	<b>Division</b>	Contracts, Field Services & Maintenance
<b>Title</b>	Curb Replacement Program		
<b>Budget Status</b>	Mayor's Recommended Budget		
<b>Major Category</b>	Sewers Infrastructure		
<b>Wards</b>	City Wide		
<b>Version Name</b>	Main (Active)		

<b>Project Description</b>													
The City has approximately 1707 km's of curb and gutter on roadways. Many sections have been damaged or have reached their service life and require replacement. This new program has been established to allocate funding toward curb and gutter rehabilitation throughout the City. These repairs are too large in scope to be considered a minor concrete repair and are not full road rehabilitations but do require significant funding to maintain.													
<b>Version Description</b>													
<b>Project Comments/Reference</b>													
7219010													
<b>Version Comments</b>													
<b>Project Detailed Forecast</b>													
<b>GL Account</b>		<b>2025</b>	<b>2026</b>	<b>2027</b>	<b>2028</b>	<b>2029</b>	<b>2030</b>	<b>2031</b>	<b>2032</b>	<b>2033</b>	<b>2034</b>	<b>Total</b>	
<b>Expenses</b>													
5410	Construction Contracts - TCA	300,000	300,000	300,000	300,000	300,000	300,000	300,000	300,000	449,751	819,697	3,669,448	
	Total	300,000	300,000	300,000	300,000	300,000	300,000	300,000	300,000	449,751	819,697	3,669,448	
<b>Revenues</b>													
234	Stormwater Sewer Surcharge	300,000	300,000	300,000	300,000	300,000	300,000	300,000	300,000	449,751	819,697	3,669,448	
	Total	300,000	300,000	300,000	300,000	300,000	300,000	300,000	300,000	449,751	819,697	3,669,448	
<b>Related Projects</b>													
<b>Historical Approved Budget</b>													
<b>Operating Budget Impact</b>													
		<b>Revenue</b>				<b>Effective Date</b>		<b>Unknown</b>		<b>Exp/(Rev)</b>		<b>FTE Impact</b>	
		<b>Year</b>	<b>Total Expense</b>	<b>Net City Cost</b>	<b>Subsidies</b>	<b>Description</b>				0		0	
		2021	40,000	40,000	0	Any budget deferral in approved funding will result in an increase in the operating costs for temporary repairs and maintenance.							
		2022	600,000	600,000	0								
		2024	300,000	300,000	0								
<b>Year Identified</b>	<b>Start Date</b>	<b>Project Type for 2025</b>		<b>Project Lead</b>		<b>Est. Completion Date</b>							
2018	January 1, 2022	Growth: 0.0 % Maintenance: 100.0 %		Phong Nguy / Roberta Harrison		Ongoing`							



# Project Version Summary

<b>Project #</b>	OPS-004-22	<b>Service Area</b>	Infrastructure Services
<b>Budget Year</b>	2025	<b>Department</b>	Public Works
<b>Asset Type</b>	Unassigned	<b>Division</b>	Environmental Services
<b>Title</b>	Waste Disposal Bins		
<b>Budget Status</b>	Mayor's Recommended Budget		
<b>Major Category</b>	Corporate Property Infrastructure		
<b>Wards</b>	City Wide		
<b>Version Name</b>	Main (Active)		

**Project Description**  
 This project is to establish a replacement schedule for capital assets required in the front end loader and roll off service areas of the Environmental Services Division. The front end loader and roll off services are provided to City Departments / Divisions as well as external customers under established contracts. The various waste bins have an expected life cycle of 8 to 12 years depending on the material collected and frequency of use.

**Version Description**  
 This capital replacement program is funded by the containerized collection operating budget. The annual transfer from operating into the capital project for bin replacements is \$15,000. The annual transfer budget will be evaluated annually during the budget development process to determine if the annual transfer is sufficient to fund the plan as set out for 10-years.

<b>Project Comments/Reference</b>	<b>Version Comments</b>
7201038	

GL Account	2025	2026	2027	2028	2029	2030	2031	2032	2033	2034	Total
<b>Expenses</b>											
5410 Construction Contracts - TCA	15,000	15,000	15,000	15,000	15,000	15,000	15,000	15,000	15,000	15,000	150,000
Total	15,000	15,000	15,000	15,000	15,000	15,000	15,000	15,000	15,000	15,000	150,000
<b>Revenues</b>											
7055 TRANSFER From Current Funds	15,000	15,000	15,000	15,000	15,000	15,000	15,000	15,000	15,000	15,000	150,000
Total	15,000	15,000	15,000	15,000	15,000	15,000	15,000	15,000	15,000	15,000	150,000

<b>Related Projects</b>	<b>Historical Approved Budget</b>				<b>Operating Budget Impact</b>		
			<b>Revenue</b>		<b>Effective Date</b> Unknown		<b>Exp/(Rev) FTE Impact</b>
	<u>Year</u>	<u>Total Expense</u>	<u>Net City Cost</u>	<u>Subsidies</u>	<b>Description</b>		0      0
	2024	45,000	0	45,000	This project is funded by annual contributions to the project from operating. The required operating transfer will be evaluated annually to ensure there is adequate funding in this program for scheduled replacements.		

<b>Year Identified</b>	<b>Start Date</b>	<b>Project Type for 2025</b>	<b>Project Lead</b>	<b>Est. Completion Date</b>
2022	January 1, 2021	Growth: 0.0 % Maintenance: 100.0 %	Jim Leether	Ongoing



# Project Version Summary

<b>Project #</b>	FRS-001-07	<b>Service Area</b>	Infrastructure Services
<b>Budget Year</b>	2025	<b>Department</b>	Public Works
<b>Asset Type</b>	Unassigned	<b>Division</b>	Fleet
<b>Title</b>	Fire & Rescue First Response Vehicle Replacement Program		
<b>Budget Status</b>	Mayor's Recommended Budget		
<b>Major Category</b>	Transportation		
<b>Wards</b>	City Wide		
<b>Version Name</b>	2017 (Active)		

**Project Description**

There is a need to maintain the replacement of fire apparatus consistent with the recommendation in the fire master plan. One of the difficulties in the acquisition of fire apparatus is the time between the decision to order and the actual delivery, which typically amounts to a minimum of 12 months. This delay makes it important to maintain an active fire truck replacement schedule to ensure that each vehicle is replaced within its normal service life.

**Version Description**

Please see document attached 15-year detailed Fire & Rescue First Response Vehicle Replacement Schedule.

Post pandemic supply chain issues remain in effect and are affecting the availability and cost of vehicles and equipment and continue to cause delays in delivery dates. Furthermore, incentives continue to be reduced or eliminated resulting in increased purchase costs. Vendors are also submitting disclaimers with their tender submissions indicating the pricing provided is subject to change after purchase orders (PO's) are issued due to parts shortages, shipping delays, high order volumes, extended lead times and volatile pricing of raw materials, parts, components, fuel and freight. When reviewing and updating the 15-year replacement plan for the 2025 budget development, Administration considered these factors as well as the deferral of replacements if condition assessments warranted doing so. It was determined that an increased contribution of \$253,000 annually for each of the three consecutive years 2025 through 2027 is required to ensure the reserves sustainability. Should operating issue 2025-0021 not be approved, significant changes to the 15-year replacement plan will be required to ensure reserve sustainability to 2039.

Pricing for the new trucks included in this plan have been updated to reflect current available 2024-2025 pricing. Pricing may continue to fluctuate over the life of the plan. Any proceeds from the sale of Fire major equipment received will be returned back to the Fire Major Equipment Reserve Fund 163.

Per CR363/2010, Report #14903 the funding source for all Fire major equipment replacements is the Fire Major Equipment Reserve (F163).

Project Comments/Reference	Version Comments
See Document Attached 7221000 7241001	

<b>Project Detailed Forecast</b>											
GL Account	2025	2026	2027	2028	2029	2030	2031	2032	2033	2034	Total
<b>Expenses</b>											
5110 Machinery & Equipment - TCA	120,000	151,000	3,220,000	8,287,000	6,222,000	294,000	259,000	1,607,000	147,000	1,423,000	21,730,000
Total	120,000	151,000	3,220,000	8,287,000	6,222,000	294,000	259,000	1,607,000	147,000	1,423,000	21,730,000
<b>Revenues</b>											
163 Fire Major Equipment	120,000	151,000	3,220,000	8,287,000	6,222,000	294,000	259,000	1,607,000	147,000	1,423,000	21,730,000
Total	120,000	151,000	3,220,000	8,287,000	6,222,000	294,000	259,000	1,607,000	147,000	1,423,000	21,730,000

Related Projects		Historical Approved Budget			Operating Budget Impact				
		Year	Total Expense	Revenue		Effective Date	Unknown	Exp/(Rev)	FTE Impact
				Net City Cost	Subsidies				
		2007	500,000	500,000	0				
		2008	500,000	500,000	0				
		2009	556,700	556,700	0				
		2010	3,297,545	3,297,545	0				
		2011	2,410,684	2,410,684	0				
		2012	2,010,316	2,010,316	0				
		2013	75,000	37,500	37,500				
		2016	149,000	149,000	0				
		2017	636,000	636,000	0				
		2018	47,000	47,000	0				
		2020	55,000	55,000	0				
		2021	74,000	74,000	0				
		2022	2,769,000	2,769,000	0				
		2023	89,000	89,000	0				
		2024	4,450,000	4,450,000	0				
Year Identified	Start Date	Project Type for 2025		Project Lead		Est. Completion Date			
2007	January 1, 2013	Growth: 0.0 % Maintenance: 100.0 %		Angela Marazita / Fire Chief Jamie Waffle / Chad Goebel		Ongoing`			

**FLEET REPLACEMENT PLAN - FIRE FLEET**

(source: FleetFocus as of July 18, 2024)

Unit	Description	Department	Adj. Cost	2025	2026	2027	2028	2029	2030	2031	2032	2033	2034	2035	2036	2037	2038	2039	
<b>Class 120 - CUBE VANS (Life Cycle 9 - 11 Years)</b>																			
3024	2012 GMC SAVANA 3500 CUTAWAY CUBE VAN	APP	105,000		111,395											154,196			
<b>Class 140 - SPORT UTILITY (Life Cycle 10 Years)</b>																			
3047	2022 CHEVROLET TAHOE LT 4X4	APP	75,000								95,008								
3048	2022 CHEVROLET TAHOE LT 4X4 DIESEL	APP	75,000								95,008								
4040	2017 FORD EXPLORER SUV XLT 4X4	APP	60,000			65,564										88,112			
4046	2018 FORD EXPLORER SUV	APP	60,000				67,531										90,755		
4050	2020 FORD EXPLORER SUV	APP	60,000						71,643										
4051	2020 FORD EXPLORER SUV	APP	60,000						71,643										
4052	2020 FORD EXPLORER SUV	APP	60,000						71,643										
<b>Class 246 - CREW CABS UTILITY (Life Cycle 7 - 9 Years)</b>																			
3026	2020 FORD F250 4X4 CREWCAB PICKUP	APP	80,000					92,742										121,007	
3036	2015 FORD F250 CREWCAB 4X4 PICKUP	APP	80,000									104,382							
3046	2022 FORD F250 XL CREWCAB 4X4 PICKUP	APP	80,000							98,390									
3049	2022 FORD F250 XL CREWCAB 4X4 PICKUP	APP	80,000							98,390									
4041	2016 FORD F250 CREWCAB PICKUP 4X4	APP	80,000	82,400									107,513						
<b>Class 4000 - FIRE RESCUE (Life Cycle 15+ Years)</b>																			
4043	2016 SPARTAN ROSENBAUER RESCUE PUMPEI	APP	970,000							1,228,767									
4047	2018 KENWORTH HACKNEY T370 ESU	APP	930,000										1,249,842						
<b>Class 4100 - FIRE ENGINE (Life Cycle 15+ Years)</b>																			
4025	2009 SPARTAN ROSENBAUER ENGINE 2	FIRE	1,320,000															2,056,517	
4026	2009 SPARTAN ROSENBAUER ENGINE 7	APP	1,320,000															2,056,517	
4027	2009 SPARTAN ROSENBAUER TANKER 8	APP	1,320,000															2,056,517	
4031	2012 SPARTAN ROSENBAUER ENGINE 5	APP	1,320,000			1,442,400													
4032	2012 SPARTAN ROSENBAUER ENGINE 1	APP	1,320,000			1,442,400													
4048	2019 ROSENBAUER COMMANDER ENG 6	APP	1,320,000										1,827,189						
4055	2023 COMMANDER ROSENBAUER	APP	1,320,000															2,056,517	
4056	2023 COMMANDER ROSENBAUER	FIRE	1,320,000															2,056,517	
4057	2023 COMMANDER ROSENBAUER	APP	1,320,000															2,056,517	
<b>Class 4300 - FIRE AERIAL (Life Cycle 15+ Years)</b>																			
4033	2013 SUTPHEN SP70 AERIAL PLATFORM	APP	2,200,000				2,476,119												
4034	2013 SUTPHEN SP70 AERIAL PLATFORM	APP	2,200,000				2,476,119												
4035	2013 SUTPHEN SP95 AERIAL PLATFORM	APP	2,500,000					2,898,185											
4036	2013 SUTPHEN SP95 AERIAL PLATFORM	APP	2,500,000					2,898,185											
<b>Class 4400 - FIRE POLICE BUS (Life Cycle 20+ Years)</b>																			
4037	2007 SPARTAN COMMAND POST BUS	APP	2,580,000				2,903,813												
<b>Total Number of Active Units:</b>				<b>29</b>															
<b>Subtotal:</b>				<b>82,400</b>	<b>111,395</b>	<b>2,950,363</b>	<b>7,923,582</b>	<b>5,889,112</b>	<b>214,929</b>	<b>196,780</b>	<b>1,418,782</b>	<b>104,382</b>	<b>1,357,356</b>	<b>1,827,189</b>	<b>0</b>	<b>242,308</b>	<b>211,763</b>	<b>12,339,102</b>	
<b>Unrecoverable HST:</b>				<b>1,450</b>	<b>1,961</b>	<b>51,932</b>	<b>139,471</b>	<b>103,660</b>	<b>3,783</b>	<b>3,464</b>	<b>24,973</b>	<b>1,837</b>	<b>23,892</b>	<b>32,162</b>	<b>0</b>	<b>4,265</b>	<b>3,727</b>	<b>217,193</b>	
<b>Total Estimated Cost:</b>				<b>83,850</b>	<b>113,355</b>	<b>3,002,295</b>	<b>8,063,053</b>	<b>5,992,772</b>	<b>218,713</b>	<b>200,244</b>	<b>1,443,756</b>	<b>106,219</b>	<b>1,381,248</b>	<b>1,859,351</b>	<b>0</b>	<b>246,573</b>	<b>215,490</b>	<b>12,556,295</b>	
<b>Emergency Replacement Contingency:</b>				<b>20,000</b>	<b>20,000</b>	<b>20,000</b>	<b>20,000</b>	<b>20,000</b>	<b>20,000</b>	<b>20,000</b>	<b>20,000</b>	<b>20,000</b>	<b>20,000</b>	<b>20,000</b>	<b>20,000</b>	<b>20,000</b>	<b>20,000</b>	<b>20,000</b>	
<b>Additional Capitalization:</b>				<b>15,914</b>	<b>16,391</b>	<b>196,964</b>	<b>202,873</b>	<b>208,959</b>	<b>55,344</b>	<b>38,003</b>	<b>143,525</b>	<b>20,159</b>	<b>20,764</b>	<b>114,061</b>	<b>0</b>	<b>45,378</b>	<b>46,739</b>	<b>770,259</b>	
<b>Budget Submission:</b>				<b>120,000</b>	<b>151,000</b>	<b>3,220,000</b>	<b>8,287,000</b>	<b>6,222,000</b>	<b>294,000</b>	<b>259,000</b>	<b>1,607,000</b>	<b>147,000</b>	<b>1,423,000</b>	<b>1,994,000</b>	<b>20,000</b>	<b>312,000</b>	<b>283,000</b>	<b>13,348,000</b>	

**Notes:**

1. Replacement costs include estimated purchase price and capitalization of \$80,000 per unit in classes 4000 to 4400 (excluding units 4037 and 4047) and \$15,000 per unit in all other classes.
2. Replacement costs are adjusted for inflation. The inflation factor is currently set to 3.00%.
3. The replacement of Fire's small fleet is based on Public Works methodology.
4. Units are placed on the schedule based on an operational assessment. Units are evaluated annually based on a variety of factors to determine if replacements are required in the current year or can be extended.





# Project Version Summary

<b>Project #</b>	OPS-001-15	<b>Service Area</b>	Infrastructure Services
<b>Budget Year</b>	2025	<b>Department</b>	Public Works
<b>Asset Type</b>	Unassigned	<b>Division</b>	Fleet
<b>Title</b>	Parks Equipment Replacement Program		
<b>Budget Status</b>	Mayor's Recommended Budget		
<b>Major Category</b>	Parks & Recreation		
<b>Wards</b>	City Wide		
<b>Version Name</b>	2017 (Active)		

**Project Description**

This project is for the replacement of Parks Off-Road equipment. The Parks off-road equipment is essential to the department and downtime due to equipment repairs results in lost productivity and man-hours, which results in the department's inability to meet expected service levels. Parks makes every effort to repair and, in some cases, rebuild equipment during the off-season.

**Version Description**

Annual budget requests are based on the Fleet and Parks Division's projections of required replacements.

Post pandemic supply chain issues remain in effect and are affecting the availability and cost of vehicles and equipment and continue to cause delays in delivery dates. Furthermore, incentives continue to be reduced or eliminated resulting in increased purchase costs. Vendors are also submitting disclaimers with their tender submissions indicating the pricing provided is subject to change after purchase orders (PO's) are issued due to parts shortages, shipping delays, high order volumes, extended lead times and volatile pricing of raw materials, parts, components, fuel and freight. When reviewing and updating the 10-year replacement plan for the 2025 budget development, Administration considered these factors as well as the deferral of replacements if condition assessments warranted doing so. It was determined that an increased contribution to the Parks Off-Road Reserve (F197) of \$70,000 annually for each of the three consecutive years 2025 through 2027 is required to ensure the reserves sustainability. Should operating issue 2025-0021 not be approved, significant changes to the 10-year replacement plan will be required to ensure reserve sustainability to 2034.

Pricing for the new equipment included in this plan have been updated to reflect available 2024-2025 pricing, pricing may continue to fluctuate over the life of the plan. Any proceeds from the sale of Parks equipment received will be returned back to the Parks Off-Road Equipment Reserve Fund 197.

<b>Project Comments/Reference</b>	<b>Version Comments</b>
See Document Attached 7221002 7231002 7241004 7251002	COMMITMENTS: CR424/2024 C 109/2024: 2025 F197 \$293,476

<b>Project Detailed Forecast</b>		2025	2026	2027	2028	2029	2030	2031	2032	2033	2034	Total
<b>GL Account</b>												
<b>Expenses</b>												
5110	Machinery & Equipment - TCA	589,000	787,000	137,000	1,123,000	1,240,000	1,299,000	952,000	1,135,000	1,594,000	2,067,000	10,923,000
	Total	589,000	787,000	137,000	1,123,000	1,240,000	1,299,000	952,000	1,135,000	1,594,000	2,067,000	10,923,000
<b>Revenues</b>												
197	Off-Road Fleet Replacement	295,524	787,000	137,000	1,123,000	1,240,000	1,299,000	952,000	1,135,000	1,594,000	2,067,000	10,629,524
197CF	Committed Funding	293,476	0	0	0	0	0	0	0	0	0	293,476
	Total	589,000	787,000	137,000	1,123,000	1,240,000	1,299,000	952,000	1,135,000	1,594,000	2,067,000	10,923,000

Related Projects		Historical Approved Budget			Operating Budget Impact				
		Year	Total Expense	Revenue		Effective Date	Unknown	Exp/(Rev)	FTE Impact
				Net City Cost	Subsidies				
		2015	345,060	345,060	0				
		2016	702,000	702,000	0				
		2017	459,000	459,000	0				
		2018	617,000	617,000	0				
		2019	451,000	451,000	0				
		2020	1,287,000	1,287,000	0				
		2021	831,000	831,000	0				
		2022	936,000	936,000	0				
		2023	752,000	752,000	0				
		2024	1,517,000	1,517,000	0				
<b>Year Identified</b>	<b>Start Date</b>	<b>Project Type for 2025</b>		<b>Project Lead</b>		<b>Est. Completion Date</b>			
2015	January 1, 2015	Growth: 0.0 % Maintenance: 100.0 %		Angela Marazita / Chad Goebel		Ongoing`			

**FLEET REPLACEMENT PLAN - PARKS OFF ROAD FLEET**

(source: FleetFocus as of July 22, 2024)

Unit	Description	Department	Adj. Cost	2025	2026	2027	2028	2029	2030	2031	2032	2033	2034
<b>Class 5000 - ZAMBONI - (LIFE CYCLE 8-10 YEARS)</b>													
5004	2008 ZAMBONI RESURFACING ICE MACHINE	ORREC	165,000								209,017		
5007	2009 ZAMBONI RESURFACING ICE MACHINE	ORREC	165,000									215,288	
5012	2005 ZAMBONI RESURFACING ICE MACHINE	ORREC	165,000								209,017		
5013	2014 ZAMBONI RESURFACING ICE MACHINE	ORREC	165,000										221,746
5014	2015 ZAMBONI RESURFACING ICE MACHINE	ORREC	165,000	169,950									
5015	2016 ZAMBONI RESURFACING ICE MACHINE	ORREC	120,000		127,308								
5016	2018 ZAMBONI RESURFACING ICE MACHINE	ORREC	120,000					139,113					
5017	2019 ZAMBONI RESURFACING ICE MACHINE	ORREC	120,000						143,286				
5018	2021 ZAMBONI RESURFACING ICE MACHINE	ORREC	120,000							147,585			
<b>Class 5100 - 10' MOWERS - (LIFE CYCLE 8-10 YEARS)</b>													
5100	2021 TORO GROUNDSMASTER 4000-D MOWEI	ORPARKS	140,000							172,182			
5101	2021 TORO GROUNDSMASTER 4000-D MOWEI	ORPARKS	140,000							172,182			
5104	2023 TORO GROUNDSMASTER 3500-D 6' MOV	ORPARKS	70,000									91,334	
5107	2022 TORO GROUNDSMASTER 4000-D MOWEI	ORPARKS	140,000									182,668	
5108	2021 TORO GROUNDSMASTER 4000-D MOWEI	ORPARKS	140,000							172,182			
5109	2021 TORO GROUNDSMASTER 4000-D MOWEI	ORPARKS	140,000							172,182			
5110	2024 TORO 4000-D GROUNDSMASTER	ORPARKS	140,000										188,148
5116	2016 TORO GROUNDSMASTER 4400-D 10' MO'	ORPARKS	140,000										188,148
5119	2016 GROUNDSMASTER 10' WINGED MOWER	ORPARKS	140,000	144,200									
5120	2016 GROUNDSMASTER 10' WINGED MOWER	ORPARKS	140,000	144,200									
5121	2018 GROUNDSMASTER 10' WINGED MOWER	ORPARKS	140,000				157,571						
5122	2019 TORO GROUNDSMASTER 4000-D 10' MO'	ORPARKS	140,000					162,298					
5123	2023 TORO GROUNDSMASTER 4000-D 10' MO'	ORPARKS	140,000									182,668	
5124	2019 TORO GROUNDSMASTER 4500-D 10' MO'	ORPARKS	140,000					162,298					
5125	2022 TORO GROUNDSMASTER 4000-D 10' MO'	ORPARKS	140,000								177,348		
5126	2022 TORO GROUNDSMASTER 4000-D 10' MO'	ORPARKS	140,000									182,668	
5127	2022 TORO GROUNDSMASTER 4000-D 10' MO'	ORPARKS	140,000									182,668	
5128	2023 TORO GROUNDSMASTER 4000-D 10' MO'	ORPARKS	140,000									182,668	
5129	2023 TORO GROUNDSMASTER 4000-D 10' MO'	ORPARKS	140,000									182,668	
<b>Class 5130 - 16' MOWERS - (LIFE CYCLE 8-10 YEARS)</b>													
5139	2022 TORO 5900-D 16' MOWER	ORPARKS	200,000								253,354		
5144	2024 TORO 5900-D GROUNDSMASTER	PARKS	200,000										268,783
5147	2024 TORO 5900-D GROUNDSMASTER	PARKS	200,000										268,783
5148	2016 TORO GROUNDSMASTER 5900-D MOWEI	ORPARKS	200,000		212,180								
5151	2018 TORO 5900-D 4WD 16' MOWER	ORPARKS	200,000				225,102						
5152	2018 TORO 5900-D 4WD 16' MOWER	ORPARKS	200,000				225,102						
5153	2019 TORO 5900-D 4WD 16' MOWER	ORPARKS	200,000					231,855					
5154	2019 TORO 5900-D 4WD 16' MOWER	ORPARKS	200,000					231,855					

**FLEET REPLACEMENT PLAN - PARKS OFF ROAD FLEET**

(source: FleetFocus as of July 22, 2024)

Unit	Description	Department	Adj. Cost	2025	2026	2027	2028	2029	2030	2031	2032	2033	2034
5155	2020 TORO 5900-D 4WD 16' MOWER	ORPARKS	200,000						238,810				
<b>Class 5160 - ZERO TURN MOWERS - (LIFE CYCLE 8-10 YEARS)</b>													
5168	2016 KUBOTA ZD-331-LP 6' MOWER	ORPARKS	25,000										33,598
5170	2019 KUBOTA ZD-1211L-72 ZERO TURN MOWE	ORPARKS	25,000					28,982					
5171	2019 KUBOTA ZD-1211L-72 ZERO TURN MOWE	ORPARKS	25,000					28,982					
5172	2019 KUBOTA ZD-1211L-72 ZERO TURN MOWE	ORPARKS	25,000					28,982					
5173	2020 KUBOTA ZERO TURN REAR MOWER	ORPARKS	25,000						29,851				
5174	2020 KUBOTA ZERO TURN REAR MOWER	ORPARKS	25,000						29,851				
5175	2020 KUBOTA ZERO TURN REAR MOWER	ORPARKS	25,000						29,851				
5176	2020 KUBOTA ZERO TURN REAR MOWER	ORPARKS	25,000						29,851				
<b>Class 5180 - SLOPE MOWERS - (LIFE CYCLE 12-15 YEARS)</b>													
5181	2015 STEINER STEEP SLOPE CUTTING MOWE	ORPARKS	52,406				58,983						
5182	2015 STEINER STEEP SLOPE CUTTING MOWE	ORPARKS	52,406				58,983						
<b>Class 5190 - TOW BEHIND MOWERS - (LIFE CYCLE 8-10 YEARS)</b>													
5193	2017 BUSH HOG FLEX WING ROTARY CUTTER	ORPARKS	35,000			38,245							
5194	2020 BUSH HOG 13810VC TOW BEHIND MOWE	ORPARKS	35,000						41,792				
<b>Class 5200 - ALL TERRAIN VEHICLES - (LIFE CYCLE 8-10 YEARS)</b>													
5208	2022 YAMAHA UMAX 2 WITH RALLY OPTIONS	ORPARKS	20,000								25,335		
5209	2022 YAMAHA UMAX 2 WITH RALLY OPTIONS	ORHORT	20,000								25,335		
5211	2020 KUBOTA RTV500-H CART	ORPARKS	20,000						23,881				
5212	2020 KUBOTA RTV500-H CART	ORPARKS	20,000						23,881				
5215	2022 YAMAHA UMAX 2 WITH RALLY OPTIONS	ORPARKS	20,000								25,335		
5216	2022 YAMAHA UMAX 2 WITH RALLY OPTIONS	ORPARKS	20,000								25,335		
5228	2020 KUBOTA RTV500-H UTILITY VEHICLE	ORPARKS	20,000						23,881				
5229	2021 KUBOTA RTV500-H UTILITY VEHICLE	ORPARKS	20,000							24,597			
5230	2022 YAMAHA UMAX 2 WITH RALLY OPTIONS	ORPARKS	20,000								25,335		
5231	2022 YAMAHA UMAX 2 WITH RALLY OPTIONS	ORPARKS	20,000								25,335		
5236	2016 KUBOTA RTV1100 UTILITY VEHICLE	ORPARKS	45,000										60,476
5237	2016 KUBOTA RTV1100 UTILITY VEHICLE	SOLD	45,000										60,476
5238	2016 KUBOTA RTV500 UTILITY VEHICLE	ORPARKS	20,000										26,878
5239	2016 KUBOTA RTV500 UTILITY VEHICLE	ORPARKS	20,000										26,878
5240	2016 KUBOTA RTV500 UTILITY VEHICLE	ORPARKS	20,000										26,878
5241	2016 KUBOTA RTV500 UTILITY VEHICLE	ORPARKS	20,000										26,878
5242	2016 KUBOTA RTV500 UTILITY VEHICLE	ORPARKS	20,000										26,878
5243	2016 YAMAHA CONCIERGE 6 ART CART	ORREC	30,000		31,827								
5244	2017 KUBOTA RTV500 CART	ORREC	20,000			21,855							
5245	2018 KUBOTA RTV500 CART	ORPARKS	20,000				22,510						
5246	2018 KUBOTA RTV500 CART	ORPARKS	20,000				22,510						
5247	2018 KUBOTA RTV500 CART	ORHORT	20,000				22,510						

**FLEET REPLACEMENT PLAN - PARKS OFF ROAD FLEET**

(source: FleetFocus as of July 22, 2024)

Unit	Description	Department	Adj. Cost	2025	2026	2027	2028	2029	2030	2031	2032	2033	2034
5248	2018 KUBOTA RTV500 CART	ORPARKS	20,000				22,510						
5249	2018 KUBOTA RTV500 CART	ORHORT	20,000				22,510						
5250	2018 KUBOTA RTV500 CART	ORPARKS	20,000				22,510						
5251	2018 KUBOTA RTV500 CART	ORPARKS	20,000				22,510						
5252	2018 KUBOTA RTV X900W TRACTOR	ORFOREST	30,000				33,765						
<b>Class 5270 - TOOLCATS - (LIFE CYCLE 8-10 YEARS)</b>													
5273	2016 BOBCAT MODEL 5600-F TOOLCAT	ORPARKS	105,000										141,111
<b>Class 5300 - TRACTORS - (LIFE CYCLE 15-20 YEARS)</b>													
5301	2010 KUBOTA L3240D TRACTOR	SOLD	60,000										
5302	2021 KIOTI ENCLOSED CAB TRACTOR	ORPARKS	45,792										Year 2036
5309	2011 KUBOTA L3940 TRACTOR	ORPARKS	66,000		70,019								
5311	2011 KUBOTA L3940 TRACTOR	ORPARKS	66,000		70,019								
5312	2011 KUBOTA L3940 TRACTOR	ORPARKS	66,000		70,019								
5313	2011 KUBOTA L3940 TRACTOR	ORPARKS	66,000		70,019								
5319	2014 JOHN DEERE TRACTOR MOWER BOOM	ORPARKS	291,034										391,125
5320	2018 KIOTI PX1153 PCB TRACTOR	ORPARKS	68,688								89,622		
5321	2019 KUBOTA L4060 TRACTOR LOADER	ORFOREST	66,000										Year 2039
5322	2020 KIOTI TRACTORS PX1153 POWER SHUTT	ORPARKS	65,000										Year 2035
5323	2020 KIOTI TRACTOR DK4710SE HST CAB	ORPARKS	65,000										Year 2035
5324	2020 KIOTI TRACTOR DK4710SE HST CAB	ORPARKS	65,000										Year 2035
5325	2020 KIOTI TRACTOR DK4710SE HST CAB	ORPARKS	65,000										Year 2035
5326	2021 KIOTI TRACTOR CAB LOADER	ORPARKS	65,000										Year 2036
5327	2021 KIOTI TRACTOR CAB LOADER	ORPARKS	65,000										Year 2036
5328	2021 KIOTI TRACTOR CAB LOADER	ORPARKS	65,000										Year 2036
<b>Class 5400 - SKID STEER / LOADERS - (LIFE CYCLE 12-15 YEARS)</b>													
5403	2014 BOBCAT SKID STEER LOADER	ORPARKS	111,936				129,765						
5405	2015 MELROE BOBCAT ALL-WHEEL LOADER	ORPARKS	111,936						133,657				
5406	2022 COMPACT SKID STEER LOADER- S770	ORPARKS	111,936										Year 2037
<b>Class 5500 - FORK LIFTS - (LIFE CYCLE 20-22 YEARS)</b>													
5501	2012 STARKE FORKLIFT	ORPARKS	31,546								39,962		
5503	2003 NOBLE 8 TON FORKLIFT	ORHORT	135,000										
<b>Class 5600 - RAKES - (LIFE CYCLE 12-15 YEARS)</b>													
5601	2013 TORO MODEL 3040 SAND PRO RAKE	ORPARKS	45,000	46,350									
5607	2014 TORO MODEL 3040 SAND PRO RAKE	ORPARKS	45,000		47,741								
5609	2022 BEACHTECH MDL 200 BEACH CLEANER	ORPARKS	82,209										Year 2037
5610	2023 BANNERMAN STONE BURIER	ORPARKS	23,000										Year 2038
5611	2023 KUBOTA OS1572 OVERSEEDER	ORPARKS	25,000										Year 2038
5645	2024 TORO SAND PRO 5040 - BUNKER RAKE	PARKS	45,000										Year 2039
5646	2024 TORO SAND PRO 5040 - BUNKER RAKE	PARKS	45,000										Year 2039

**FLEET REPLACEMENT PLAN - PARKS OFF ROAD FLEET**

(source: FleetFocus as of July 22, 2024)

Unit	Description	Department	Adj. Cost	2025	2026	2027	2028	2029	2030	2031	2032	2033	2034	
5682	2020 FOLEY BLADE SHARPENING MACHINE	ORPARKS	0										Year 2035	
<b>Class 5700 - ATTACHMENTS - (LIFE CYCLE 20-22 YEARS)</b>														
5701	2008 HORST SNOW PLOW BLADE	ORPARKS	25,000				28,138							
5702	2018 JOHN DEERE UTILITY TRACTOR	ORPARKS	150,000										Year 2038	
5703	2019 RC TRAILERS COVERED TRAILER	ORPARKS	20,000										Year 2039	
5704	2021 TORO PRO FORCE DEBRIS BLOWER	ORPARKS	16,000										Year 2041	
5705	2021 TORO VERSA VAC TURF SWEEPER	ORPARKS	45,000										Year 2041	
5706	2021 TORO WIRELESS TOP DRESSER	ORPARKS	62,000										Year 2041	
<b>Class 5800 - TRACKLESS UTILITY - (LIFE CYCLE 10 YEARS)</b>														
5803	2020 TRACKLESS MT7 TRACTOR WITH BROOM	ORPARKS	190,000						226,870					
5804	2020 TRACKLESS MT7 TRACTOR WITH BROOM	ORPARKS	190,000						226,870					
<b>Class 5850 - BOATS - (LIFE CYCLE 10 YEARS)</b>														
5850	2018 PRINCECRAFT PONTOON BOAT	ORREC	75,000				84,413							
5851	2018 MIDWEST INDUSTRIAL BOAT TRAILER	ORREC	0											
<b>Total Number of Active Units:</b>		116												
				<b>Subtotal:</b>	504,700	699,133	60,100	1,029,629	1,144,129	1,202,334	860,912	1,040,710	1,492,253	1,956,788
				<b>Unrecoverable HST:</b>	8,884	12,306	1,058	18,124	20,139	21,163	15,154	18,319	26,267	34,443
				<b>Total Estimated Cost:</b>	513,584	711,439	61,158	1,047,752	1,164,268	1,223,498	876,065	1,059,028	1,518,520	1,991,231
				<b>Emergency Replacement Contingency:</b>	75,000	75,000	75,000	75,000	75,000	75,000	75,000	75,000	75,000	75,000
				<b>Budget Submission:</b>	589,000	787,000	137,000	1,123,000	1,240,000	1,299,000	952,000	1,135,000	1,594,000	2,067,000

**Notes:**

- Adjusted costs include purchase price plus capitalization.
- Estimated replacement costs represent the adjusted cost plus an annual inflation factor from the current date. [Replacement costs have been adjusted for current market pricing.] The inflation factor is currently set to 3.00%.
- Units are placed on the schedule based on an operational assessment. Units are evaluated annually based on a variety of factors to determine if replacements are required in the current year or can be extended.





# Project Version Summary

<b>Project #</b>	OPS-001-17	<b>Service Area</b>	Infrastructure Services
<b>Budget Year</b>	2025	<b>Department</b>	Public Works
<b>Asset Type</b>	Unassigned	<b>Division</b>	Fleet
<b>Title</b>	Fuel Site Equipment Replacement		
<b>Budget Status</b>	Mayor's Recommended Budget		
<b>Major Category</b>	Transportation		
<b>Wards</b>	City Wide		
<b>Version Name</b>	Main (Active)		

<b>Project Description</b>	
<p>The City of Windsor owns and operates 9 fuel sites at various locations across the City for Corporate use. The City also owns and operates 1 retail fuel site at Lakeview Park Marina located at 9200 Riverside Drive East.</p> <p>In 2017, electric vehicles were introduced in the Corporate fleet requiring the installation of charging stations. As the fleet transitions to more electric vehicles, additional charging stations will be installed and added to the infrastructure inventory.</p> <p>This project is for the replacement of fuel site equipment to ensure fuel is available to the Corporate and Police Services fleets and to comply with legislated requirements of the Liquid Fuels Handling code which is monitored by the Technical Standards and Safety Authority (TSSA).</p>	
<b>Version Description</b>	
<p>A detailed replacement schedule including all sites and equipment with required funding by year is attached for information.</p> <p>The City purchased and installed 20 charging stations between 2021 – 2023 as approved by Natural Resources Canada’s Zero Emission Vehicle Infrastructure Program (ZEVIP). The fuel site inventory plan will be updated as additional charging stations are installed.</p>	
<b>Project Comments/Reference</b>	<b>Version Comments</b>
See Document Attached 7221007	<p>A new coloured diesel tank is being installed at Fire Station #2 located at 3121 Milloy Street to support Parks operations in 2024. Once completed, the fuel site inventory plan will be updated to reflect this change.</p> <p>A diesel exhaust fluid (DEF) tank is scheduled to be added to the Environmental Services fuel site in 2024. Once completed, the fuel site inventory plan will be updated to reflect this change.</p>

Project Detailed Forecast												
GL Account		2025	2026	2027	2028	2029	2030	2031	2032	2033	2034	Total
<b>Expenses</b>												
5110	Machinery & Equipment - TCA	17,780	0	19,950	50,000	50,000	50,000	50,000	122,200	100,000	171,179	631,109
Total		17,780	0	19,950	50,000	50,000	50,000	50,000	122,200	100,000	171,179	631,109
<b>Revenues</b>												
153	Wastewater Sewer Surcharge	0	0	0	0	0	0	0	0	0	14,402	14,402
169	Pay As You Go - Capital Reserve	0	0	0	0	0	0	0	0	100,000	150,000	250,000
221	Service Sustainability Investm	17,780	0	19,950	50,000	50,000	50,000	50,000	122,200	0	0	359,930
234	Stormwater Sewer Surcharge	0	0	0	0	0	0	0	0	0	6,777	6,777
Total		17,780	0	19,950	50,000	50,000	50,000	50,000	122,200	100,000	171,179	631,109
<b>Related Projects</b>		<b>Historical Approved Budget</b>					<b>Operating Budget Impact</b>					
				<b>Revenue</b>			<b>Effective Date</b>		<b>Unknown</b>		<b>Exp/(Rev) FTE Impact</b>	
		<b>Year</b>	<b>Total Expense</b>	<b>Net City Cost</b>	<b>Subsidies</b>		<b>Description</b>				<b>0</b>	<b>0</b>
		2022	289,100	289,100	0		Any budget deferral in approved funding will result in an increase in operating costs to maintain equipment and comply with legislated requirements.					
		2023	36,300	36,300	0							
		2024	62,000	62,000	0							
<b>Year Identified</b>	<b>Start Date</b>	<b>Project Type for 2025</b>			<b>Project Lead</b>		<b>Est. Completion Date</b>					
2017	January 1, 2020	Growth: 0.0 % Maintenance: 100.0 %			Angela Marazita		Ongoing`					



**Fuel Site Replacement Schedule 2024-07-25**

Fuel Site	Component	Installation Year	Expected Life*	Replacement Year**	Replacement Cost***	2025	2026	2027	2028	2029	2030	2031	2032	2033	2034
Crawford Yard	2 x 22700L UST Fuel Tank	1990	30-40 years	2022	\$ 250,000.00										
	2 x Dispenser w/ Fuel Pumps	2009	10-15 years	2024	\$ 45,000.00										
	2200L AST Fuel Tank + Fill-Rite Pump	2016	15-25 years	2036	\$ 7,000.00										
	FuelFocus Controller (8-Hose)	2019	10 years	2029	\$ 30,000.00					\$ 27,800.00					
	VeederRoot	2009	20-25 years	2028	\$ 55,000.00				\$ 50,000.00						
	Underground Piping	2009	20-25 years	2022	\$ 60,000.00										
	Canopy	2009	20-25 years	2034	\$ 135,000.00									\$ 83,270.00	\$ 96,280.00
	2200L AST Waste Oil Tank	2020	15-25 years	2040	\$ 10,000.00										
Parks McDougall	4600L AST Fuel Tank	2014	15-25 years	2034	\$ 12,000.00										\$ 15,960.00
	7500L AST Fuel Tank w/ Steps	2014	15-25 years	2034	\$ 18,000.00										\$ 23,940.00
	2 x Dispenser w/ Fuel Pumps	1991	10-15 years	2022	\$ 40,000.00										
	2200L AST Fuel Tank + Fill-Rite Pump	2020	15-25 years	2040	\$ 7,000.00										
	FuelFocus Controller (4-Hose)	2020	10 years	2030	\$ 30,000.00					\$ 25,000.00					
Little River	4600L AST Fuel Tank + Fill-Rite Pump	2010	15-25 years	2031	\$ 8,500.00							\$ 10,300.00			
	4500L AST Fuel Tank + Fill-Rite Pump	2020	15-25 years	2040	\$ 8,500.00										
	2200L AST Fuel Tank + Fill-Rite Pump	2020	15-25 years	2040	\$ 7,000.00										
	FuelFocus Controller (4-Hose)	2020	10 years	2030	\$ 30,000.00					\$ 25,000.00					
Malden Park	2 x 2300L AST Fuel Tank + Fill-Rite Pumps	2012	15-25 years	2032	\$ 14,000.00								\$ 14,800.00		
	FuelFocus Controller (2-Hose)	2014	10 years	2024	\$ 25,000.00										
Solid Waste	4600L AST Fuel Tank + Fill-Rite Pump	2011	15-25 years	2033	\$ 8,500.00									\$ 11,050.00	
	8850L AST Fuel Tank + 2 x High Flow Fill-Rite Pumps	2021	15-25 years	2041	\$ 25,000.00										
	FuelFocus Controller (4-Hose)	2021	10 years	2031	\$ 30,000.00							\$ 26,100.00			
Fire Station #1 (Goyeau St.)	4500L Dual Comp. AST Fuel Tank + Fill-Rite Pumps	2018	15-25 years	2038	\$ 12,000.00										
	FuelFocus Controller (2-Hose)	2019	10 years	2029	\$ 25,000.00					\$ 22,200.00					
Fire Station #2 (Milloy St.)	4500L AST Fuel Tank + Fill-Rite Pump	2005	15-25 years	2025	\$ 8,500.00	\$ 8,890.00									
	FuelFocus Controller (2-Hose)	2024	10 years	2034	\$ 25,000.00										\$ 33,250.00
Fire Station #3 (Ouellette Ave.)	4500L AST Fuel Tank + Fill-Rite Pump	2005	15-25 years	2025	\$ 8,500.00	\$ 8,890.00									
	2 x 2300L AST Fuel Tank + Fill-Rite Pumps	2017	15-25 years	2037	\$ 14,000.00										
Fire Apparatus (Kew Dr.)	2 x 2300L AST Fuel Tank + Fill-Rite Pumps	2017	15-25 years	2037	\$ 14,000.00										
	FuelFocus Controller (2-Hose)	2017	10 years	2027	\$ 25,000.00			\$ 19,950.00							
Lakeview Marina	35000L Dual Compartment UST Fuel Tank w/ Pumps	2017	30-40 years	2047	\$ 250,000.00										
	2 x Dispenser	2017	10-15 years	2032	\$ 45,000.00								\$ 51,800.00		
	VeederRoot	2017	20-25 years	2037	\$ 55,000.00										
	Underground Piping	2017	20-25 years	2037	\$ 60,000.00										
Electric Charging Stations	Level 2 Charging Station - Crawford Yard (Unit #0485)	2017	10 years	2031	\$ 2,000.00							\$ 2,720.00			
	Level 2 Charging Station - Crawford Yard (Unit #0490)	2019	10 years	2033	\$ 2,000.00									\$ 2,840.00	
	Level 2 Charging Station - 1266 McDougall (Unit #0486)	2019	10 years	2031	\$ 2,000.00							\$ 2,720.00			
	Level 2 Charging Station - 1266 McDougall (Unit #0487)	2019	10 years	2031	\$ 2,000.00							\$ 2,720.00			
	Level 2 Charging Station - Lou Romano Plant (Unit #0488)	2019	10 years	2031	\$ 2,000.00							\$ 2,720.00			
	Level 2 Charging Station - 400 City Hall (Unit #0489)	2019	10 years	2031	\$ 2,000.00							\$ 2,720.00			
	Level 2 Charging Station - Fire Station #1 (Unit #3039)	2019	10 years	2033	\$ 2,000.00									\$ 2,840.00	
	Level 2 Charging Stations - Solid Waste Yard (8 Units)	2022	10 years	2032	\$ 16,000.00								\$ 22,240.00		
	Level 2 Charging Stations - Parks McDougall Yard (3 Units)	2022	10 years	2032	\$ 6,000.00								\$ 8,340.00		
	Level 2 Charging Stations - Crawford Yard (9 Units)	2022	10 years	2032	\$ 18,000.00								\$ 25,020.00		
<b>Totals:</b>						\$ 17,780.00	\$	\$ 19,950.00	\$ 50,000.00	\$ 50,000.00	\$ 50,000.00	\$ 50,000.00	\$ 122,200.00	\$ 100,000.00	\$ 169,430.00

\*Expected life ranges provided by MWH Petroleum, Waddick Fuels, AssetWorks, and Sun Country Highway (electric charging stations).

\*\*Replacement year to be selected within expected life range. Historically, above ground storage tanks have lasted 20 years on average and dispensers over 15 years. Replacements of all other components have been assigned to the first year of the expected life range.

\*\*\*Replacement costs based on estimates provided by suppliers and inflated historical costs and do not include clean up costs of any contaminated soil or ground water. See the Replacement Cost Estimates sheets for details by component. Replacement cost for Lakeview Marina fuel site estimated based on replacement costs for individual components of Crawford Yard fuel site.

\*\*\*\*Replacement costs from 2023 for fuel sites and 2019 for electric charging stations inflated annually by 3% (not compounded).



## Project Version Summary

<b>Project #</b>	OPS-001-20	<b>Service Area</b>	Infrastructure Services
<b>Budget Year</b>	2025	<b>Department</b>	Public Works
<b>Asset Type</b>	Unassigned	<b>Division</b>	Fleet
<b>Title</b>	Corporate Fleet Software Systems		
<b>Budget Status</b>	Mayor's Recommended Budget		
<b>Major Category</b>	Corporate Technology		
<b>Wards</b>	City Wide		
<b>Version Name</b>	Main (Active)		

### Project Description

This project is to address fleet software systems related improvements and upgrades to ensure efficient operations in all fleet areas.

FleetFocus is the corporate fleet management software solution utilized to track and manage all functions related to fleet assets including processing of repair and preventative maintenance work orders and capturing operating expenses (i.e. fuel, parts, licensing, insurance, depreciation). It is also utilized to manage fleet replacement planning as well as parts and tool inventories. Fire does not utilize FleetFocus.

FuelFocus is the corporate fuel management system utilized by Public Works Operations at corporate fuel sites to control access, manage the supply, usage and costing of fuel to vehicles and equipment. The City of Windsor owns and operates 9 corporate fuel sites and is working towards automating all sites to eliminate manual records as per the Fuel Site Review completed in 2014.

FOCUS is the corporate GPS/AVL system utilized to track location, travel patterns and usage of those units that have been equipped with the technology.

### Version Description

#### Fleet Management System - FleetFocus:

Migration to a web-based system will allow users to leverage new features and gain efficiencies, improve system availability and decrease maintenance requirements. It will also provide many role-based portals and provide enhanced reporting functionality. Moving to a web-based software application will allow users to access the software from any network connected personal computer and decrease the maintenance requirements for the Information Technology Department. It will also allow users to leverage new features as new development and enhancements are directed towards the web version of the software. The estimated cost of the migration includes the purchase of software licences, implementation services and training as well as the impact of the US exchange rate.

#### Fuel Management System - FuelFocus:

Four fuel sites (Crawford, Malden Park, Fire Station 1 - Goyeau, and Fire Apparatus - Kew) are currently operating with Windows 7 and require an upgrade to Windows 10. The cost to complete the upgrade to Windows 10 is approximately \$12,000 per site. Four fuel sites (Parks McDougall, Little River, Environmental Services and Fire Station #2 – Milloy) are currently operating with Windows 10. There are 2 sites that have not yet been automated and rely on manual records. These sites are located at 3121 Milloy and 2750 Ouellette. This project will address the implementation of the City's fuel management system (FuelFocus) at these fuel sites.

#### GPS / AVL System - FOCUS:

Additional functionality will enhance tracking and reporting capabilities and driver behaviour management. This contract has two (2) one year extensions remaining.

#### Vehicle Inspections - DriveON:

A new digital program combining emission and safety inspections for heavy diesel commercial motor vehicles, called DriveON, will replace the current provincial Heavy Diesel Emissions and Motor Vehicle Inspection Station (MVIS) program. The new program will require training for technicians and the purchase of inspection equipment including tablets and sticker printers as well as an upgrade to the garage wi-fi.

Project Comments/Reference	Version Comments
7209002 This project is a consolidation and replaces: OPS-002-16 Fuel Site Automation Initiatives and OPS-005-16 FleetFocus Web Migration.	There is an annual software maintenance fee for the FleetFocus system that is shared among the fleet areas. The Fire department is no longer utilizing FleetFocus as a work order management system as of 2021. The database was moved to a new server in 2021 to prepare for the migration to a web-based environment and an upgrade of the existing FleetFocus graphic user interface (GUI) version was completed in 2023. Automation of the fuel sites at the Apparatus Division of Fire was completed in 2017 and Fire Headquarters was completed in 2019. The automation and upgrade of Fire Station #2 on Milloy is scheduled for 2024. The Environmental fuel site was upgraded in 2021 to include both clear and coloured diesel.

Project Detailed Forecast												
GL Account	2025	2026	2027	2028	2029	2030	2031	2032	2033	2034	Total	
<b>Expenses</b>												
5126 Computer Software	50,000	50,000	50,000	50,000	50,000	50,000	50,000	60,000	60,000	100,000	570,000	
Total	50,000	50,000	50,000	50,000	50,000	50,000	50,000	60,000	60,000	100,000	570,000	
<b>Revenues</b>												
153 Wastewater Sewer Surcharge	0	0	0	0	0	0	0	0	0	8,500	8,500	
169 Pay As You Go - Capital Reserve	37,500	37,500	37,500	37,500	37,500	37,500	37,500	45,000	45,000	75,000	427,500	
221 Service Sustainability Investm	12,500	12,500	12,500	12,500	12,500	12,500	12,500	15,000	15,000	12,500	130,000	
234 Stormwater Sewer Surcharge	0	0	0	0	0	0	0	0	0	4,000	4,000	
Total	50,000	50,000	50,000	50,000	50,000	50,000	50,000	60,000	60,000	100,000	570,000	

Related Projects	Historical Approved Budget				Operating Budget Impact		
	Year	Total Expense	Revenue		Effective Date	Unknown	Exp/(Rev) FTE Impact
			Net City Cost	Subsidies	Description		0 0
	2020	20,000	20,000	0	No Operating Budget Impact		
	2021	50,000	50,000	0			
	2022	85,000	85,000	0			
	2023	50,000	50,000	0			
	2024	50,000	50,000	0			
Year Identified	Start Date	Project Type for 2025		Project Lead	Est. Completion Date		
2020	January 1, 2020	Growth: 75.0 % Maintenance: 25.0 %		Angela Marazita / Abe El Shaer	Ongoing		



# Project Version Summary

<b>Project #</b>	OPS-001-23	<b>Service Area</b>	Infrastructure Services
<b>Budget Year</b>	2025	<b>Department</b>	Public Works
<b>Asset Type</b>	Unassigned	<b>Division</b>	Fleet
<b>Title</b>	Fleet Garage Equipment		
<b>Budget Status</b>	Mayor's Recommended Budget		
<b>Major Category</b>	Transportation		
<b>Wards</b>	City Wide		
<b>Version Name</b>	Main (Active)		

## Project Description

The Fleet Division operates from multiple locations. This project is for the purchase of garage equipment required to comply with legislated requirements for the maintenance and repair of vehicles and equipment.

## Version Description

There are many pieces of equipment vital to the Fleet Division to perform their day-to-day service for the corporation.

Equipment currently under review to be included on an ongoing replacement schedule includes:

- 6 Hoists
- 6 Lifts
- 2 Compressors
- Parts Washer
- Power Washer
- 2 Drill Presses
- Hydraulic Press
- 2 Metal Band Saws
- Welders, 1 large mig/stick, 1 TIG, 1 Small Mig
- Sand Blaster
- Tire Balancing Machine
- Passenger Tire Mounting Machine
- Truck Tire Mounting Machine
- Tire Spreader
- Tenant Sweeper
- Blue Giant Lift
- Pressure Washer
- Belt Sander

The cost to replace the six (6) hoists is estimated between \$500,000 to \$700,000.

## Project Comments/Reference

## Version Comments





## Project Version Summary

<b>Project #</b>	OPS-002-17	<b>Service Area</b>	Infrastructure Services
<b>Budget Year</b>	2025	<b>Department</b>	Public Works
<b>Asset Type</b>	Unassigned	<b>Division</b>	Fleet
<b>Title</b>	Fuel Site Program		
<b>Budget Status</b>	Mayor's Recommended Budget		
<b>Major Category</b>	Transportation		
<b>Wards</b>	Ward 3		
<b>Version Name</b>	Main (Active)		

### Project Description

The City of Windsor owns and operates 9 fuel sites at the following locations:

- Crawford Yard - 1531 Crawford Avenue
- McDougall Parks Yard – 2461 McDougall
- Malden Park – 4255 Matchette Road
- Little River Parks Yard – 9578 Little River Road
- Environmental Services Yard – 3540 North Service Road
- Fire Station #1 – 815 Goyeau Street
- Fire Station #2 – 3121 Milloy
- Fire Station #3 – 2750 Ouellette Avenue
- Fire Apparatus – 2885 Kew Drive

The City also owns and operates 1 retail fuel site at Lakeview Park Marina located at 9200 Riverside Drive East.

On behalf of the government of Ontario, the Technical Standards and Safety Authority (TSSA) regulates fuel sites to ensure conformance to the Technical Standards and Safety Act, 2000, and applicable regulations, codes and standards. The Liquid Fuels Handling Code is a provincial code developed by the TSSA and regulates the storage and handling of fuels at bulk plants, marinas, retail outlets and private outlets.

This project is to ensure the safe operation of all corporate fuel sites and to maintain compliance with provincial regulations.

### Version Description

The Liquid Fuels Handling Code 2017 was adopted by the TSSA on June 14, 2017, and is effective October 1, 2017. As a result, rehabilitation is required at various sites to ensure compliance with the new regulation.

An inspection of each corporate fuel site is completed every five (5) years. The last inspections were completed in 2023. This project will address the implementation of recommendations from the vendor.

### Project Comments/Reference

7221055

### Version Comments

Project Detailed Forecast		2025	2026	2027	2028	2029	2030	2031	2032	2033	2034	Total
<b>Expenses</b>												
5110	Machinery & Equipment - TCA	50,000	50,000	50,000	25,000	25,000	25,000	25,000	25,000	25,000	28,125	328,125
Total		50,000	50,000	50,000	25,000	25,000	25,000	25,000	25,000	25,000	28,125	328,125
<b>Revenues</b>												
153	Wastewater Sewer Surcharge	0	0	0	0	0	0	0	0	0	2,125	2,125
169	Pay As You Go - Capital Reserve	0	0	0	0	0	0	0	0	25,000	25,000	50,000
221	Service Sustainability Investm	50,000	50,000	50,000	25,000	25,000	25,000	25,000	25,000	0	0	275,000
234	Stormwater Sewer Surcharge	0	0	0	0	0	0	0	0	0	1,000	1,000
Total		50,000	50,000	50,000	25,000	25,000	25,000	25,000	25,000	25,000	28,125	328,125

Related Projects	Historical Approved Budget				Operating Budget Impact		
			Revenue		Effective Date	Unknown	Exp/(Rev) FTE Impact
	Year	Total Expense	Net City Cost	Subsidies	Description		0 0
	2022	153,240	153,240	0	Any budget deferral in approved funding will result in an increase in operating costs to maintain sites and comply with legislated requirements.		
	2023	6,050	6,050	0			
	2024	50,000	50,000	0			

Year Identified	Start Date	Project Type for 2025	Project Lead	Est. Completion Date
2017	January 1, 2017	Growth: 0.0 % Maintenance: 100.0 %	Angela Marazita	Ongoing`



# Project Version Summary

<b>Project #</b>	OPS-005-08	<b>Service Area</b>	Infrastructure Services
<b>Budget Year</b>	2025	<b>Department</b>	Public Works
<b>Asset Type</b>	Unassigned	<b>Division</b>	Fleet
<b>Title</b>	Corporate Fleet Replacement Program		
<b>Budget Status</b>	Mayor's Recommended Budget		
<b>Major Category</b>	Transportation		
<b>Wards</b>	City Wide		
<b>Version Name</b>	Main (Active)		

**Project Description**  
 This project is for the replacement of dedicated vehicles and equipment in the corporate fleet.

**Version Description**  
 Annual budget requests are based on the Fleet Division's projections of required replacements.  
 Post pandemic supply chain issues remain in effect and are affecting the availability and cost of vehicles and equipment and continue to cause delays in delivery dates. Furthermore, incentives continue to be reduced or eliminated resulting in increased purchase costs. Vendors are also submitting disclaimers with their tender submissions indicating the pricing provided is subject to change after purchase orders (PO's) are issued due to parts shortages, shipping delays, high order volumes, extended lead times and volatile pricing of raw materials, parts, components, fuel and freight. When reviewing and updating the 10-year replacement plan for the 2025 budget development, Administration considered these factors as well as the deferral of replacements if condition assessments warranted doing so. It was determined that an increased contribution to the Corporate Fleet Replacement Reserve (F136) of \$300,000 annually for each of the three consecutive years 2025 through 2027 is required to ensure the reserves sustainability. Should operating issue 2025-0021 not be approved, significant changes to the 10-year replacement plan will be required to ensure reserve sustainability through to 2034.  
 Pricing for the new equipment included in this plan have been updated to reflect available 2024-2025 pricing. Pricing may continue to fluctuate over the life of the plan. Any proceeds from the sale of dedicated corporate equipment received will be returned back to the Fleet Equipment Reserve Fund 136.

<b>Project Comments/Reference</b>	<b>Version Comments</b>
See Document Attached 7201008 7211033 7221004 7231003 7241002 7251001	COMMITMENTS: CR424/2024 C 109/2024: 2025 F136 \$456,984

<b>Project Detailed Forecast</b>		2025	2026	2027	2028	2029	2030	2031	2032	2033	2034	Total
<b>Expenses</b>												
5110	Machinery & Equipment - TCA	1,483,000	2,834,000	4,207,000	1,547,000	3,675,000	2,346,000	2,428,000	5,512,000	4,323,000	4,061,000	32,416,000
	Total	1,483,000	2,834,000	4,207,000	1,547,000	3,675,000	2,346,000	2,428,000	5,512,000	4,323,000	4,061,000	32,416,000
<b>Revenues</b>												
136	Equipment Replacement	1,026,016	2,834,000	4,207,000	1,547,000	3,675,000	2,346,000	2,428,000	5,512,000	4,323,000	4,061,000	31,959,016
136CF	Committed Funding	456,984	0	0	0	0	0	0	0	0	0	456,984
	Total	1,483,000	2,834,000	4,207,000	1,547,000	3,675,000	2,346,000	2,428,000	5,512,000	4,323,000	4,061,000	32,416,000



Related Projects		Historical Approved Budget			Operating Budget Impact				
		Year	Total Expense	Revenue		Effective Date	Unknown	Exp/(Rev)	FTE Impact
				Net City Cost	Subsidies				
		2008	2,000,000	2,000,000	0				
		2009	2,500,000	2,500,000	0				
		2010	1,625,171	1,625,171	0				
		2011	872,732	872,732	0				
		2012	1,750,000	1,750,000	0				
		2013	1,240,000	1,240,000	0				
		2014	780,000	780,000	0				
		2015	1,131,000	1,131,000	0				
		2016	1,560,500	1,560,500	0				
		2017	1,021,000	1,021,000	0				
		2018	1,574,000	1,574,000	0				
		2019	2,606,000	2,606,000	0				
		2020	2,288,000	2,288,000	0				
		2021	1,057,000	1,057,000	0				
		2022	1,920,000	1,920,000	0				
		2023	2,498,000	2,498,000	0				
		2024	2,759,936	2,759,936	0				
Year Identified	Start Date	Project Type for 2025	Project Lead	Est. Completion Date					
2008	January 1, 2015	Growth: 0.0 % Maintenance: 100.0 %	Angela Marazita / Chad Goebel	Ongoing`					

**FLEET REPLACEMENT SCHEDULE - CORPORATE FLEET**

(source: FleetFocus as of July 30, 2024)

Unit	Description	Department	Adjusted Cost	2025	2026	2027	2028	2029	2030	2031	2032	2033	2034
<b>Class 110 - VANS (Life Cycle 7 - 9 Years)</b>													
0250	2023 FORD TRANSIT 250 LOW ROOF CARGO VAN	PW ROW MAI	72,000									93,944	
0262	2022 CHEVROLET 2500 EXPRESS CARGO VAN	PW LAB	62,000								78,540		
0263	2022 CHEVROLET 2500 EXPRESS CARGO VAN	FAC ADMIN	62,000								78,540		
0264	2022 CHEVROLET 2500 EXPRESS CARGO VAN	PW FIELD	62,000								78,540		
0267	2023 FORD TRANSIT T350 CARGO VAN	FAC MGT	72,000								91,207		
0271	2017 CHEVROLET E2500 EXPRESS CARGO VAN	PW LAB	62,000	63,860									83,323
0272	2017 CHEVROLET E2500 EXPRESS CARGO VAN	FAC MGT	62,000		65,776								
0273	2017 CHEVROLET E2500 EXPRESS CARGO VAN	FAC ADMIN	62,000		65,776								
0274	2017 CHEVROLET E2500 EXPRESS CARGO VAN	FAC ADMIN	62,000		65,776								
0276	2017 CHEVROLET E2500 EXPRESS CARGO VAN	PW SEWER	62,000									80,896	
0277	2018 CHEVROLET E2500 EXPRESS CARGO VAN	PW FIELD	62,000			67,749							
0278	2018 CHEVROLET E2500 EXPRESS CARGO VAN	FAC ADMIN	62,000			67,749							
0279	2018 CHEVROLET E2500 EXPRESS CARGO VAN	FAC ADMIN	62,000			67,749							
0280	2018 CHEVROLET E2500 EXPRESS CARGO VAN	PW FIELD	62,000			67,749							
0281	2018 CHEVROLET E2500 EXPRESS CARGO VAN	FAC MGT	62,000			67,749							
0282	2018 CHEVROLET E2500 EXPRESS CARGO VAN	FAC MGT	62,000			67,749							
0283	2018 CHEVROLET E2500 EXPRESS CARGO VAN	PW FIELD	62,000			67,749							
0284	2020 FORD F250 TRANSIT CARGO VAN	FAC MGT	62,000					71,875					
0285	2020 FORD F250 TRANSIT CARGO VAN	FAC ADMIN	62,000					71,875					
0298	2020 FORD TRANSIT CARGO VAN	PW FIELD	62,000					71,875					
0299	2020 FORD TRANSIT CARGO VAN	PW FIELD	62,000					71,875					
3027	2013 FORD ECONO SUPER CARGO VAN	FIRE	85,000		90,177								
<b>Class 120 - CUBE VANS (Life Cycle 9 - 11 Years)</b>													
0304	2012 GMC SAVANA UNICELL VAN	PW SEWER	95,000										127,672
0305	2017 GMC EXPRESS 3500 CUBE VAN	LIBRARY	95,000			103,809							
<b>Class 145 - MINI VANS (Life Cycle 7 - 9 Years)</b>													
0339	2020 DODGE GRAND CARAVAN	PARK SERV	52,000					60,282					
0340	2020 DODGE GRAND CARAVAN	PW FIELD	52,000					60,282					
0341	2020 DODGE GRAND CARAVAN	PW FIELD	52,000					60,282					
0342	2020 DODGE GRAND CARAVAN	TRAF ADMIN	52,000					60,282					
0343	2020 DODGE GRAND CARAVAN	PARKS DD	52,000					60,282					
0344	2020 DODGE GRAND CARAVAN	INFO TECH	52,000					60,282					
0346	2016 DODGE GRAND CARAVAN SE	PW FIELD	52,000	53,560									69,884
0347	2016 DODGE GRAND CARAVAN SE	PW LRPCP	52,000	53,560									69,884
0348	2016 DODGE GRAND CARAVAN SE	BUILDING	52,000	53,560									69,884

**FLEET REPLACEMENT SCHEDULE - CORPORATE FLEET**

(source: FleetFocus as of July 30, 2024)

<u>Unit</u>	<u>Description</u>	<u>Department</u>	<u>Adjusted Cost</u>	<u>2025</u>	<u>2026</u>	<u>2027</u>	<u>2028</u>	<u>2029</u>	<u>2030</u>	<u>2031</u>	<u>2032</u>	<u>2033</u>	<u>2034</u>
0349	2016 DODGE GRAND CARAVAN SE	PARK SERV	52,000	53,560									69,884
0382	2019 DODGE GRAND CARAVAN SXT	PW CONTRAC	52,000				58,526						
0383	2014 DODGE GRAND CARAVAN	BUILDING	52,000							63,953			
0384	2014 DODGE GRAND CARAVAN	BUILDING	52,000							63,953			
0385	2014 DODGE GRAND CARAVAN	BUILDING	52,000							63,953			
0386	2014 DODGE GRAND CARAVAN	BUILDING	52,000							63,953			
0387	2014 DODGE GRAND CARAVAN	BUILDING	52,000							63,953			
0388	2014 DODGE GRAND CARAVAN	BUILDING	52,000							63,953			
0389	2014 DODGE GRAND CARAVAN	BUILDING	52,000							63,953			
0390	2014 DODGE GRAND CARAVAN	BUILDING	52,000							63,953			
0391	2014 DODGE GRAND CARAVAN	BUILDING	52,000							63,953			
0392	2014 DODGE GRAND CARAVAN	BUILDING	52,000							63,953			
0393	2014 DODGE GRAND CARAVAN	BUILDING	52,000							63,953			
0395	2016 DODGE CARAVAN MINIVAN	PARKS	52,000									67,848	
0396	2016 DODGE CARAVAN MINIVAN	PW TECHNIC	52,000	53,560									69,884
0397	2016 DODGE CARAVAN MINIVAN	PW TECHNIC	52,000	53,560									69,884
0398	2016 DODGE CARAVAN MINIVAN	SIGNALS	52,000	53,560									69,884
0399	2016 DODGE CARAVAN MINIVAN	PW ENFORCE	52,000	53,560									69,884
0401	2017 DODGE CARAVAN MINIVAN	PW CONTRAC	52,000		55,167								
0402	2017 DODGE CARAVAN MINIVAN	PW FIELD	52,000		55,167								
0403	2017 DODGE CARAVAN MINIVAN	PW FIELD	52,000		55,167								
0404	2017 DODGE CARAVAN MINIVAN	PW CONTRAC	52,000		55,167								
0405	2017 DODGE CARAVAN MINIVAN	PW PUMP ST	52,000									67,848	
0406	2019 DODGE CARAVAN MINIVAN	PARK SERV	52,000			56,822							
0407	2019 DODGE CARAVAN MINIVAN	FAC MGT	52,000			56,822							
0408	2019 DODGE CARAVAN MINIVAN	FORESTRY	52,000			56,822							
0409	2019 DODGE GRAND CARAVAN	BUILDING	52,000			56,822							
0410	2019 DODGE GRAND CARAVAN	BUILDING	52,000			56,822							
0411	2019 DODGE CARAVAN MINIVAN	PW FIELD	52,000			56,822							
0412	2019 DODGE CARAVAN MINIVAN	BUILDING	52,000			56,822							
0413	2019 DODGE GRAND CARAVAN	BUILDING	52,000			56,822							
0414	2019 DODGE GRAND CARAVAN	PW FIELD	52,000			56,822							
0415	2019 DODGE GRAND CARAVAN	PW ENFORCE	52,000			56,822							
0416	2019 DODGE CARAVAN MINIVAN	PW FIELD	52,000			56,822							
0417	2019 DODGE GRAND CARAVAN	PW WWPCP	52,000			56,822							
3016	2024 DODGE GRAND CARAVAN	FIRE	50,810									66,296	

**FLEET REPLACEMENT SCHEDULE - CORPORATE FLEET**

(source: FleetFocus as of July 30, 2024)

Unit	Description	Department	Adjusted Cost	2025	2026	2027	2028	2029	2030	2031	2032	2033	2034
3019	2013 DODGE GRAND CARAVAN MINIVAN	FIRE	52,000									67,848	
3020	2013 DODGE GRAND CARAVAN MINIVAN	FIRE	52,000									67,848	
3021	2013 DODGE GRAND CARAVAN MINIVAN	FIRE	52,000									67,848	
3028	2014 DODGE GRAND CARAVAN	FIRE	52,000	53,560									69,884
3029	2014 DODGE GRAND CARAVAN	FIRE	52,000	53,560									69,884
3031	2016 DODGE CARAVAN MINIVAN	FIRE	52,000		55,167								
3032	2016 DODGE CARAVAN MINIVAN	FIRE	52,000		55,167								
3033	2016 DODGE CARAVAN MINIVAN	FIRE	52,000		55,167								
3038	2019 DODGE CARAVAN MINIVAN	FIRE	52,000				58,526						
3041	2020 DODGE GRAND CARAVAN	FIRE	52,000					60,282					
3042	2020 DODGE GRAND CARAVAN	FIRE	52,000					60,282					
3043	2020 DODGE GRAND CARAVAN	FIRE	52,000					60,282					
3044	2021 FORD TRANSIT CONNECT VAN	FIRE	52,000						62,091				
3045	2021 FORD TRANSIT CONNECT VAN	FIRE	52,000						62,091				
<b>Class 155 - CROSSOVERS (Life Cycle 8 - 10 Years)</b>													
0450	2021 CHEVROLET EQUINOX LS	BYLAW	52,000							63,953			
0451	2021 CHEVROLET EQUINOX LS	BYLAW	52,000							63,953			
0452	2021 CHEVROLET EQUINOX LS	BYLAW	52,000							63,953			
0453	2021 CHEVROLET EQUINOX LS	BYLAW	52,000							63,953			
0454	2021 CHEVROLET EQUINOX LS	BYLAW	52,000							63,953			
0455	2021 CHEVROLET EQUINOX LS	BYLAW	52,000							63,953			
0456	2021 CHEVROLET EQUINOX LS	BYLAW	52,000							63,953			
0457	2021 CHEVROLET EQUINOX LS	BYLAW	52,000							63,953			
0458	2021 CHEVROLET EQUINOX LS	BYLAW	52,000							63,953			
0459	2021 CHEVROLET EQUINOX LS	BYLAW	52,000							63,953			
0472	2021 CHEVROLET EQUINOX LS	BYLAW	52,000							63,953			
0473	2021 CHEVROLET EQUINOX LS	BYLAW	52,000							63,953			
3050	2023 CHEVROLET EQUINOX LS	FIRE	52,000								65,872		
<b>Class 163 - ELECTRIC VEHICLES (Life Cycle 6 - 8 Years)</b>													
0485	2017 CHEVROLET BOLT	BUILDING	52,000	53,560									
0486	2019 CHEVROLET BOLT EV	PARKING	52,000			56,822							
0487	2018 FORD FOCUS EV HATCH	PARK SERV	52,000		55,167								
0488	2018 FORD FOCUS EV HATCH	PW WWPCP	52,000		55,167								
0489	2018 FORD FOCUS EV HATCH	TRAF STUD	52,000		55,167								
0490	2019 CHEVROLET BOLT EV	PW CONTRAC	52,000			56,822							
3039	2018 FORD FOCUS EV HATCH	FIRE	52,000		55,167								

**FLEET REPLACEMENT SCHEDULE - CORPORATE FLEET**

(source: FleetFocus as of July 30, 2024)

Unit	Description	Department	Adjusted Cost	2025	2026	2027	2028	2029	2030	2031	2032	2033	2034
<b>Class 165 - GAS / ELECTRIC HYBRIDS (Life Cycle 6 - 8 Years)</b>													
0499	2021 CHRYSLER PACIFICA PLUG-IN HYBRID	BUILDING	63,000					73,034					
0500	2021 CHRYSLER PACIFICA PLUG-IN HYBRID	BUILDING	63,000					73,034					
0501	2021 CHRYSLER PACIFICA PLUG-IN HYBRID	BUILDING	63,000					73,034					
0502	2021 CHRYSLER PACIFICA PLUG-IN HYBRID	BUILDING	63,000					73,034					
0503	2021 CHRYSLER PACIFICA PLUG-IN HYBRID	BUILDING	63,000					73,034					
0504	2021 CHRYSLER PACIFICA PLUG-IN HYBRID	BUILDING	63,000					73,034					
0506	2016 FORD C-MAX HYBRID SE	MAILROOM	50,000									65,239	
0507	2017 FORD C-MAX ENERGI PLUG-IN HYBRID	INFO TECH	50,000									65,239	
<b>Class 200 - SMALL PICKUPS 1/4 TON (Life Cycle 7 - 9 Years)</b>													
0600	2024 FORD MAVERICK XL FWD SUPERCAB - HYBRID	PW ENFORCE	36,540										47,676
0601	2024 FORD MAVERICK XL FWD SUPERCAB - HYBRID	PW SURVEY	36,540										47,676
0604	2022 CHEVROLET COLORADO EXT CAB PICKUP	PARKS	42,000							51,655			
0605	2024 FORD MAVERICK XL FWD SUPERCAB - HYBRID	PW SURVEY	36,540										47,676
0606	2011 FORD RANGER PICKUP EXTENDED CAB 6'	PW FIELD	32,000						38,210				
<b>Class 210 - LARGE PICKUPS (Life Cycle 7 - 9 Years)</b>													
0610	2021 CHEVROLET SILVERADO 2500 CREWCAB	PARKS	72,000					85,972					
0611	2021 CHEVROLET SILVERADO 2500 CREWCAB	PARKS	72,000					85,972					
0612	2018 CHEVROLET SILVERADO 1500 PICKUP	FORESTRY	57,000	58,710									76,603
0623	2024 CHEVROLET SILVERADO 1500 EXT CAB	PW ELECTR	57,000										76,603
0627	2022 CHEVROLET SILVERADO 1500 EXT CAB	FAC ADMIN	57,000								72,206		
0629	2022 CHEVROLET SILVERADO 1500 EXT CAB	PW ROW MAI	57,000								72,206		
0638	2019 CHEVROLET SILVERADO 1500 PICKUP	PARKS	57,000					66,079					
0639	2019 CHEVROLET SILVERADO 1500 PICKUP	PW SEWER	57,000					66,079					
0640	2019 CHEVROLET SILVERADO 1500 PICKUP	PW ROW MAI	57,000					66,079					
0641	2019 CHEVROLET SILVERADO 1500 PICKUP	PW CONTRAC	57,000					66,079					
0642	2019 CHEVROLET SILVERADO 1500 PICKUP	PARKS DD	57,000					66,079					
0643	2019 CHEVROLET SILVERADO 1500 PICKUP	PW SEWER	57,000					66,079					
0644	2019 CHEVROLET SILVERADO 1500 PICKUP	PW PUMP ST	57,000					66,079					
0647	2019 CHEVROLET SILVERADO 1500 PICKUP	SIGNALS	57,000					66,079					
0651	2017 CHEVROLET SILVERADO WT 2500 PICKUP	PARKS	72,000									93,944	
0652	2017 CHEVROLET SILVERADO WT 2500 PICKUP	PARKS	72,000	74,160									96,762
0653	2017 CHEVROLET SILVERADO WT 2500 PICKUP	PARKS	72,000	74,160									96,762
0678	2020 CHEVROLET SILVERADO 1500 PICKUP	PW SEWER	57,000					66,079					
0679	2020 CHEVROLET SILVERADO 1500 PICKUP	PW ROW MAI	57,000					66,079					
0680	2019 FORD F250 CREWCAB PICKUP 6' 6" BOX	PARKS	72,000				81,037						

**FLEET REPLACEMENT SCHEDULE - CORPORATE FLEET**

(source: FleetFocus as of July 30, 2024)

Unit	Description	Department	Adjusted Cost	2025	2026	2027	2028	2029	2030	2031	2032	2033	2034
0681	2019 FORD F250 CREWCAB PICKUP 6' BOX	PARKS	72,000				81,037						
0682	2019 FORD F250 CREWCAB PICKUP 6' BOX	PARKS	72,000				81,037						
0683	2020 CHEVROLET SILVERADO 1500 PICKUP	PW ENFORCE	57,000					66,079					
0684	2020 CHEVROLET SILVERADO 1500 PICKUP	PW ENFORCE	57,000					66,079					
0685	2020 CHEVROLET SILVERADO 1500 PICKUP	PW FIELD	57,000					66,079					
0700	2021 CHEVROLET SILVERADO 1500 EXT CAB	HORTICULT	57,000						68,061				
0701	2021 CHEVROLET SILVERADO 1500 EXT CAB	PARKS	57,000						68,061				
0702	2021 CHEVROLET SILVERADO 1500 EXT CAB	PARKS	57,000						68,061				
0707	2024 CHEVROLET SILVERADO 1500 EXT CAB	PARKS	57,000										76,603
0708	2024 CHEVROLET SILVERADO EXT CAB	PARKS	57,000									74,372	
0714	2015 CHEVROLET SILVERADO 1500 PICKUP	PW ENFORCE	57,000								72,206		
0715	2015 CHEVROLET SILVERADO 1500 PICKUP	PW FIELD	57,000								72,206		
0716	2015 CHEVROLET SILVERADO 1500 PICKUP	PW FIELD	57,000									74,372	
<b>Class 220 - REGULAR PICKUPS (Life Cycle 7 - 9 Years)</b>													
0632	2022 FORD F150 REG CAB 8' BOX	PW FIELD	57,000						70,103				
0654	2017 FORD F150 EXT CAB PICKUP	PW PUMP ST	57,000									74,372	
0655	2017 FORD F150 EXT CAB PICKUP	PW PUMP ST	57,000		60,471								
0656	2017 FORD F150 EXT CAB PICKUP	PW ROW MAI	57,000		60,471								
0657	2017 FORD F150 EXT CAB PICKUP	FORESTRY	57,000		60,471								
0658	2018 CHEVROLET SILVERADO 1500 EXT CAB PU	PW CONTRAC	57,000			62,285							
0659	2018 CHEVROLET SILVERADO 1500 REG CAB PU	SIGNALS	57,000			62,285							
0660	2018 FORD F150 PICKUP	FAC MGT	57,000			62,285							
0670	2019 FORD F150 PICKUP	PW ENVTAL	57,000				64,154						
0671	2019 FORD F150 PICKUP	PW ENVTAL	57,000				64,154						
0672	2019 FORD F150 PICKUP	PW ENVTAL	57,000		60,471								
0673	2019 FORD F150 PICKUP	HORTICULT	57,000					66,079					
0674	2019 FORD F150 PICKUP	FAC ADMIN	57,000					66,079					
0675	2019 FORD F150 PICKUP	PW FIELD	57,000					66,079					
0676	2019 FORD F150 PICKUP	PW FIELD	57,000				64,154						
0677	2019 FORD F150 PICKUP	PW ROW MAI	57,000				64,154						
0686	2019 GMC SIERRA STD CAB 1500 PICKUP	PW ENVTAL	52,000					60,282					
0719	2016 FORD F150 PICKUP REG CAB 8' BOX	PARKS	57,000								72,206		
0720	2016 FORD F150 PICKUP REG CAB 8' BOX	PARKS	52,000								65,872		
0721	2016 FORD F150 PICKUP REG CAB 8' BOX	PW WWPCP	52,000								65,872		
0722	2016 FORD F150 PICKUP REG CAB 8' BOX	SIGNSMARKS	57,000								72,206		
0723	2016 FORD F150 PICKUP REG CAB 8' BOX	FAC ADMIN	57,000								72,206		



**FLEET REPLACEMENT SCHEDULE - CORPORATE FLEET**

(source: FleetFocus as of July 30, 2024)

Unit	Description	Department	Adjusted Cost	2025	2026	2027	2028	2029	2030	2031	2032	2033	2034
0725	2017 GMC SIERRA 1500 REGULAR CAB PICKUP	SIGNSMARKS	57,000		60,471								
0727	2022 FORD F150 REGULAR CAB PICKUP	PW ENVTAL	57,000							70,103			
0728	2022 FORD F150 REGULAR CAB PICKUP	PW ENVTAL	57,000							70,103			
<b>Class 230 - SERVICE BODY UTILITY (Life Cycle 9 - 11 Years)</b>													
0743	2023 FORD F250 XL 4X4 PICKUP	PW ENVTAL	85,000										114,233
0744	2023 FORD F250 XL 4X4 PICKUP	PW ENVTAL	85,000										114,233
0745	2021 FORD F350 UTILITY SERVICE BODY	SIGNSMARKS	110,000								139,345		
0746	2021 FORD F350 UTILITY SERVICE BODY	SIGNSMARKS	110,000								139,345		
0747	2021 FORD F350 UTILITY SERVICE BODY	SIGNSMARKS	110,000								139,345		
0748	2021 FORD F350 UTILITY SERVICE BODY	SIGNSMARKS	110,000								139,345		
0750	2012 GMC SAVANA CUTAWAY STAHL HI-ROOF	PW ELECTR	75,000										100,794
0751	2012 GMC SAVANA CUTAWAY STAHL HI-ROOF	PW ELECTR	75,000										100,794
0752	2013 FORD F350 SUPER DUTY SERVICE TRUCK	PARKS	60,000									78,286	
0753	2014 FORD F350 SUPER DUTY DUMP TRUCK	PARKS	100,000										134,392
0754	2014 FORD F350 SUPER DUTY DUMP TRUCK	FAC MGT	60,000										80,635
0763	2022 FORD F350 FLEET SERVICE BODY	PW EQUIP	140,000									182,668	
0768	2024 GMC SIERRA 4X4 REG CAB PICKUP	PW LRPCP	72,000										96,762
0772	2023 FORD F250 XL 4X4 PICKUP	PW WWPCP	72,000										96,762
0773	2023 FORD F250 XL 4X4 PICKUP	PARK SERV	72,000										96,762
0782	2015 FORD F350 4X4 PICKUP SRW	PARKS	80,000		84,872								
0783	2018 CHEVROLET SILVERADO 3500 PICKUP	PARKS	80,000					92,742					
0784	2022 CHEVROLET SILVERADO 3500 HD PICKUP	PARKS	80,000									104,382	
0785	2022 CHEVROLET SILVERADO 3500 HD PICKUP	PARKS	80,000									104,382	
3017	2012 CHEVROLET SILVERADO 3500 PICKUP	FIRE	90,000										
3018	2012 CHEVROLET SILVERADO 3500 PICKUP	FIRE	90,000										
<b>Class 246 - CREW CABS UTILITY (Life Cycle 9 - 11 Years)</b>													
0794	2022 CHEVROLET SILVERADO 3500 CREWCAB	HORTICULT	105,000									137,001	
0795	2022 CHEVROLET SILVERADO 3500 CREWCAB	HORTICULT	105,000									137,001	
0799	2016 FORD F350 XL CREWCAB FLATBED	PARKS	105,000			114,736							
0800	2016 FORD F350 XL CREWCAB FLATBED	PARKS	105,000			114,736							
0801	2019 FORD F350 FLAT BED	HORTICULT	105,000						125,375				
0802	2024 CHEVROLET SILVERADO 3500 CREW CAB/DUMP BODY	PARKS	105,000										
0807	2023 CHEVROLET SILVERADO 3500 CREWCAB	HORTICULT	105,000										141,111
0808	2022 CHEVROLET SILVERADO 3500 CREWCAB	PARKS	105,000									137,001	
0809	2022 CHEVROLET SILVERADO 3500 CREWCAB	PARKS	105,000									137,001	
<b>Class 305 - 10000 GVW TRUCKS (Life Cycle 9 - 11 Years)</b>													

**FLEET REPLACEMENT SCHEDULE - CORPORATE FLEET**

(source: FleetFocus as of July 30, 2024)

Unit	Description	Department	Adjusted Cost	2025	2026	2027	2028	2029	2030	2031	2032	2033	2034
0860	2021 CHEVROLET SILVERADO 3500 TRUCK	PW SEWER	95,000								120,343		
0861	2021 CHEVROLET SILVERADO 3500 TRUCK	PW ROW MAI	95,000								120,343		
0862	2021 CHEVROLET SILVERADO 3500 TRUCK	PW ROW MAI	95,000								120,343		
0863	2022 CHEVROLET SILVERADO 3500 TRUCK	PW ROW MAI	95,000									123,953	
0864	2024 RAM 4500 - REGULAR CAB	PW ROW MAI	95,000										
0866	2024 DODGE RAM 4500	PW ROW MAI	95,000										
0868	2018 FORD F350 B DUMP TRUCK	PW ROW MAI	95,000					110,131					
0869	2018 FORD F350 B DUMP TRUCK	PW ROW MAI	95,000					110,131					
0870	2018 FORD F350 B DUMP TRUCK	PW SEWER	95,000					110,131					
0876	2021 CHEVROLET SILVERADO 3500 TRUCK	PARKS	95,000								120,343		
0877	2021 CHEVROLET SILVERADO 3500 TRUCK	PARKS	95,000								120,343		
<b>Class 325 - 14000 TO 20000 GVW TRUCKS (Life Cycle 9 - 11 Years)</b>													
0928	2022 FORD F550 XL 4X4 DUMP TRUCK	PW WINTERC	150,000										201,587
0929	2020 FORD F550 4X4 SERVICE CRANE TRUCK	PW PUMP ST	175,000								221,685		
0930	2016 FORD F550 XL 4X4 DUMP TRUCK	PW WINTERC	150,000										
0931	2016 FORD F550 XL 4X4 DUMP TRUCK	PW WINTERC	150,000										
0941	2013 FORD F550 FLAT BED B TRUCK	PARKS	150,000									195,716	
<b>Class 330 - 22000 TO 28000 GVW TRUCKS (Life Cycle 10 - 12 Years)</b>													
0946	2008 STERLING ACTERRA CHIPPER TRUCK	FORESTRY	180,000										241,905
0947	2016 FREIGHTLINER M2-106 B TRUCK	PW WINTERC	180,000			196,691							
0948	2016 FREIGHTLINER FL-80-106 B TRUCK	PW WINTERC	180,000			196,691							
0949	2021 FREIGHTLINER CDE ROLL-OFF TRUCK	PW ENVTAL	180,000									234,859	
<b>Class 360 - 33000 TO 35000 GVW TRUCKS (Life Cycle 10 - 12 Years)</b>													
0971	2010 NAVISTAR 7400 SFA DUMP SALTER PLOW	PW WINTERC	225,000										
<b>Class 365 - 50000 TO 60000 GVW TRUCKS (Life Cycle 10 - 12 Years)</b>													
1001	2021 FREIGHTLINER VIKING TANDEM TRUCK	PW WINTERC	286,000								362,296		
1002	2021 FREIGHTLINER VIKING TANDEM TRUCK	PW WINTERC	286,000								362,296		
1003	2021 FREIGHTLINER VIKING TANDEM TRUCK	PW WINTERC	286,000								362,296		
1004	2021 FREIGHTLINER VIKING DUMP TRUCK	PARKS	286,000								362,296		
<b>Class 405 - 14 CU YD PACKERS (Life Cycle 8 - 10 Years)</b>													
1013	2023 FORD F550 CHASSIS/M- CLASS	PARKS	190,283										255,724
1016	2019 FORD F550 14 CU YD PACKER	PW ENVTAL	220,000					255,040					
<b>Class 435 - REAR LOADING PACKERS (Life Cycle 8 - 10 Years)</b>													
1058	2019 FREIGHTLINER M2106 PACKER	PW ENVTAL	320,000					370,968					
1059	2007 FREIGHTLINER M2 TANDEM PACKER	PW ENVTAL	320,000							393,560			



**FLEET REPLACEMENT SCHEDULE - CORPORATE FLEET**

(source: FleetFocus as of July 30, 2024)

Unit	Description	Department	Adjusted Cost	2025	2026	2027	2028	2029	2030	2031	2032	2033	2034
<b>Class 440 - PACKER FRONT END LOADER (Life Cycle 8 - 10 Years)</b>													
1075	2020 MACK TE64 LABRIE WITTK 40 CU YD	PW ENVTAL	436,000						520,607				
1078	2016 MACK MRU613 FEL WITTK BODY	PW ENVTAL	436,000	449,080									
<b>Class 450 - 17 CU YARD SIDE LOADING PACKER (Life Cycle 8 - 10 Years)</b>													
1084	2015 FREIGHTLINER M2106 ONE-MAN PACKER	PARKS	270,000									352,289	
1099	2007 FREIGHTLINER M2 17 CU YD PACKER	PW ENVTAL	400,000						477,621				
<b>Class 506 - AERIAL TRUCK 22000 GVW (Life Cycle 10 - 12 Years)</b>													
1227	2005 FORD F550XL SUPER DUTY TRUCK	SIGNSMARKS	175,000		185,658								
1228	2007 STERLING ACTERRA AERIAL TRUCK	SIGNALS	410,000										
1229	2020 FREIGHTLINER M2 AERIAL TRUCK	SIGNALS	410,000								519,376		
1230	2020 FREIGHTLINER M2 AERIAL TRUCK	SIGNALS	410,000								519,376		
<b>Class 5100 - 10' MOWERS - (LIFE CYCLE 8-10 YEARS)</b>													
5111	2024 TORO 4000-D GROUNDMASTER	ORPARKS	140,000										188,148
5112	2024 TORO 4000-D GROUNDMASTER	ORPARKS	140,000										188,148
<b>Class 511 - AERIAL TRUCKS 33000 GVW (Life Cycle 10 - 12 Years)</b>													
1245	2023 FREIGHTLINER ALTEC AERIAL TRUCK	FORESTRY	420,000										
1246	2023 FREIGHTLINER ALTEC AERIAL TRUCK	FORESTRY	420,000										
<b>Class 520 - 6 CU YD VACUUM STREET SWEEPER (Life Cycle 10 - 12 Years)</b>													
1267	2016 RAVO 5 SERIES STREET SWEEPER	PW ENVTAL	400,000			437,091							
1268	2016 RAVO 5 SERIES STREET SWEEPER	PW ENVTAL	400,000			437,091							
1269	2017 RAVO 5 SERIES STREET SWEEPER	PW ENVTAL	400,000				450,204						
<b>Class 525 - 8 CU YD VACUUM STREET SWEEPER (Life Cycle 10 - 12 Years)</b>													
1300	2021 FREIGHTLINER ELGIN SWEEPER	PW ENVTAL	580,000									756,768	
<b>Class 529 - TRUCK WATER TANK (Life Cycle 20 Years)</b>													
1311	2008 STERLING ACTERRA WATER TRUCK	HORTICULT	185,000						220,900				
<b>Class 531 - SEWER VACTOR (Life Cycle 10 - 12 Years)</b>													
1319	2011 INTERNATIONAL WORK STAR VACTOR	PW SEWER	750,000										
1321	2015 FREIGHTLINER 2100 VACTOR TRUCK	PW SEWER	750,000			819,545							
<b>Class 535 - DUMP/CRANE TRUCKS (Life Cycle 10 - 12 Years)</b>													
1327	2015 FREIGHTLINER M-2 CRANE/DUMP	FORESTRY	240,000				270,122						
<b>Class 537 - LINE PAINTING TRUCK (Life Cycle 20 Years)</b>													
1331	2002 GMC T8500 LINETECH TM52275AA	SIGNSMARKS	900,000		900,000								
<b>Class 603 - SEWER RODDERS - TRUCK MOUNTED (Life Cycle 12 - 15 Years)</b>													
1360	1999 FORD F450 XL TRUCK	PW SEWER	250,000										
<b>Class 640 - BRUSH CHIPPER (Life Cycle 10 - 15 Years)</b>													

**FLEET REPLACEMENT SCHEDULE - CORPORATE FLEET**

(source: FleetFocus as of July 30, 2024)

Unit	Description	Department	Adjusted Cost	2025	2026	2027	2028	2029	2030	2031	2032	2033	2034
1433	2013 VERMEER BC 1800XL WOOD CHIPPER	FORESTRY	195,000		206,876								
1438	2021 VERMEER BC 1800XL BRUSH CHIPPER	FORESTRY	195,000										
1439	2013 VERMEER BC1500 WOOD CHIPPER	FORESTRY	160,000										
1440	2023 VERMEER BC1200XL BRUSH CHIPPER	FORESTRY	135,000										
<b>Class 645 - GAS GOLF CARTS (Life Cycle 8 - 10 Years)</b>													
1460	2017 CUSHMAN HAULER 1200 GOLF CART	PW WWPCP	30,000			32,782							
1461	2017 CUSHMAN HAULER 1200 GOLF CART	PW WWPCP	30,000			32,782							
<b>Class 650 - MISCELLANEOUS TRAILERS (Life Cycle 12 - 15 Years)</b>													
1473	2021 WEBERLANE ESTATE DELUXE TRAILER	SIGNSMARKS	12,000										
1474	2021 WEBERLANE ESTATE DELUXE TRAILER	SIGNSMARKS	12,000										
1475	2021 WEBERLANE ESTATE DELUXE TRAILER	SIGNSMARKS	12,000										
1476	2021 WEBERLANE ESTATE DELUXE TRAILER	SIGNSMARKS	12,000										
1480	2019 PJ TRAILERS TJ202 CAR HAULER TILT	PARKS	20,000										26,878
1487	2001 ROBCOL EXPC/5T TRAILER	SIGNALS	65,000										
1488	2001 ROBCOL EXPC/5T TRAILER	SIGNALS	19,874		21,084								
1490	2020 PJ TRAILERS GOOSENECK TRAILER	PARKS	40,000										
<b>Class 660 - 2 - 6 CU YD SALT SPREADERS (Life Cycle 9 - 11 Years)</b>													
0743S	2015 WESTERN 7800 7' 1.5 CU YD SALTER	PW ENVTL	12,000										
0772S	2023 WESTERN ELECTRIC SALTER	PW WWPCP	12,000										16,127
0773S	2023 WESTERN ELECTRIC SALTER	PARK SERV	12,000										16,127
0782S	2015 SALTDogg 2.0 CU YD SALTER	PARKS	12,000										
0783S	2018 WESTERN ELECTRIC 2.0 CU YD SALTER	PARKS	12,000					13,911					
0784S	2021 WESTERN ELECTRIC SALTER	PARKS	12,000										15,657
0785S	2021 WESTERN ELECTRIC SALTER	PARKS	12,000										15,657
0877S	2021 WESTERN ELECTRIC SALTER	PARKS	12,000							14,758			
0930S	2014 FISHER PRO-CASTER SALTER	PW WINTERC	20,000										
0931S	2021 WESTERN 3.0 CU YD SALTER	PW WINTERC	20,000										26,095
0947S	2020 FISHER 4.5 CU YD HYDRAULIC SALTER	PW WINTERC	20,000										24,597
0948S	2020 FISHER 4.5 CU YD HYDRAULIC SALTER	PW WINTERC	20,000										24,597
<b>Class 664 - 7 - 10 CU YD SALT SPREADERS (Life Cycle 9 - 11 Years)</b>													
0971S	2023 SCHMIDT STRATOS B40	PW WINTERC	85,000										114,233
1001S	2021 SCHMIDT STRATOS 3 SPREADER	PW WINTERC	85,000										107,675
1002S	2021 SCHMIDT STRATOS 3 SPREADER	PW WINTERC	85,000										107,675
1003S	2023 SCHMIDT STRATOS B70 COMBI	PW WINTERC	85,000										114,233
<b>Class 665 - LARGE SNOW PLOWS (Life Cycle 9 - 11 Years)</b>													

**FLEET REPLACEMENT SCHEDULE - CORPORATE FLEET**

(source: FleetFocus as of July 30, 2024)

Unit	Description	Department	Adjusted Cost	2025	2026	2027	2028	2029	2030	2031	2032	2033	2034
0971P	2011 VIKING CHIVES MONASHEE LARGE PLOW	PW WINTERC	60,000									78,286	
1001P	2021 VIKING-CIVES HEAVY DITY FRONT PLOW	PW WINTERC	20,000								25,335		
1002P	2021 VIKING-CIVES HEAVY DUTY FRONT PLOW	PW WINTERC	20,000								25,335		
1003P	2021 VIKING-CIVES FRONT PLOW RUBBERBLADE	PW WINTERC	20,000								25,335		
1004P	2021 VIKING-CIVES REVERSIBLE FRONT PLOW	PARKS	20,000								25,335		
<b>Class 667 - SMALL SNOW PLOWS (Life Cycle 9 - 11 Years)</b>													
0743P	2023 WESTERN PRO SERIES STEEL PLOW	PW ENVTAL	13,000										17,471
0768P	2023 WESTERN PRO SERIES STEEL PLOW	PW LRPCP	13,000										17,471
0772P	2023 WESTERN PRO SERIES STEEL PLOW	PW WWPCP	13,000										17,471
0773P	2023 WESTERN PRO SERIES STEEL PLOW	PARK SERV	13,000										17,471
0782P	2017 WESTERN 8' PRO PLOW	PARKS	13,000										
0783P	2018 WESTERN 8' PRO PLOW	PARKS	13,000					15,071					
0784P	2021 WESTERN SNOW PLOW	PARKS	13,000									16,962	
0785P	2021 WESTERN SNOW PLOW	PARKS	13,000									16,962	
0877P	2021 WESTERN 8' PROFLOW	PARKS	13,000							15,988			
0930P	2022 WESTERN SMALL PLOW 9' PROPLUS	PW WINTERC	15,000									19,572	
0931P	2015 WESTERN PRO PLUS 9' PLOW	PW WINTERC	15,000										
0947P	2016 VIKING-CIVES 9' TRIP EDGE SNOW PLOW	PW WINTERC	20,000			21,855							
0948P	2016 VIKING-CIVES 9' TRIP EDGE SNOW PLOW	PW WINTERC	20,000			21,855							
<b>Class 669 - WING PLOWS</b>													
1001W	2021 VIKING-CIVES HEAVY DUTY WING PLOW	PW WINTERC	14,000									17,735	
1002W	2008 VIKING-CIVES HEAVY DUTY WING PLOW	PW WINTERC	14,000									17,735	
1003W	2008 VIKING-CIVES HEAVY DUTY WING PLOW	PW WINTERC	14,000									17,735	
<b>Class 680 - CRASH ATTENUATORS (Life Cycle 15 - 20 Years)</b>													
1581	2019 VORTEQ CRASH ATTENUATOR	POOL	25,500									31,362	
<b>Class 700 - FORK LIFTS (Life Cycle 20 Years)</b>													
1603	2013 HYUNDAI 25L-7A FORKLIFT	SIGNSMARKS	45,000										58,715
<b>Class 705 - MOBILE CRANES</b>													
1615	2023 BRODERSON CARRY DECK CRANE	PW WWPCP	240,000										
<b>Class 710 - SNOWBLOWER DIESEL (Life Cycle 20 Years)</b>													
1620	1978 VOHL SNOW BLOWER	PW WINTERC	230,000										
<b>Class 735 - LAWN TRACTORS/RIDING MOWERS (Life Cycle 15 Years)</b>													
1672	2013 FRONT MOWER F3080 MOWER/BLOWER	PW LRPCP	31,217				35,135						
1673	2011 JOHN DEERE 1445 LAWN MOWER	PW WWPCP	39,377		41,775								
<b>Class 740 - FEL LOADER / BACKHOE (Life Cycle 15 Years)</b>													

**FLEET REPLACEMENT SCHEDULE - CORPORATE FLEET**

(source: FleetFocus as of July 30, 2024)

<u>Unit</u>	<u>Description</u>	<u>Department</u>	<u>Adjusted Cost</u>	<u>2025</u>	<u>2026</u>	<u>2027</u>	<u>2028</u>	<u>2029</u>	<u>2030</u>	<u>2031</u>	<u>2032</u>	<u>2033</u>	<u>2034</u>
1682	2022 CATERPILLAR 926M 4 WHEEL LOADER	PARKS	230,000										
1684	2016 CATERPILLAR 926M 4 WHEEL LOADER	PW ROW MAI	230,000						274,632				
<b>Total Number of Active Units:</b>		<b>314</b>	<b>Subtotal:</b>	<b>1,309,130</b>	<b>2,636,960</b>	<b>3,986,268</b>	<b>1,372,239</b>	<b>3,463,911</b>	<b>2,157,652</b>	<b>2,237,755</b>	<b>5,268,497</b>	<b>4,100,158</b>	<b>3,842,637</b>
			<b>Unrecoverable HST:</b>	<b>23,043</b>	<b>46,416</b>	<b>70,166</b>	<b>24,154</b>	<b>60,972</b>	<b>37,979</b>	<b>39,389</b>	<b>92,736</b>	<b>72,171</b>	<b>67,638</b>
			<b>Total Estimated Cost:</b>	<b>1,332,173</b>	<b>2,683,375</b>	<b>4,056,434</b>	<b>1,396,394</b>	<b>3,524,883</b>	<b>2,195,631</b>	<b>2,277,144</b>	<b>5,361,233</b>	<b>4,172,329</b>	<b>3,910,275</b>
		<b>Emergency Replacement Contingency:</b>		<b>150,000</b>	<b>150,000</b>	<b>150,000</b>	<b>150,000</b>	<b>150,000</b>	<b>150,000</b>	<b>150,000</b>	<b>150,000</b>	<b>150,000</b>	<b>150,000</b>
		<b>Budget Submission:</b>		<b>1,483,000</b>	<b>2,834,000</b>	<b>4,207,000</b>	<b>1,547,000</b>	<b>3,675,000</b>	<b>2,346,000</b>	<b>2,428,000</b>	<b>5,512,000</b>	<b>4,323,000</b>	<b>4,061,000</b>

**Notes:**

1. Replacement costs include estimated purchase price and capitalization.
2. Replacement costs are adjusted for inflation. The inflation factor is currently set to 3.00%.
3. Fire and Rescue Services has a separate fleet replacement schedule. The replacement of Fire's small fleet is based on Public Works methodology.
4. Units are placed on the schedule based on an operational assessment. Units are evaluated annually based on a variety of factors to determine if replacements are required in the current year or can be extended.



# Project Version Summary

<b>Project #</b>	OPS-022-07	<b>Service Area</b>	Infrastructure Services
<b>Budget Year</b>	2025	<b>Department</b>	Public Works
<b>Asset Type</b>	Unassigned	<b>Division</b>	Fleet
<b>Title</b>	Purchase of Fleet Additions and Upgrades		
<b>Budget Status</b>	Mayor's Recommended Budget		
<b>Major Category</b>	Transportation		
<b>Wards</b>	City Wide		
<b>Version Name</b>	2017 (Active)		

**Project Description**  
 Funds are required to cover the cost of fleet additions and upgrades required to maintain service delivery levels. While the capital budget is based on a 10-year plan, fleet requests are provided on an annual basis, therefore, submissions will be made each year based on user requirements.

**Version Description**  
 Please refer to the attached document outlining the detailed fleet addition and upgrade requests. Should all of the Operating Budget requests for fleet additions and upgrades be approved by Council, additional funding will be required to purchase the additions and upgrades.

<b>Project Comments/Reference</b>	<b>Version Comments</b>
See Document Attached 7211034 7221005 7231024 7241006	

<b>Project Detailed Forecast</b>											
<b>GL Account</b>	<b>2025</b>	<b>2026</b>	<b>2027</b>	<b>2028</b>	<b>2029</b>	<b>2030</b>	<b>2031</b>	<b>2032</b>	<b>2033</b>	<b>2034</b>	<b>Total</b>
<b>Expenses</b>											
5110 Machinery & Equipment - TCA	1,596,000	200,000	150,000	150,000	150,000	150,000	150,000	150,000	150,000	150,000	2,996,000
Total	1,596,000	200,000	150,000	150,000	150,000	150,000	150,000	150,000	150,000	150,000	2,996,000
<b>Revenues</b>											
153 Wastewater Sewer Surcharge	222,500	0	0	0	0	0	0	0	0	0	222,500
169 Pay As You Go - Capital Reserve	611,000	200,000	150,000	150,000	150,000	150,000	150,000	150,000	150,000	150,000	2,011,000
234 Stormwater Sewer Surcharge	762,500	0	0	0	0	0	0	0	0	0	762,500
Total	1,596,000	200,000	150,000	150,000	150,000	150,000	150,000	150,000	150,000	150,000	2,996,000

Related Projects		Historical Approved Budget			Operating Budget Impact				
		Year	Total Expense	Revenue		Effective Date	Unknown	Exp/(Rev)	FTE Impact
				Net City Cost	Subsidies				
		2009	255,000	255,000	0				
		2011	154,000	154,000	0				
		2012	60,000	60,000	0				
		2013	25,000	0	25,000				
		2014	125,000	125,000	0				
		2015	155,500	155,500	0				
		2016	40,000	40,000	0				
		2017	145,000	145,000	0				
		2018	310,000	310,000	0				
		2019	543,000	543,000	0				
		2020	877,000	877,000	0				
		2021	135,000	45,000	90,000				
		2022	1,006,000	1,006,000	0				
		2023	650,000	650,000	0				
		2024	150,000	150,000	0				
Year Identified	Start Date	Project Type for 2025	Project Lead	Est. Completion Date					
2007	January 1, 2016	Growth: 100.0 % Maintenance: 0.0 %	Angela Marazita / Chad Goebel	Ongoing`					

**Fleet Additions & Upgrades Budget Summary**

Item	Department/ Division	Fleet Area	Equipment Request	Background Information	All Requests		Recommended Requests		2026	2027	2028	2029	2030	2031	2032	2033	2034	2035	
					2025														
1	Recreation	Parks	Conversion of 1 ice resurfacer to an electric unit	<b>OPERATING BUDGET ISSUE 2025-0282</b> An ice resurfacer is scheduled for replacement in each of the years 2025 and 2026. The incremental cost to purchase an electric ice resurfacer is approximately \$50,000. A review is being completed to identify a plan to transition all ice resurfacers to electric units if deemed feasible at each location. This request is to convert the replacement units to electric units.	\$	50,000			\$	50,000									
2	Forestry	Corporate	Addition of 1 chipper Class 640	<b>OPERATING BUDGET ISSUE 2025-0183</b> Forestry requires one gas powered wood chipper with a winch to assist in cutting tree limbs, trunks and branches into chips.	\$	140,000													
3	Parks	Corporate	Addition Class 210	<b>OPERATING BUDGET ISSUE 2025-0171</b> Parks requires 3 extended cab pickups to perform service duties and follow ups. One truck will require a power tailgate.	\$	190,000													
4	Parks	Corporate	Addition and Upgrade Class 660 Class 667	<b>OPERATING BUDGET ISSUE 2025-0184</b> Parks requires additional funding for a unit approved for purchase under operating budget issue 2023-0204. The 2023 approval was for the purchase of a truck to be shared by Park's and Horticulture. This unit requires additional funding for the purchase of a salter, plow and water tank.	\$	30,000	\$	30,000											
5	Environmental	Corporate	Addition Class 330 or 360 or NEW Class	<b>OPERATING BUDGET ISSUE 2025-0283</b> Environmental Services requires a crash truck to be used on E.C. Row Expressway for clean-ups.	\$	220,000	\$	220,000											
6	Traffic Operations	Corporate	Addition Class 220	<b>OPERATING BUDGET ISSUE 2025-0285</b> Traffic requires a dedicated unit for their permanent Construction Technologist approved in 2022. A dedicated unit was not added at the time of approval, the employee has been using a seasonal rental since 2022.	\$	52,000	\$	52,000											
7	On-Off Street Parking	Corporate	Addition Class 220	<b>OPERATING BUDGET ISSUE 2025-0284</b> Parking requires a pickup to support its operations.  <i>This upgrade can be funded 100% On-Off Street Parking Reserve Fund 138.</i>	\$	52,000													
8	On-Off Street Parking	Corporate	Addition New Class	<b>OPERATING BUDGET ISSUE 2025-0284</b> Parking requires an electric vacuum cart to maintain parking structures.  <i>This upgrade can be funded 100% On-Off Street Parking Reserve Fund 138.</i>	\$	45,000													
9	Pollution Control Sanitary SS Fund 028	Corporate	Upgrade	<b>OPERATING BUDGET ISSUE 2025-0251</b> Budget issue 2023-0053 approved \$90,000 for the purchase of 2 AWD pickups. The AWD trucks purchased in 2024 did not meet the department's needs. Additional funding is required for the specific vehicles requested by the department.  <i>This upgrade can be funded 85% Sanitary Sewer Surcharge Fund and 15% Stormwater Surcharge Fund.</i>	\$	50,000	\$	50,000											



**Fleet Additions & Upgrades Budget Summary**

Item	Department/ Division	Fleet Area	Equipment Request	Background Information	All Requests		Recommended Requests		2026	2027	2028	2029	2030	2031	2032	2033	2034	2035	
					2025	2025	2025	2025											
10	Pollution Control	Corporate	Upgrade	<p><b>OPERATING BUDGET ISSUE 2025-0251</b> Budget issue 2023-0053 approved \$130,000 for the purchase of 2 utility trucks. Additional funding is required to purchase the specific vehicles requested by the department.</p> <p><i>This upgrade can be funded 100% Sanitary Sewer Surcharge Fund.</i></p>	\$ 150,000	\$ 150,000													
11	Pollution Control	Corporate	Upgrade	<p><b>OPERATING BUDGET ISSUE 2025-0251</b> Budget issue 2023-0053 approved \$15,000 for the purchase of a golf cart. The department has requested that the golf cart be upgraded with a fully enclosed cab to meet their operational needs.</p> <p><i>This upgrade can be funded 100% Sanitary Sewer Surcharge Fund.</i></p>	\$30,000	\$30,000													
12	Building	Corporate	Addition of 1 Electric Vehicle	<p><b>OPERATING BUDGET ISSUE 2025-0087</b> The Building department requires 1 vehicle to provide adequate dedicated vehicles for 26 RFT staff.</p>	\$52,000	\$52,000													
13	Building	Corporate	Addition of 2 Class 155	<p><b>OPERATING BUDGET ISSUE 2025-0293</b> The Building department requires 2 vehicles for the addition of two RFT Manager of Inspections.</p>	\$107,000	\$107,000													
14	Fire	Corporate	Addition Class 155	<p><b>OPERATING BUDGET ISSUE 2025-0012</b> Additional medium sized vehicle for the Assistant Deputy Chief.</p> <p><i>This addition can be funded 100% from the Fire Reserve Account 1781.</i></p>	\$52,000														
15	Stormwater Management Plan	Corporate - Environmental Services	Addition of 1 Sweeper	<p><b>OPERATING BUDGET ISSUE 2025-0098</b> Stormwater Level of Service (LOS) increase, year 1. Addition of 1 street sweeper for Environmental in 2025 to allow adequate procurement time. FTE's for enhanced street sweeping to be added in 2026.</p> <p><i>This addition to be funded 100% Stormwater Sewer Surcharge Fund 234.</i></p>	\$ 585,000	\$ 585,000													
16	Stormwater Management Plan	Corporate - Contracts, Field Services, and Maintenance	Addition Class 220	<p><b>OPERATING BUDGET ISSUE 2025-0098</b> Stormwater Level of Service (LOS) increase, year 1. Addition of 1 pickup truck for the new Maintenance Supervisor.</p> <p><i>This addition to be funded 100% Stormwater Sewer Surcharge Fund 234.</i></p>	\$ 60,000	\$ 60,000													
17	Stormwater Management Plan	Corporate - Contracts, Field Services, and Maintenance	Addition Class 145	<p><b>OPERATING BUDGET ISSUE 2025-0098</b> Stormwater Level of Service (LOS) increase, year 1. Addition of 1 van for the new Engineer I overseeing sewer cleaning, catch basin cleaning, drainage works, and roadside ditching and brushing.</p> <p><i>This addition to be funded 100% Stormwater Sewer Surcharge Fund 234.</i></p>	\$ 50,000	\$ 50,000													



**Fleet Additions & Upgrades Budget Summary**

Item	Department/ Division	Fleet Area	Equipment Request	Background Information	All Requests		Recommended Requests		2026	2027	2028	2029	2030	2031	2032	2033	2034	2035
					2025	2025												
18	Stormwater Management Plan	Pollution Control	Addition Class 220	<b>OPERATING BUDGET ISSUE 2025-0098</b> Stormwater Level of Service (LOS) increase, year 1. Addition of 1 pickup truck for the enhanced pond maintenance program.  <i>This addition to be funded 100% Stormwater Sewer Surcharge Fund 234.</i>	\$ 60,000	\$ 60,000												
19	Various	All	Unforeseen and/or emergency additions and/or upgrades.	While capital budget is based on a 10 year plan, equipment requests are provided on an annual basis, therefore, submissions will be made each year based on user requirements unless the user is able to forecast farther in advance.	\$ 150,000	\$ 150,000	\$ 150,000	\$ 150,000	\$ 150,000	\$ 150,000	\$ 150,000	\$ 150,000	\$ 150,000	\$ 150,000	\$ 150,000	\$ 150,000	\$ 150,000	\$ 150,000
<b>TOTAL ALL ADDITIONS:</b>					<b>\$ 2,125,000</b>	<b>\$ 1,596,000</b>	<b>\$ 200,000</b>	<b>\$ 150,000</b>	<b>\$ 150,000</b>	<b>\$ 150,000</b>	<b>\$ 150,000</b>	<b>\$ 150,000</b>	<b>\$ 150,000</b>	<b>\$ 150,000</b>	<b>\$ 150,000</b>	<b>\$ 150,000</b>	<b>\$ 150,000</b>	<b>\$ 150,000</b>
<b>FUNDING SOURCES:</b>																		
Stormwater Sewer Surcharge Fund 234					\$ 762,500	\$ 762,500												
Sanitary Sewer Surcharge Fund 028					\$ 222,500	\$ 222,500												
On-Off Street Parking Reserve Fund 138					\$ 97,000	\$ -												
Fire Reserve Account 1781					\$ 52,000	\$ -												
Pay As You Go Capital Reserve					\$ 991,000	\$ 611,000	\$ 200,000	\$ 150,000	\$ 150,000	\$ 150,000	\$ 150,000	\$ 150,000	\$ 150,000	\$ 150,000	\$ 150,000	\$ 150,000	\$ 150,000	\$ 150,000
<b>Total Funding</b>					<b>\$ 2,125,000</b>	<b>\$ 1,596,000</b>	<b>\$ 200,000</b>	<b>\$ 150,000</b>	<b>\$ 150,000</b>	<b>\$ 150,000</b>	<b>\$ 150,000</b>	<b>\$ 150,000</b>	<b>\$ 150,000</b>	<b>\$ 150,000</b>	<b>\$ 150,000</b>	<b>\$ 150,000</b>	<b>\$ 150,000</b>	<b>\$ 150,000</b>

Notes:

1. Estimated Purchase Price represents purchase price and capitalization costs.



# Project Version Summary

<b>Project #</b>	OPS-027-18	<b>Service Area</b>	Infrastructure Services
<b>Budget Year</b>	2025	<b>Department</b>	Public Works
<b>Asset Type</b>	Unassigned	<b>Division</b>	Fleet
<b>Title</b>	Greening the Fleet		
<b>Budget Status</b>	Mayor's Recommended Budget		
<b>Major Category</b>	Transportation		
<b>Wards</b>	City Wide		
<b>Version Name</b>	Main (Active)		

**Project Description**

The City of Windsor has a number of plans that identify greening the fleet as an objective for the Fleet Division. The Environmental Master Plan identifies greening the fleet as an objective to reduce air emissions caused by City vehicles in order to create healthier communities. To demonstrate the City's commitment toward reducing its environmental impact, City Council adopted a resolution (M502-2012) to receive the Green Fleet Plan for information and approve it as a guiding document for the operation and management of the City's fleet. Furthermore, Council approved the City's Corporate Climate Change Action Plan (CCAP). Targets were established to reduce greenhouse gas emissions to address climate change mitigation.

This project is to assist with implementing new technologies, vehicles and equipment to green the city fleet to reduce emissions and reduce the total cost of fuel.

In 2022, Council approved Windsor's Science Based Targets, which includes a 55% reduction in corporate-wide emissions below the 2005 baseline by 2030 and net zero by 2050.

**Version Description**

The corporate fleet includes hybrid, plug-in hybrid, and fully electric vehicles.

<b>Project Comments/Reference</b>	<b>Version Comments</b>
7229000	A consultant has been engaged to complete a fleet electrification transition plan to guide corporate fleet replacements. This includes an assessment of the electrical requirements to support charging infrastructure at the Public Works Operations yard.

<b>Project Detailed Forecast</b>											
GL Account	2025	2026	2027	2028	2029	2030	2031	2032	2033	2034	Total
<b>Expenses</b>											
5110 Machinery & Equipment - TCA	50,000	50,000	50,000	50,000	50,000	50,000	250,000	150,000	170,000	256,250	1,126,250
Total	50,000	50,000	50,000	50,000	50,000	50,000	250,000	150,000	170,000	256,250	1,126,250
<b>Revenues</b>											
153 Wastewater Sewer Surcharge	0	0	0	0	0	0	0	0	0	21,250	21,250
169 Pay As You Go - Capital Reserve	25,000	25,000	25,000	25,000	25,000	25,000	125,000	75,000	85,000	128,125	563,125
221 Service Sustainability Investm	25,000	25,000	25,000	25,000	25,000	25,000	125,000	75,000	85,000	96,875	531,875
234 Stormwater Sewer Surcharge	0	0	0	0	0	0	0	0	0	10,000	10,000
Total	50,000	50,000	50,000	50,000	50,000	50,000	250,000	150,000	170,000	256,250	1,126,250

Related Projects		Historical Approved Budget			Operating Budget Impact				
		Year	Total Expense	Revenue		Effective Date	Unknown	Exp/(Rev)	FTE Impact
				Net City Cost	Subsidies				
		2022	50,000	50,000	0				
		2023	50,000	50,000	0				
		2024	50,000	50,000	0				
Year Identified	Start Date	Project Type for 2025		Project Lead		Est. Completion Date			
2018	January 1, 2022	Growth: 50.0 % Maintenance: 50.0 %		Angela Marazita / Chad Goebel		Ongoing`			



# Project Version Summary

<b>Project #</b>	OPS-001-13	<b>Service Area</b>	Infrastructure Services
<b>Budget Year</b>	2025	<b>Department</b>	Public Works
<b>Asset Type</b>	Unassigned	<b>Division</b>	On-Off Street Parking
<b>Title</b>	Parking Equipment Replacement Program		
<b>Budget Status</b>	Mayor's Recommended Budget		
<b>Major Category</b>	Transportation		
<b>Wards</b>	Ward 2, Ward 3, Ward 4		
<b>Version Name</b>	Main (Active)		

<b>Project Description</b>
----------------------------

There are several pieces of equipment used in the day-to-day operations for the On/Off Street Parking Division that require upgrading/replacement over the next several years due to age and new payment technologies.

This project is funded from the On-Off Street Parking Reserve Fund. The balance in the On-Off Street Parking Reserve Fund as of September 30, 2024 is \$725,494. The current 10-year reserve forecast, including the capital funding for this project, projects this reserve will remain sustainable.

<b>Version Description</b>
----------------------------

An annual allotment of funds is identified for replacement of equipment each year. Equipment being replaced includes parking meters, exit gates, entrance gates, cameras, server for new web based parking ID equipment, pay stations, pay & display machines. Replacements could be a result of upgrading of technology and / or replacement due to age or repair requirements.

<b>Project Comments/Reference</b>	<b>Version Comments</b>
-----------------------------------	-------------------------

7135001

<b>Project Detailed Forecast</b>
----------------------------------

GL Account	2025	2026	2027	2028	2029	2030	2031	2032	2033	2034	Total
<b>Expenses</b>											
5110 Machinery & Equipment - TCA	113,300	116,699	120,200	123,806	127,520	131,346	135,286	139,345	143,525	147,831	1,298,858
Total	113,300	116,699	120,200	123,806	127,520	131,346	135,286	139,345	143,525	147,831	1,298,858
<b>Revenues</b>											
138 Off Street Parking	113,300	116,699	120,200	123,806	127,520	131,346	135,286	139,345	143,525	147,831	1,298,858
Total	113,300	116,699	120,200	123,806	127,520	131,346	135,286	139,345	143,525	147,831	1,298,858

Related Projects		Historical Approved Budget			Operating Budget Impact				
		Year	Total Expense	Revenue		Effective Date	Unknown	Exp/(Rev)	FTE Impact
				Net City Cost	Subsidies				
		2013	106,000	106,000	0				
		2014	92,000	92,000	0				
		2015	72,000	72,000	0				
		2016	62,000	62,000	0				
		2017	62,000	62,000	0				
		2018	120,000	120,000	0				
		2019	100,000	100,000	0				
		2020	102,000	102,000	0				
		2021	104,000	104,000	0				
		2022	106,000	106,000	0				
		2023	108,000	108,000	0				
		2024	110,000	110,000	0				
Year Identified	Start Date	Project Type for 2025	Project Lead		Est. Completion Date				
2013	January 1, 2015	Growth: 0.0 % Maintenance: 100.0 %	Ian Day		Ongoing`				



# Project Version Summary

<b>Project #</b>	OPS-018-07	<b>Service Area</b>	Infrastructure Services
<b>Budget Year</b>	2025	<b>Department</b>	Public Works
<b>Asset Type</b>	Unassigned	<b>Division</b>	On-Off Street Parking
<b>Title</b>	Parking Garage Capital Rehabilitation Program		
<b>Budget Status</b>	Mayor's Recommended Budget		
<b>Major Category</b>	Transportation		
<b>Wards</b>	Ward 3		
<b>Version Name</b>	Main (Active)		

<b>Project Description</b>
<p>Ongoing municipal parking garages rehabilitation as required. Installation of protective membrane acts as a barrier to protect the concrete from water and salt penetration. Without this membrane, structural repairs will arise due to corrosion. These membranes have a life expectancy of 5 years, therefore ongoing project funding is required. Inspections are done bi-annually at both the Goyeau and Pelissier garages which are used to determine additional work that is required. The membrane work as well as the inspection reports are used to develop yearly maintenance packages.</p> <p>This project is funded from the On-Off Street Parking Reserve Fund. The balance in the On-Off Street Parking Reserve Fund as of September 30, 2024 is \$725,494. The current 10-year reserve forecast, including the capital funding for this project, projects this reserve will remain sustainable.</p>

<b>Version Description</b>
<p>The bi-yearly inspection report was completed again in 2024 and identifies priorities for 2025/26.</p> <p>A complete structural inspection of Goyeau Garage was completed in May of 2023 with the final report indicating no serious structural issues and no need for replacement in the foreseeable future provided the regular annual maintenance is completed as prescribed in the report.</p>

<b>Project Comments/Reference</b>	<b>Version Comments</b>
7131114	

<b>Project Detailed Forecast</b>												
<b>GL Account</b>		<b>2025</b>	<b>2026</b>	<b>2027</b>	<b>2028</b>	<b>2029</b>	<b>2030</b>	<b>2031</b>	<b>2032</b>	<b>2033</b>	<b>2034</b>	<b>Total</b>
<b>Expenses</b>												
5410 Construction Contracts - TCA		750,000	750,000	750,000	750,000	750,000	750,000	750,000	750,000	750,000	750,000	7,500,000
	Total	750,000	750,000	750,000	750,000	750,000	750,000	750,000	750,000	750,000	750,000	7,500,000
<b>Revenues</b>												
138 Off Street Parking		750,000	750,000	750,000	750,000	750,000	750,000	750,000	750,000	750,000	750,000	7,500,000
	Total	750,000	750,000	750,000	750,000	750,000	750,000	750,000	750,000	750,000	750,000	7,500,000

Related Projects		Historical Approved Budget			Operating Budget Impact				
		Year	Total Expense	Revenue		Effective Date	Unknown	Exp/(Rev)	FTE Impact
				Net City Cost	Subsidies				
		2012	200,000	200,000	0				
		2013	200,000	200,000	0				
		2014	200,000	200,000	0				
		2015	200,000	200,000	0				
		2016	300,000	300,000	0				
		2017	300,000	300,000	0				
		2018	300,000	300,000	0				
		2019	500,000	500,000	0				
		2020	510,000	510,000	0				
		2021	1,040,000	1,040,000	0				
		2022	1,220,400	1,220,400	0				
		2023	717,000	717,000	0				
		2024	717,000	717,000	0				
Year Identified	Start Date	Project Type for 2025		Project Lead	Est. Completion Date				
2007	January 1, 2015	Growth: 0.0 % Maintenance: 100.0 %		Ian Day / Prem Patel	Ongoing`				



# Project Version Summary

<b>Project #</b>	OPS-019-07	<b>Service Area</b>	Infrastructure Services
<b>Budget Year</b>	2025	<b>Department</b>	Public Works
<b>Asset Type</b>	Unassigned	<b>Division</b>	On-Off Street Parking
<b>Title</b>	New Parking Lot Development		
<b>Budget Status</b>	Mayor's Recommended Budget		
<b>Major Category</b>	Transportation		
<b>Wards</b>	City Wide		
<b>Version Name</b>	Main (Active)		

<b>Project Description</b>
<p>This allocation provides for property acquisition and development for the expansion of the municipal parking program throughout the city where required.</p> <ul style="list-style-type: none"> <li>- Per CR499/91, purchase of properties for construction of off-street parking facilities within the Erie St. BIA.</li> <li>- Per CR1203/99, purchase of properties for construction of off-street parking facilities along Wyandotte St. from McDougall to Devonshire.</li> </ul> <p>This project is funded from the On-Off Street Parking Reserve Fund. The balance in the On-Off Street Parking Reserve Fund as of September 30, 2024 is \$725,494. The current 10-year reserve forecast, including the capital funding for this project, projects this reserve will remain sustainable.</p>

<b>Version Description</b>
Annual funding will accumulate until funds are available to purchase property to construct a lot.

<b>Project Comments/Reference</b>	<b>Version Comments</b>
7219009	

<b>Project Detailed Forecast</b>											
<b>GL Account</b>	<b>2025</b>	<b>2026</b>	<b>2027</b>	<b>2028</b>	<b>2029</b>	<b>2030</b>	<b>2031</b>	<b>2032</b>	<b>2033</b>	<b>2034</b>	<b>Total</b>
<b>Expenses</b>											
5210 Land Acquisition	100,000	100,000	100,000	100,000	100,000	100,000	100,000	100,000	100,000	100,000	1,000,000
Total	100,000	100,000	100,000	100,000	100,000	100,000	100,000	100,000	100,000	100,000	1,000,000
<b>Revenues</b>											
138 Off Street Parking	100,000	100,000	100,000	100,000	100,000	100,000	100,000	100,000	100,000	100,000	1,000,000
Total	100,000	100,000	100,000	100,000	100,000	100,000	100,000	100,000	100,000	100,000	1,000,000

<b>Related Projects</b>	<b>Historical Approved Budget</b>	<b>Operating Budget Impact</b>																														
	<table border="1"> <tr> <td></td> <td colspan="2"><b>Revenue</b></td> </tr> <tr> <td><b>Year</b></td> <td><b>Total Expense</b></td> <td><b>Net City Cost</b></td> </tr> <tr> <td>2021</td> <td>100,000</td> <td>100,000</td> </tr> <tr> <td>2022</td> <td>100,000</td> <td>100,000</td> </tr> <tr> <td>2023</td> <td>100,000</td> <td>100,000</td> </tr> <tr> <td>2024</td> <td>100,000</td> <td>100,000</td> </tr> </table>		<b>Revenue</b>		<b>Year</b>	<b>Total Expense</b>	<b>Net City Cost</b>	2021	100,000	100,000	2022	100,000	100,000	2023	100,000	100,000	2024	100,000	100,000	<table border="1"> <tr> <td><b>Effective Date</b></td> <td>Unknown</td> <td><b>Exp/(Rev)</b></td> <td><b>FTE Impact</b></td> </tr> <tr> <td><b>Description</b></td> <td></td> <td>0</td> <td>0</td> </tr> <tr> <td colspan="4">New parking lot developments will require operating budget increases for ongoing repairs and maintenance.</td> </tr> </table>	<b>Effective Date</b>	Unknown	<b>Exp/(Rev)</b>	<b>FTE Impact</b>	<b>Description</b>		0	0	New parking lot developments will require operating budget increases for ongoing repairs and maintenance.			
	<b>Revenue</b>																															
<b>Year</b>	<b>Total Expense</b>	<b>Net City Cost</b>																														
2021	100,000	100,000																														
2022	100,000	100,000																														
2023	100,000	100,000																														
2024	100,000	100,000																														
<b>Effective Date</b>	Unknown	<b>Exp/(Rev)</b>	<b>FTE Impact</b>																													
<b>Description</b>		0	0																													
New parking lot developments will require operating budget increases for ongoing repairs and maintenance.																																

<b>Year Identified</b>	<b>Start Date</b>	<b>Project Type for 2025</b>	<b>Project Lead</b>	<b>Est. Completion Date</b>
2007	January 1, 2019	Growth: 100.0 % Maintenance: 0.0 %	Ian Day / Prem Patel	Ongoing`





# Project Version Summary

<b>Project #</b>	OPS-020-07	<b>Service Area</b>	Infrastructure Services
<b>Budget Year</b>	2025	<b>Department</b>	Public Works
<b>Asset Type</b>	Unassigned	<b>Division</b>	On-Off Street Parking
<b>Title</b>	Parking Lot Rehabilitation Program		
<b>Budget Status</b>	Mayor's Recommended Budget		
<b>Major Category</b>	Transportation		
<b>Wards</b>	City Wide		
<b>Version Name</b>	Main (Active)		

<b>Project Description</b>
<p>This allocation provides for the rehabilitation of municipal parking lots in the City.</p> <p>An annual expenditure of \$250,000 for rehabilitation work is recommended. Annual funding accumulates annually in preparation for required rehabilitation.</p> <p>This project is funded from the On-Off Street Parking Reserve Fund. The balance in the On-Off Street Parking Reserve Fund as of September 30, 2024 is \$725,494. The current 10-year reserve forecast, including the capital funding for this project, projects this reserve will remain sustainable.</p>

<b>Version Description</b>
<p>A full condition assessment of lots was completed in 2022. The final report indicates that a number of lots are failing and require rehabilitation.</p> <p>Lot 16 pre-engineering and soil testing was completed in April 2023. Preliminary results indicate contaminated soils to a depth of 750mm will need to be removed and remediated. Upon receipt of the final soil reports from the consultant in 3rd quarter 2023. Project will be submitted to Engineering for design and budget estimate in late 2024 for tender with construction planned for July 2025.</p>

<b>Project Comments/Reference</b>	<b>Version Comments</b>
7191022	

<b>Project Detailed Forecast</b>												
<b>GL Account</b>	<b>2025</b>	<b>2026</b>	<b>2027</b>	<b>2028</b>	<b>2029</b>	<b>2030</b>	<b>2031</b>	<b>2032</b>	<b>2033</b>	<b>2034</b>	<b>Total</b>	
<b>Expenses</b>												
5410 Construction Contracts - TCA	200,000	200,000	200,000	200,000	200,000	200,000	200,000	200,000	200,000	200,000	2,000,000	
Total	200,000	200,000	200,000	200,000	200,000	200,000	200,000	200,000	200,000	200,000	2,000,000	
<b>Revenues</b>												
138 Off Street Parking	200,000	200,000	200,000	200,000	200,000	200,000	200,000	200,000	200,000	200,000	2,000,000	
Total	200,000	200,000	200,000	200,000	200,000	200,000	200,000	200,000	200,000	200,000	2,000,000	

Related Projects		Historical Approved Budget			Operating Budget Impact				
		Year	Total Expense	Revenue		Effective Date	Unknown	Exp/(Rev)	FTE Impact
				Net City Cost	Subsidies				
		2011	40,000	40,000	0				
		2019	50,000	50,000	0				
		2020	102,000	102,000	0				
		2021	104,000	104,000	0				
		2022	400,000	400,000	0				
		2023	200,000	200,000	0				
		2024	600,000	600,000	0				
<b>Year Identified</b>	<b>Start Date</b>	<b>Project Type for 2025</b>		<b>Project Lead</b>		<b>Est. Completion Date</b>			
2007	January 1, 2019	Growth: 0.0 % Maintenance: 100.0 %		Ian Day / Prem Patel		Ongoing`			



# Project Version Summary

<b>Project #</b>	OPS-004-19	<b>Service Area</b>	Infrastructure Services
<b>Budget Year</b>	2025	<b>Department</b>	Public Works
<b>Asset Type</b>	Unassigned	<b>Division</b>	Technical Support
<b>Title</b>	Infor Hansen Infrastructure Management System		
<b>Budget Status</b>	Mayor's Recommended Budget		
<b>Major Category</b>	Corporate Technology		
<b>Wards</b>	City Wide		
<b>Version Name</b>	Main (Active)		

## Project Description

Upgrade of the Infor Hansen infrastructure management software system and the implementation of a mobile solution for Hansen.

The Infor Hansen system is used by Public Works and corporately for infrastructure asset management and work order management to track & record infrastructure assets, work order repair histories, inspections, condition ratings, and repairs performed. The system is used to manage the road network assets, sewer & drainage networks, bridges, sidewalks, railway grade crossings, private drain connections, etc. The system is also used by Parks Forestry to manage the tree inventory and related forestry activities.

The proposed upgrade will move the software from Hansen Version 8.2.3 to the latest version. The first priority for the implementation of a mobile solution for Hansen is the sidewalk inspection program. Mobility could then be expanded to other field inspection programs and field work in the future. An upgrade to the base system software is required for the implementation of a mobile solution for Hansen.

This project will also fund future upgrades and system costs once the current upgrade is complete and mobile solution implemented. The next upgrade would be planned for 2026 to 2027, and every 5 years thereafter.

## Version Description

This is a long term multi phase project which began in 2020 and is actively in progress. The first phase in 2020 was the Infor IPS (Hansen) system & database upgrade which is a priority from a software and IT server hardware perspective as well as necessary for the implementation of a mobile solution. A consultant was engaged, and the upgrade was completed as of February 2021. The next multi step phase is the implementation of a mobile solution for Infor IPS (Hansen) with sidewalk inspections being the first priority. An interim solution (Stage 1) has been developed and implemented using ESRI (Field Maps) while a core system solution (Stage 2) continues to be investigated, this phase is currently in progress. Once the sidewalk inspection program is complete other mobility options will be investigated, tested, and implemented to improve productively and process efficiencies for Operational Asset Management initiatives. Future system & database upgrades will continue to be needed to ensure compatibility, security, and to leverage the latest functional enhancements of the Infor IPS (Hansen) and supporting softwares.

The project includes the implementation of a mobile solution to improve data availability and operational efficiency in-the-field by:

- reducing the number of hard copy forms,
- eliminating data entry backlogs,
- expediting the release of inspection results and issuance of work orders,
- enabling real-time data capture during data collection, inspections, and repairs
- querying capabilities of asset information, work orders, & inspections in the field

The original budget of \$275,000 includes software licensing, software support costs, hardware & devices, professional services (upgrade & mobility), internal resources, and fees.

A placeholder of \$50,000 in funding is currently available in the Asset Planning Service Design and Implementation Project (Project 7131117) pending approval by the Asset Planning Steering Committee. The approval of the Asset Planning Steering Committee is contingent on the approval of the balance of project funding in principle by Council.

Once the current upgrade and mobility is complete, this project will also fund future upgrades and system costs. Placeholder amounts are included for this purpose in future years. The next scheduled upgrade would be planned for the ~2026 to 2027 timeframe.

Project Comments/Reference		Version Comments										
7209001												
Project Detailed Forecast												
GL Account		2025	2026	2027	2028	2029	2030	2031	2032	2033	2034	Total
<b>Expenses</b>												
5126	Computer Software	0	65,000	65,000	0	0	0	45,000	30,000	128,000	0	333,000
	Total	0	65,000	65,000	0	0	0	45,000	30,000	128,000	0	333,000
<b>Revenues</b>												
153	Wastewater Sewer Surcharge	0	12,285	12,285	0	0	0	8,505	0	31,320	0	64,395
169	Pay As You Go - Capital Reserve	0	42,250	42,250	0	0	0	29,250	30,000	70,000	0	213,750
234	Stormwater Sewer Surcharge	0	10,465	10,465	0	0	0	7,245	0	26,680	0	54,855
	Total	0	65,000	65,000	0	0	0	45,000	30,000	128,000	0	333,000
Related Projects		Historical Approved Budget				Operating Budget Impact						
				<u>Revenue</u>				<u>Effective Date</u> Unknown		<u>Exp/(Rev) FTE Impact</u>		
		<u>Year</u>	<u>Total Expense</u>	<u>Net City Cost</u>	<u>Subsidies</u>	<u>Description</u>		0		0		
		2020	135,000	135,000	0	Implementation of new technology results in ongoing software maintenance and support costs						
		2021	90,000	90,000	0							
Year Identified	Start Date	Project Type for 2025		Project Lead		Est. Completion Date						
2019	January 1, 2019	Growth: 0.0 % Maintenance: 0.0 %		Eric Bailey		Ongoing`						



# Project Version Summary

<b>Project #</b>	OPS-005-22	<b>Service Area</b>	Infrastructure Services
<b>Budget Year</b>	2025	<b>Department</b>	Public Works
<b>Asset Type</b>	Unassigned	<b>Division</b>	Technical Support
<b>Title</b>	Orphan Monuments, Gateways and Miscellaneous Installations and Maintenance		
<b>Budget Status</b>	Mayor's Recommended Budget		
<b>Major Category</b>	Corporate Property Infrastructure		
<b>Wards</b>	City Wide		
<b>Version Name</b>	Main (Active)		

**Project Description**

From time to time, monuments, gateways and other items, including decorative pieces have been constructed in the public right-of-way. These projects integrate beauty and history into the fabric of the City and enriches residents' lives as well as contributing to the physical attractiveness of our City. However, these items require maintenance to ensure they last as long as possible. In the past, responsibility for maintaining these items has not always been contemplated or clearly communicated at the time of their construction. Failure to maintain the monuments, gateways and decorative pieces will cause them to deteriorate and become unsightly to residents and visitors to the City. This project provides funding for maintenance on those items for which responsibility and maintenance funding has not been previously identified.

The corridors of Dougall Avenue, Howard Avenue, and Huron Church Road represent gateways to the community. Aesthetic improvements to the structures at westbound E.C. Row Expressway as well as at the Ouellette Avenue overpass of CPR/ETR will provide continuity and enhancement of appearance for those travelling these routes.

**Version Description**

<b>Project Comments/Reference</b>	<b>Version Comments</b>
7241011	

<b>Project Detailed Forecast</b>		2025	2026	2027	2028	2029	2030	2031	2032	2033	2034	Total
<b>GL Account</b>												
<b>Expenses</b>												
5410	Construction Contracts - TCA	25,000	0	0	25,000	25,000	25,000	0	0	0	0	100,000
	Total	25,000	0	0	25,000	25,000	25,000	0	0	0	0	100,000
<b>Revenues</b>												
221	Service Sustainability Investm	25,000	0	0	25,000	25,000	25,000	0	0	0	0	100,000
	Total	25,000	0	0	25,000	25,000	25,000	0	0	0	0	100,000

<b>Related Projects</b>	<b>Historical Approved Budget</b>				<b>Operating Budget Impact</b>	
			<b>Revenue</b>			
	<u>Year</u>	<u>Total Expense</u>	<u>Net City Cost</u>	<u>Subsidies</u>		
	2024	200,000	200,000	0		

<b>Year Identified</b>	<b>Start Date</b>	<b>Project Type for 2025</b>	<b>Project Lead</b>	<b>Est. Completion Date</b>
2022	January 1, 2022	Growth: 0.0 % Maintenance: 100.0 %	Eric Bailey / Sean Soanes	Ongoing



# Project Version Summary

<b>Project #</b>	ECP-001-07	<b>Service Area</b>	Infrastructure Services
<b>Budget Year</b>	2025	<b>Department</b>	Public Works
<b>Asset Type</b>	Unassigned	<b>Division</b>	Traffic Operations & Parking
<b>Title</b>	Citywide Streetlight Rehabilitation & Relocations Including E.C. Row Expressway		
<b>Budget Status</b>	Mayor's Recommended Budget		
<b>Major Category</b>	Transportation		
<b>Wards</b>	City Wide		
<b>Version Name</b>	Main (Active)		

## Project Description

Several programs have been developed to replace, upgrade and maintain various street lights city wide. This includes:

- Street light relocation due to Enwin capital hydro project upgrades
- Upgrades to street light poles and wiring

This program relates to collector and arterial roads which do not currently meet City policies related to the provision of street lights.

To assist with installation of lighting in alleyways as per S129/2018, "Alley Lighting and Related Measures Policy".

This program is required to replace wiring, inspect and repair pole bases, rehabilitate control boxes and replace poles as required due to the age of the existing street lighting infrastructure including infrastructure on E.C. Row Expressway.

## Version Description

- 2025 - 2034: Street light relocations, upgrades to street light poles and wiring citywide including E.C. Row Expressway
- Citywide street light relocation due to Enwin capital hydro project repairs and maintenance to street light poles and wiring.
  - Immediate pole replacement for one or two poles in an area that are degrading
  - Wiring upgrades to areas without conduit and experiencing voltage/current issues.
  - Replace older/degrading underground conduit.
  - Labour costs for premature failure of decorative poles (warranty includes material only).
  - Replace degrading power supplies
  - Repair receptacles and pedestrian lighting in BIA areas.

## Project Comments/Reference

7035011

## Version Comments

## Project Detailed Forecast

GL Account	2025	2026	2027	2028	2029	2030	2031	2032	2033	2034	Total
<b>Expenses</b>											
5410 Construction Contracts - TCA	1,266,280	1,360,000	1,360,000	1,357,460	1,010,800	1,298,940	870,000	1,120,000	1,000,000	1,000,000	11,643,480
Total	1,266,280	1,360,000	1,360,000	1,357,460	1,010,800	1,298,940	870,000	1,120,000	1,000,000	1,000,000	11,643,480
<b>Revenues</b>											
169 Pay As You Go - Capital Reserve	50,000	0	0	0	0	0	0	250,000	0	0	300,000
221 Service Sustainability Investm	1,216,280	1,360,000	1,360,000	1,357,460	1,010,800	1,298,940	870,000	870,000	1,000,000	1,000,000	11,343,480
Total	1,266,280	1,360,000	1,360,000	1,357,460	1,010,800	1,298,940	870,000	1,120,000	1,000,000	1,000,000	11,643,480

Related Projects		Historical Approved Budget			Operating Budget Impact				
		Year	Total Expense	Revenue		Effective Date	Unknown	Exp/(Rev)	FTE Impact
				Net City Cost	Subsidies				
		2007	200,000	200,000	0				
		2008	375,000	375,000	0				
		2009	800,000	800,000	0				
		2010	800,000	800,000	0				
		2011	850,000	100,000	750,000				
		2015	120,000	120,000	0				
		2016	340,000	340,000	0				
		2017	400,000	400,000	0				
		2018	700,000	700,000	0				
		2019	520,000	520,000	0				
		2020	240,000	240,000	0				
		2021	660,990	660,990	0				
		2022	369,353	369,353	0				
		2023	593,375	593,375	0				
		2024	943,615	943,615	0				
Year Identified	Start Date	Project Type for 2025	Project Lead	Est. Completion Date					
2007	January 1, 2007	Growth: 0.0 % Maintenance: 100.0 %	Ian Day / Prem Patel	Ongoing`					



# Project Version Summary

<b>Project #</b>	ENG-003-17	<b>Service Area</b>	Infrastructure Services
<b>Budget Year</b>	2025	<b>Department</b>	Public Works
<b>Asset Type</b>	Unassigned	<b>Division</b>	Traffic Operations & Parking
<b>Title</b>	New Streetlights on Collectors and Arterials		
<b>Budget Status</b>	Mayor's Recommended Budget		
<b>Major Category</b>	Roads Infrastructure		
<b>Wards</b>	City Wide		
<b>Version Name</b>	Main (Active)		

<b>Project Description</b>	This program relates to collector and arterial roads which do not currently meet City policies related to the provision of street lights.										
----------------------------	---	--	--	--	--	--	--	--	--	--	--

<b>Version Description</b>											
----------------------------	--	--	--	--	--	--	--	--	--	--	--

<b>Project Comments/Reference</b>						<b>Version Comments</b>					
7223000											

<b>Project Detailed Forecast</b>											
<b>GL Account</b>	<b>2025</b>	<b>2026</b>	<b>2027</b>	<b>2028</b>	<b>2029</b>	<b>2030</b>	<b>2031</b>	<b>2032</b>	<b>2033</b>	<b>2034</b>	<b>Total</b>
<b>Expenses</b>											
5410 Construction Contracts - TCA	0	100,000	100,000	100,000	100,000	100,000	100,000	100,000	100,000	100,000	900,000
Total	0	100,000	100,000	100,000	100,000	100,000	100,000	100,000	100,000	100,000	900,000
<b>Revenues</b>											
169 Pay As You Go - Capital Reserve	0	100,000	100,000	100,000	100,000	100,000	100,000	100,000	100,000	100,000	900,000
Total	0	100,000	100,000	100,000	100,000	100,000	100,000	100,000	100,000	100,000	900,000

<b>Related Projects</b>	<b>Historical Approved Budget</b>				<b>Operating Budget Impact</b>			
			<b>Revenue</b>		<b>Effective Date</b>	Unknown	<b>Exp/(Rev)</b>	<b>FTE Impact</b>
	<b>Year</b>	<b>Total Expense</b>	<b>Net City Cost</b>	<b>Subsidies</b>	<b>Description</b>		0	0
	2022	100,000	100,000	0	Any budget deferral in approved funding will result in an increase in the operating costs for temporary repairs and maintenance.			
	2023	100,000	100,000	0				
	2024	100,000	100,000	0				

<b>Year Identified</b>	<b>Start Date</b>	<b>Project Type for 2025</b>	<b>Project Lead</b>	<b>Est. Completion Date</b>
2017	January 1, 2022	Growth: 0.0 % Maintenance: 0.0 %	Ian Day / Prem Patel	Ongoing`





# Project Version Summary

<b>Project #</b>	OPS-001-21	<b>Service Area</b>	Infrastructure Services
<b>Budget Year</b>	2025	<b>Department</b>	Public Works
<b>Asset Type</b>	Unassigned	<b>Division</b>	Traffic Operations & Parking
<b>Title</b>	Streetlight Pole Replacement Program		
<b>Budget Status</b>	Mayor's Recommended Budget		
<b>Major Category</b>	Transportation		
<b>Wards</b>	City Wide		
<b>Version Name</b>	Main (Active)		

<b>Project Description</b>	
<p>On-going major street light replacement program including pole and wiring replacement, and decorative pole/luminaire replacement. Many areas around the City require large-scale replacements due to age of infrastructure. This project would be used to address these areas on a yearly basis as funding is available. The City owns 16,325 poles and has 24,000 luminaires. Of these, 2,716 are decorative poles and more than 80% of the decorative poles are older non-LED technology. Poles have a life cycle of 20 years which means the City should be replacing 816 poles on a yearly basis in order to replace all poles at or before end of life. City staff are initiating a pole inspection program at a cost of \$150,792 to be split over a 3 year rotational term, therefore, 5,442 poles will be reviewed each year. The cost to run the inspection program will be accommodated in this project. The inspection program will identify upcoming projects for this project.</p>	
<b>Version Description</b>	
<p>The pole inspection program began in 2021 with 66% of poles inspected in the first year of the program. In 2022, the inspection program completed. In 2023, Traffic is coordinating with Geomatics and Asset Management to prioritize an annual replacement schedule based upon inspection results. Pole inspection will begin on a cyclical 4-year inspection program funded from this project annually going forward.</p> <p>The cost to replace 680 standard poles each year is ~\$5,500 per pole, and the cost to replace 135 decorative poles each year is ~\$8,500 per pole. This would cost the City ~\$4,887,500 each year. Initially a number of older decorative poles would require an upgraded luminaire which would cost an additional \$5,000 per pole. In order to begin to address the deficiencies, the following projects have already been identified as requiring immediate attention. The inspection will identify new projects each year.</p> <p>Priority pole replacement projects (includes pole replacements only, no upgrades to wiring or luminaires):</p> <ul style="list-style-type: none"> <li>* Giles Blvd (Janette to Parent) - \$200,000</li> <li>* Sandwich Area - \$522,666</li> <li>* Walkerville Area - \$1,260,000</li> <li>* University (Cameron to Sunset) - \$400,000</li> <li>* South Central Area (Wyandotte Street W to Tecumseh Street W) - \$504,000</li> </ul> <p>Future projects to be identified through the ongoing inspection program initiated in 2022.</p>	
<b>Project Comments/Reference</b>	<b>Version Comments</b>
7214002, 7219019	COMMITMENT: CR166/2021 S 136/2020: 2025 F221 \$292,304

Project Detailed Forecast																																																		
GL Account		2025	2026	2027	2028	2029	2030	2031	2032	2033	2034	Total																																						
<b>Expenses</b>																																																		
5410	Construction Contracts - TCA	442,304	100,000	100,000	638,790	940,450	722,310	501,940	500,000	366,584	366,584	4,678,962																																						
Total		442,304	100,000	100,000	638,790	940,450	722,310	501,940	500,000	366,584	366,584	4,678,962																																						
<b>Revenues</b>																																																		
221	Service Sustainability Investm	150,000	100,000	100,000	638,790	940,450	722,310	501,940	500,000	366,584	366,584	4,386,658																																						
221CF	Committed Funding	292,304	0	0	0	0	0	0	0	0	0	292,304																																						
Total		442,304	100,000	100,000	638,790	940,450	722,310	501,940	500,000	366,584	366,584	4,678,962																																						
<b>Related Projects</b>		<b>Historical Approved Budget</b>					<b>Operating Budget Impact</b>																																											
				<table border="1"> <thead> <tr> <th colspan="4">Revenue</th> </tr> <tr> <th>Year</th> <th>Total Expense</th> <th>Net City Cost</th> <th>Subsidies</th> </tr> </thead> <tbody> <tr> <td>2022</td> <td>237,304</td> <td>237,304</td> <td>0</td> </tr> <tr> <td>2023</td> <td>342,304</td> <td>342,304</td> <td>0</td> </tr> <tr> <td>2024</td> <td>442,304</td> <td>442,304</td> <td>0</td> </tr> </tbody> </table>			Revenue				Year	Total Expense	Net City Cost	Subsidies	2022	237,304	237,304	0	2023	342,304	342,304	0	2024	442,304	442,304	0	<table border="1"> <thead> <tr> <th>Effective Date</th> <th>Unknown</th> <th>Exp/(Rev)</th> <th>FTE</th> <th>Impact</th> </tr> </thead> <tbody> <tr> <td></td> <td></td> <td>0</td> <td>0</td> <td>0</td> </tr> </tbody> </table>		Effective Date	Unknown	Exp/(Rev)	FTE	Impact			0	0	0	<table border="1"> <thead> <tr> <th>Description</th> <th colspan="3"></th> </tr> </thead> <tbody> <tr> <td>Any budget deferral in approved funding will result in an increase in the operating costs for temporary repairs and maintenance.</td> <td colspan="3"></td> </tr> </tbody> </table>				Description				Any budget deferral in approved funding will result in an increase in the operating costs for temporary repairs and maintenance.			
Revenue																																																		
Year	Total Expense	Net City Cost	Subsidies																																															
2022	237,304	237,304	0																																															
2023	342,304	342,304	0																																															
2024	442,304	442,304	0																																															
Effective Date	Unknown	Exp/(Rev)	FTE	Impact																																														
		0	0	0																																														
Description																																																		
Any budget deferral in approved funding will result in an increase in the operating costs for temporary repairs and maintenance.																																																		
<b>Year Identified</b>	<b>Start Date</b>	<b>Project Type for 2025</b>		<b>Project Lead</b>			<b>Est. Completion Date</b>																																											
2021	January 1, 2021	Growth: 0.0 % Maintenance: 100.0 %		Ian Day / Prem Patel			Ongoing`																																											



# Project Version Summary

<b>Project #</b>	OPS-001-24	<b>Service Area</b>	Infrastructure Services
<b>Budget Year</b>	2025	<b>Department</b>	Public Works
<b>Asset Type</b>	Unassigned	<b>Division</b>	Traffic Operations & Parking
<b>Title</b>	Parking Enforcement Licence Plate Recognition		
<b>Budget Status</b>	Mayor's Recommended Budget		
<b>Major Category</b>	Corporate Technology		
<b>Wards</b>	City Wide		
<b>Version Name</b>	Main (Active)		

**Project Description**  
 This project is for the purchase and replacement of licence plate recognition cameras used to scan licence plates of parked cars to determine if they are parked without a permit and subject to a parking infraction. The software will then automatically issue the required parking ticket.

**Version Description**

<b>Project Comments/Reference</b>	<b>Version Comments</b>
-----------------------------------	-------------------------

<b>Project Detailed Forecast</b>											
GL Account	2025	2026	2027	2028	2029	2030	2031	2032	2033	2034	Total
<b>Expenses</b>											
5110 Machinery & Equipment - TCA	0	0	0	0	0	0	0	0	185,000	0	185,000
Total	0	0	0	0	0	0	0	0	185,000	0	185,000
<b>Revenues</b>											
169 Pay As You Go - Capital Reserve	0	0	0	0	0	0	0	0	185,000	0	185,000
Total	0	0	0	0	0	0	0	0	185,000	0	185,000

<b>Related Projects</b>	<b>Historical Approved Budget</b>	<b>Operating Budget Impact</b>
-------------------------	-----------------------------------	--------------------------------

Year Identified	Start Date	Project Type for 2025	Project Lead	Est. Completion Date
2024	January 1, 2024	Growth: 0.0 % Maintenance: 0.0 %	Bill Kralovensky / Ian Day	Ongoing



# Project Version Summary

<b>Project #</b>	OPS-003-22	<b>Service Area</b>	Infrastructure Services
<b>Budget Year</b>	2025	<b>Department</b>	Public Works
<b>Asset Type</b>	Unassigned	<b>Division</b>	Traffic Operations & Parking
<b>Title</b>	Traffic Asset Management Program		
<b>Budget Status</b>	Mayor's Recommended Budget		
<b>Major Category</b>	Corporate Technology		
<b>Wards</b>	City Wide		
<b>Version Name</b>	Main (Active)		

**Project Description**  
 Traffic Operations intends to utilize CityWide software as an inventory management system for both Signals, and Signs and Markings. The funding for this project includes software licencing fees, data collection costs (labour), and ultimately more detailed asset management.

**Version Description**  
 This project shall cover costs for data collection for both signs and markings including GPS data locating of all existing equipment, and the initial costs to develop and implement CityWide software for inventory management of traffic signal equipment. GPS data locating of all existing equipment for Traffic Signals and Signs and Markings commenced in 2022. 100% of signalized intersections and 30% of Traffic Markings have been geo located and mapped. In 2023, the GPS data locating of all traffic maintenance holes and associated fiber and wiring began. All data has been stored and mapped in an ArcGIS format with the assistance of the Geomatics Division of Engineering.

<b>Project Comments/Reference</b>	<b>Version Comments</b>
7221010, 7209000	

<b>Project Detailed Forecast</b>		2025	2026	2027	2028	2029	2030	2031	2032	2033	2034	Total
<b>GL Account</b>												
<b>Expenses</b>												
5410	Construction Contracts - TCA	50,000	50,000	50,000	50,000	50,000	50,000	50,000	50,000	50,000	50,000	500,000
	Total	50,000	50,000	50,000	50,000	50,000	50,000	50,000	50,000	50,000	50,000	500,000
<b>Revenues</b>												
169	Pay As You Go - Capital Reserve	50,000	50,000	50,000	50,000	50,000	50,000	50,000	50,000	50,000	50,000	500,000
	Total	50,000	50,000	50,000	50,000	50,000	50,000	50,000	50,000	50,000	50,000	500,000

<b>Related Projects</b>	<b>Historical Approved Budget</b>				<b>Operating Budget Impact</b>			
			<b>Revenue</b>					
	<b>Year</b>	<b>Total Expense</b>	<b>Net City Cost</b>	<b>Subsidies</b>				
	2022	50,000	0	50,000				
	2023	50,000	0	50,000				
	2024	50,000	50,000	0				

<b>Year Identified</b>	<b>Start Date</b>	<b>Project Type for 2025</b>	<b>Project Lead</b>	<b>Est. Completion Date</b>
2022	January 1, 2022	Growth: 100.0 % Maintenance: 0.0 %	Ian Day / Prem Patel	Ongoing`



# Project Version Summary

<b>Project #</b>	OPS-003-24	<b>Service Area</b>	Infrastructure Services
<b>Budget Year</b>	2025	<b>Department</b>	Public Works
<b>Asset Type</b>	Unassigned	<b>Division</b>	Traffic Operations & Parking
<b>Title</b>	Gateway Signage		
<b>Budget Status</b>	Mayor's Recommended Budget		
<b>Major Category</b>	Roads Infrastructure		
<b>Wards</b>	City Wide		
<b>Version Name</b>	Main (Active)		

<b>Project Description</b>												
Provision for installation of new and maintenance of existing gateway signage throughout the City.												
<b>Version Description</b>												
<b>Project Comments/Reference</b>						<b>Version Comments</b>						
<b>Project Detailed Forecast</b>												
<b>GL Account</b>	<b>2025</b>	<b>2026</b>	<b>2027</b>	<b>2028</b>	<b>2029</b>	<b>2030</b>	<b>2031</b>	<b>2032</b>	<b>2033</b>	<b>2034</b>	<b>Total</b>	
<b>Expenses</b>												
5410 Construction Contracts - TCA	500,000	0	0	0	0	0	0	0	0	0	500,000	
Total	500,000	0	0	0	0	0	0	0	0	0	500,000	
<b>Revenues</b>												
169 Pay As You Go - Capital Reserve	500,000	0	0	0	0	0	0	0	0	0	500,000	
Total	500,000	0	0	0	0	0	0	0	0	0	500,000	
<b>Related Projects</b>			<b>Historical Approved Budget</b>				<b>Operating Budget Impact</b>					
<b>Year Identified</b>	<b>Start Date</b>	<b>Project Type for 2025</b>		<b>Project Lead</b>			<b>Est. Completion Date</b>					
2024	January 1, 2024	Growth: 0.0 % Maintenance: 0.0 %		Ian Day			Ongoing`					



# Project Version Summary

<b>Project #</b>	OPS-007-16	<b>Service Area</b>	Infrastructure Services
<b>Budget Year</b>	2025	<b>Department</b>	Public Works
<b>Asset Type</b>	Unassigned	<b>Division</b>	Traffic Operations & Parking
<b>Title</b>	Cabana Rd. Pavement Markings		
<b>Budget Status</b>	Mayor's Recommended Budget		
<b>Major Category</b>	Roads Infrastructure		
<b>Wards</b>	Ward 1, Ward 9		
<b>Version Name</b>	Main (Active)		

<b>Project Description</b>											
CR92/2015 approves Traffic Operations to include ongoing capital requirements for the maintenance of specialty pavement markings of approximately \$110,000 every 5 years until full implementation of the Cabana/Division Road Corridor Environmental Study Report cross section.											
<b>Version Description</b>											
Cycling facilities on Cabana Road from Northway Avenue to Walker Road.											
<b>Project Comments/Reference</b>						<b>Version Comments</b>					
7241009											
<b>Project Detailed Forecast</b>											
<b>GL Account</b>	<b>2025</b>	<b>2026</b>	<b>2027</b>	<b>2028</b>	<b>2029</b>	<b>2030</b>	<b>2031</b>	<b>2032</b>	<b>2033</b>	<b>2034</b>	<b>Total</b>
<b>Expenses</b>											
5410 Construction Contracts - TCA	0	0	0	110,000	0	0	0	0	110,000	0	220,000
Total	0	0	0	110,000	0	0	0	0	110,000	0	220,000
<b>Revenues</b>											
221 Service Sustainability Investm	0	0	0	110,000	0	0	0	0	110,000	0	220,000
Total	0	0	0	110,000	0	0	0	0	110,000	0	220,000
<b>Related Projects</b>											
<b>Historical Approved Budget</b>				<b>Operating Budget Impact</b>							
		<u>Revenue</u>		<u>Effective Date</u>		<u>Unknown</u>		<u>Exp/(Rev)</u>		<u>FTE Impact</u>	
<u>Year</u>	<u>Total Expense</u>	<u>Net City Cost</u>	<u>Subsidies</u>	<u>Description</u>							
2024	110,000	110,000	0	No Operating Budget Impact				0			0
<b>Year Identified</b>	<b>Start Date</b>	<b>Project Type for 2025</b>	<b>Project Lead</b>			<b>Est. Completion Date</b>					
2016	January 1, 2020	Growth: 0.0 % Maintenance: 0.0 %	Ian Day			Every 5 Years					



## Project Version Summary

<b>Project #</b>	OPS-008-20	<b>Service Area</b>	Infrastructure Services
<b>Budget Year</b>	2025	<b>Department</b>	Public Works
<b>Asset Type</b>	Unassigned	<b>Division</b>	Traffic Operations & Parking
<b>Title</b>	Traffic Signal Upgrades and Replacements		
<b>Budget Status</b>	Mayor's Recommended Budget		
<b>Major Category</b>	Transportation		
<b>Wards</b>	City Wide		
<b>Version Name</b>	Main (Active)		

### Project Description

This project covers new and existing signals and signal system upgrades including LED replacements, video detection system upgrades/replacements, and upgrades to audible pedestrian signals required to provide for a safe and effective operating system for the user.

There are 290 signalized intersections operated by the City of Windsor. According to industry standards, the average life cycle of a signalized intersection is 20 years. In 2025, there will be 102 signalized intersections 30 years of age or older, and an additional 96 intersections 20 years of age or older. 20–30-year-old signalized intersections represent 68% of the traffic signal infrastructure in the City of Windsor. Currently these intersections are listed in the City's asset management program at an operational level of poor. The average cost to rebuild a signalized intersection ranges from \$100,000 to \$200,000. It is not possible to upgrade all of these intersections in one year, therefore, funding is required on an ongoing basis with intersections upgraded based on priority.

Vehicle detection allows for optimal signal operations and coordination, reduces stops and delays, provides green times based on vehicle demand, and adapts to ever-changing traffic conditions. The City of Windsor utilizes video detection systems. The life of a detection camera is 10 years. Detection cameras will be replaced on a 10-year rotational basis.

The useful life of the LEDs ranges from 7 – 10 years. At the time of purchase, LEDs have a 5-year warranty on lumen output, and will be replaced free of charge if they fall below acceptable lumen levels or have any type of failure within the warranty period.

As of January 1, 2016 AODA legislation requires the installation of accessible pedestrian signals be installed at newly installed signalized intersections, and at intersections where at least 50% of the pedestrian facilities are being upgraded. The cost to implement audible pedestrian signals for an intersection can range from \$10,000 to \$50,000 depending on the existing layout of poles and configuration of the signals. Currently, less than 10% of the signalized intersections in the City meet AODA requirements.

**Version Description**

Installation of all remaining 2070 controllers was completed in first quarter 2022. Upgrades required may include replacement of old or damage poles, mast arms, pole bases, cabinets, cabinet / system components, wiring, conduit or other components of the system. In 2023, funds were used to complete communications upgrades to the Rugged Comm system to increase data speeds from 100 mbs to 1 gigabit speeds. In 2024, funds will be used for material and construction costs to upgrade above ground equipment and underground infrastructure. Intersection upgrade priorities will be determined on a year-to-year basis based on age and condition of equipment and other capital project requirements with Engineering and Public Works Operations.

This project will also provide funding for non-intrusive detection implementation and the associated infrastructure improvements required for its implementation. In 2020, a tender was issued to determine a new technology that focused on multi-modal transportation detection. In 2021, a six-month trial commenced and was completed in the late summer. Iteris detection system was selected and replacement of old systems as well as installation of new intersections has begun.

Full conversion of LED signal heads was completed in late 2013/early 2014. Replacement of LEDs that have reached the end of their useful life cycle has commenced and continues on with the priority list which is based on life cycle of LEDs currently installed.

Funds will also be used to upgrade the pedestrian facilities at intersections to meet the new 2016 accessibility requirements where they have been identified through consultation with the local branch of the Canadian National Institute for the Blind (CNIB). Most intersections have push buttons installed for activation of the side street pedestrian phase, in most cases these push buttons are older models where the pad of the push button has worn off and the instruction label is no longer visible. The replacement of these buttons is required as part of on-going maintenance and due to the replacement, they must be replaced with audible style buttons. Often older intersections require physical changes such as pole movement, additional concrete, and new underground conduit and wiring.

**Project Comments/Reference**

See Document Attached.  
7209000 – 2020 Traffic Signals – Upgrades and Replacements

**Version Comments**

**Project Detailed Forecast**

GL Account	2025	2026	2027	2028	2029	2030	2031	2032	2033	2034	Total
<b>Expenses</b>											
5410 Construction Contracts - TCA	1,778,137	2,430,000	2,330,000	2,100,000	2,100,000	2,100,000	2,100,000	2,100,000	2,100,000	2,100,000	21,238,137
Total	1,778,137	2,430,000	2,330,000	2,100,000	2,100,000	2,100,000	2,100,000	2,100,000	2,100,000	2,100,000	21,238,137
<b>Revenues</b>											
169 Pay As You Go - Capital Reserve	569,000	609,000	309,000	500,000	500,000	500,000	500,000	500,000	500,000	500,000	4,987,000
221 Service Sustainability Investm	1,209,137	1,821,000	2,021,000	1,600,000	1,600,000	1,600,000	1,600,000	1,600,000	1,600,000	1,600,000	16,251,137
Total	1,778,137	2,430,000	2,330,000	2,100,000	2,100,000	2,100,000	2,100,000	2,100,000	2,100,000	2,100,000	21,238,137



Related Projects		Historical Approved Budget			Operating Budget Impact				
Precedes		Year	Total Expense	Revenue		Effective Date	Unknown	Exp/(Rev)	FTE Impact
				Net City Cost	Subsidies				
OPS-012-07		2020	1,294,475	1,294,475	0				
OPS-002-09		2021	1,271,208	1,271,208	0				
OPS-001-10		2022	2,088,259	2,088,259	0				
OPS-003-16		2023	804,673	804,673	0				
		2024	1,721,405	1,721,405	0				
<b>Project Title</b>									
Traffic Signals - Capital Upgrades and Replacements					Any budget deferral in approved funding will result in an increase in the operating costs for temporary repairs and maintenance. Addition of video detection equipment will increase maintenance operating costs. Increased costs will be offset with decreased costs related to the number of service calls and investigation related to complaints due to the automation and upgrades. Net effect on operating is unknown at this time.				
Year Identified	Start Date	Project Type for 2025	Project Lead	Est. Completion Date					
2020	January 1, 2020	Growth: 32.0 % Maintenance: 68.0 %	Ian Day	Ongoing`					

No.	INTERSECTION	LAST UPGRADE	UPGRADE DUE	AGE	YEARS LEFT IN LIFE CYCLE (negative number indicates years past the useful life cycle)	PLAN FOR REBUILD
1	BROCK & SANDWICH	1970	1990	55	-35	Replace with Crossride BNA work 2024
2	KILDARE & SENECA	1978	1998	47	-27	Warrant for removal 2024
3	CALIFORNIA & TECUMSEH	1980	2000	45	-25	
4	CANTELON & LAUZON PKWY	1980	2000	45	-25	2024 AMP Funding
5	CENTRAL & E.C. ROW (N)	1980	2000	45	-25	
6	CENTRAL & E.C. ROW (S)	1980	2000	45	-25	
7	DOMINION & E.C. ROW (N)	1980	2000	45	-25	
8	DOMINION & E.C. ROW (S)	1980	2000	45	-25	
9	HAWTHORNE & LAUZON PKWY	1980	2000	45	-25	2024 AMP Funding
10	RICHMOND & WALKER	1980	2000	45	-25	
11	CAMPBELL & TECUMSEH	1984	2004	41	-21	
12	CRAWFORD & WYANDOTTE	1984	2004	41	-21	TBD With Engineering
13	DIVISION & HOWARD	1984	2004	41	-21	
14	ELLIOTT & GOYEAU	1984	2004	41	-21	
15	SUNSET & UNIVERSITY	1984	2004	41	-21	University EA
16	BRUCE & UNIVERSITY	1985	2005	40	-20	University EA
17	CHATHAM & GOYEAU	1985	2005	40	-20	
18	DOMINION & GRAND MARAIS	1985	2005	40	-20	
19	FOREST GLADE & TECUMSEH	1985	2005	40	-20	2026 With Engineering
20	GEORGE & WYANDOTTE	1985	2005	40	-20	
21	GOYEAU & UNIVERSITY	1985	2005	40	-20	
22	HOWARD & ROUNDHOUSE	1985	2005	40	-20	2025 Engineering
23	CENTRAL & TECUMSEH	1986	2006	39	-19	
24	DOUGALL & TECUMSEH	1986	2006	39	-19	
25	HALL & TECUMSEH	1986	2006	39	-19	
26	JEFFERSON & ROSE	1986	2006	39	-19	
27	KILDARE & OTTAWA	1986	2006	39	-19	
28	KILDARE & TECUMSEH	1986	2006	39	-19	
29	LINCOLN & TECUMSEH	1986	2006	39	-19	2024 with Contracts
30	OTTAWA & PARENT	1986	2006	39	-19	
31	CRAWFORD & UNIVERSITY	1987	2007	38	-18	University EA
32	DOUGALL & SUPERCENTER	1987	2007	38	-18	
33	ERIE & OUELLETTE	1987	2007	38	-18	TBD With Engineering
34	GOYEAU & TUSCARORA	1987	2007	38	-18	
35	MCDUGALL & SHEPHERD	1987	2007	38	-18	
36	MELDRUM & TECUMSEH	1987	2007	38	-18	
37	MILL & SANDWICH	1987	2007	38	-18	2024 (BNA Bridge Works)
38	OTTAWA & WALKER	1987	2007	38	-18	
39	PARENT & TECUMSEH	1987	2007	38	-18	
40	CALIFORNIA & COLLEGE	1988	2008	37	-17	
41	EUGENIE & OUELLETTE	1988	2008	37	-17	
42	FORD & TECUMSEH	1988	2008	37	-17	
43	GEORGE & TECUMSEH	1988	2008	37	-17	
44	PILLETTE & WYANDOTTE	1988	2008	37	-17	
45	PRINCESS & TECUMSEH	1988	2008	37	-17	
46	RIVARD & TECUMSEH	1988	2008	37	-17	
47	SEMINOLE & WALKER	1988	2008	37	-17	
48	SENECA & WALKER	1988	2008	37	-17	
49	AYLMER & WYANDOTTE	1989	2009	36	-16	
50	FOREST GLADE & LAUZON RD	1989	2009	36	-16	
51	FOREST GLADE & WILDWOOD	1989	2009	36	-16	
52	GLENGARRY & WYANDOTTE	1989	2009	36	-16	
53	GOYEAU & PITT	1989	2009	36	-16	
54	GOYEAU & RIVERSIDE	1989	2009	36	-16	
55	GRAND MARAIS & HOWARD	1989	2009	36	-16	
56	HALL & WYANDOTTE	1989	2009	36	-16	

No.	INTERSECTION	LAST UPGRADE	UPGRADE DUE	AGE	YEARS LEFT IN LIFE CYCLE (negative number indicates years past the useful life cycle)	PLAN FOR REBUILD
57	HURON CHURCH & NORTHWOOD	1989	2009	36	-16	
58	PARENT & WYANDOTTE	1989	2009	36	-16	
59	TECUMSEH & WESTMINSTER	1989	2009	36	-16	2022 with Contracts
60	BRUCE & WYANDOTTE	1990	2010	35	-15	
61	COUNTY RD 42 & COUNTY RD 17	1990	2010	35	-15	Sandwich South Master Plan
62	COUNTY RD 42 & LAUZON PKWY	1990	2010	35	-15	Sandwich South Master Plan
63	E.C. ROW & BANWELL	1990	2010	35	-15	
64	JANETTE & WYANDOTTE	1990	2010	35	-15	
65	PATRICIA & WYANDOTTE	1990	2010	35	-15	
66	PELISSIER & WYANDOTTE	1990	2010	35	-15	
67	SUNSET & WYANDOTTE W	1990	2010	35	-15	
68	UNIVERSITY & VICTORIA	1990	2010	35	-15	University EA
69	DOUGALL & NOTTINGHAM	1991	2011	34	-14	
70	HURON CHURCH & UNIVERSITY	1991	2011	34	-14	
71	WINDSOR & WYANDOTTE	1991	2011	34	-14	
72	VICTORIA & WYANDOTTE	1992	2012	33	-13	
73	CENTRAL & SEMINOLE	1992	2012	33	-13	
74	CHURCH & UNIVERSITY	1992	2012	33	-13	University EA
75	DOUGALL & NORFOLK	1992	2012	33	-13	
76	DOUGALL & WEST GRAND	1992	2012	33	-13	
77	DROUILLARD & SEMINOLE	1992	2012	33	-13	
78	GEORGE & SEMINOLE	1992	2012	33	-13	
79	HURON CHURCH & WYANDOTTE	1992	2012	33	-13	
80	PILLETTE & SEMINOLE	1992	2012	33	-13	
81	DROUILLARD & RIVERSIDE	1993	2013	32	-12	
82	ELLIOTT & MCDUGALL	1993	2013	32	-12	
83	ELLIS & OUELLETTE	1993	2013	32	-12	
84	WELLINGTON & WYANDOTTE	1993	2013	32	-12	
85	AYLMER & RIVERSIDE	1994	2014	31	-11	
86	BRUCE & RIVERSIDE	1994	2014	31	-11	
87	CHRYSLER CENTRE & GATE 4	1994	2014	31	-11	
88	CHURCH & RIVERSIDE	1994	2014	31	-11	
89	COLLEGE & HURON CHURCH	1994	2014	31	-11	
90	ERIE & GOYEAU	1994	2014	31	-11	
91	GILES & GOYEAU	1994	2014	31	-11	
92	GILES & MCDUGALL	1994	2014	31	-11	
93	GILES & PARENT	1994	2014	31	-11	
94	GLENGARRY & RIVERSIDE	1994	2014	31	-11	
95	OUELLETTE & SHEPHERD	1994	2014	31	-11	
96	WATSON & WYANDOTTE	1994	2014	31	-11	
97	CAMPBELL & GROVE	1995	2015	30	-10	
98	CHRYSLER CENTRE & GATE 5	1995	2015	30	-10	
99	EDINBOROUGH & HOWARD	1995	2015	30	-10	
100	ERIE & MCDUGALL	1995	2015	30	-10	2028 with Engineering
101	ERIE & VICTORIA	1995	2015	30	-10	
102	GOYEAU & WYANDOTTE	1995	2015	30	-10	
103	CENTRAL & TEMPLE	1996	2016	29	-9	
104	CHRYSLER CENTRE & GATE 2	1996	2016	29	-9	
105	DIVISION & SYDNEY	1996	2016	29	-9	
106	GOYEAU & PARK	1996	2016	29	-9	
107	HIRAMWALKERS & RIVERSIDE	1996	2016	29	-9	
108	JEFFERSON & RAYMOND	1996	2016	29	-9	
109	MCDUGALL & HOWARD	1996	2016	29	-9	
110	MCKAY & UNIVERSITY	1996	2016	29	-9	University EA
111	MONTREUIL & RIVERSIDE	1996	2016	29	-9	
112	PARK & VICTORIA	1996	2016	29	-9	

No.	INTERSECTION	LAST UPGRADE	UPGRADE DUE	AGE	YEARS LEFT IN LIFE CYCLE (negative number indicates years past the useful life cycle)	PLAN FOR REBUILD	No.	INTERSECTION	LAST UPGRADE	UPGRADE DUE	AGE	YEARS LEFT IN LIFE CYCLE (negative number indicates years past the useful life cycle)	PLAN FOR REBUILD
113	ST. LOUIS & WYANDOTTE	1996	2016	29	-9		173	SCULPTURE GARDEN & RIVERSIDE	2001	2021	24	-4	
114	CHATHAM & GLENGARRY	1997	2017	28	-8		174	CURRY & GRAND MARAIS	2002	2022	23	-3	
115	CURRY & WYANDOTTE	1997	2017	28	-8		175	DIVISION & WALKER	2002	2022	23	-3	
116	DOMINION & LABELLE	1997	2017	28	-8		176	DROUILLARD & TECUMSEH	2002	2022	23	-3	
117	EUGENIE & HOWARD	1997	2017	28	-8		177	FERRY & RIVERSIDE	2002	2022	23	-3	
118	FLORENCE & RIVERSIDE	1997	2017	28	-8		178	McDOUGALL & TECUMSEH	2002	2022	23	-3	
119	GLENGARRY & UNIVERSITY	1997	2017	28	-8		179	OUELLETTE & RIVERSIDE	2002	2022	23	-3	
120	HOWARD & COUNTRY CLUB/LAKE TRAIL	1997	2017	28	-8	2028 With Engineering	180	RAYMO & WYANDOTTE	2002	2022	23	-3	
121	HOWARD & TECUMSEH	1997	2017	28	-8		181	SEMINOLE & SNAKE LANE	2002	2022	23	-3	
122	PILLETTE & RIVERSIDE	1997	2017	28	-8		182	WALKER & CALDERWOOD	2002	2022	23	-3	
123	RIVERSIDE & WALKER	1997	2017	28	-8		183	BANWELL & TECUMSEH	2003	2023	22	-2	
124	THOMPSON & WYANDOTTE	1997	2017	28	-8		184	TECUMSEH & WALKER	2003	2023	22	-2	
125	AYLMER & UNIVERSITY	1998	2018	27	-7		185	WALKER & CANADA POST	2003	2023	22	-2	
126	CENTRAL & DEZIEL	1998	2018	27	-7		186	CHRYSLER CTR. & GATE 3	2004	2024	21	-1	
127	CENTRAL & YPRES	1998	2018	27	-7		187	DOUGALL PKWY & SIXTH CONC	2004	2024	21	-1	
128	CRAWFORD & COLLEGE	1998	2018	27	-7		188	FOSTER & WALKER	2004	2024	21	-1	
129	E.C. ROW (N) & HOWARD	1998	2018	27	-7		189	MONMOUTH & OTTAWA	2004	2024	21	-1	
130	E.C. ROW (S) & HOWARD	1998	2018	27	-7		190	WALKER & COCO PLAZA	2004	2024	21	-1	
131	FLORA & RIVERSIDE	1998	2018	27	-7		191	CABANA & HOWARD	2005	2025	20	0	
132	HOWARD & LOGAN	1998	2018	27	-7		192	CENTRAL & GRAND MARAIS	2005	2025	20	0	
133	JEFFERSON & QUEEN ELIZABETH	1998	2018	27	-7		193	CHRYSLER CENTRE & GRAND MARAIS	2005	2025	20	0	
134	LAUZON PKWY & TWIN OAKS	1998	2018	27	-7		194	CHRYSLER CTR. & GATE 1	2005	2025	20	0	
135	MCDUGALL & CITY HALL SQUARE S.	1998	2018	27	-7		195	GRAND MARAIS & GATE #8	2005	2025	20	0	
136	MCDUGALL & RIVERSIDE	1998	2018	27	-7		196	HOWARD & SHEPHERD	2005	2025	20	0	
137	MCDUGALL & UNIVERSITY	1998	2018	27	-7		197	JEFFERSON & TECUMSEH	2005	2025	20	0	
138	McDOUGALL & WYANDOTTE	1998	2018	27	-7		198	TECUMSEH & CLOVER	2005	2025	20	0	
139	PARENT & ELLIS	1998	2018	27	-7	2023 with Contracts	199	GILES & HOWARD	2006	2026	19	1	
140	PROVINCIAL & SIXTH CONC.	1998	2018	27	-7	2023 with Engineering	200	HOWARD & OTTAWA	2006	2026	19	1	
141	RIVERSIDE & STRABANE	1998	2018	27	-7		201	LAUZON & LITTLE RIVER	2006	2026	19	1	
142	ST.ROSE & WYANDOTTE	1998	2018	27	-7	2024 Rebuild	202	MILL & WYANDOTTE	2006	2026	19	1	
143	TECUMSEH & LOEB IGA	1998	2018	27	-7		203	OJIBWAY & SPRUCEWOOD	2006	2026	19	1	Some upgrades in 2019
144	VICTORIA & YMCA	1998	2018	27	-7		204	CHATHAM & OUELLETTE	2007	2027	18	2	
145	ANNIE & TECUMSEH	1999	2019	26	-6		205	DROUILLARD & WYANDOTTE	2007	2027	18	2	2023 AMP Funding
146	CRAWFORD & TECUMSEH	1999	2019	26	-6	TBD with Engineering	206	TECUMSEH & AUTO MALL	2007	2027	18	2	
147	CURRY/SOUTH CAMERON & TECUMSEH	1999	2019	26	-6		207	LAUZON RD & McHUGH/LAUZON LINE	2008	2028	17	3	
148	DIVISION & MARENTETTE	1999	2019	26	-6		208	CHATHAM & MCDUGALL	2008	2028	17	3	
149	CANADIAN TIRE & TECUMSEH	1999	2019	26	-6		209	DIVISION AND HOME DEPOT	2008	2028	17	3	
150	LAUZON & TECUMSEH	1999	2019	26	-6		210	ERIE & HOWARD	2008	2028	17	3	
151	LAUZON & THE MALL	1999	2019	26	-6		211	GRAND MARAIS & WALKER	2008	2028	17	3	
152	LAUZON PKWY & TECUMSEH	1999	2019	26	-6		212	LAUZON & WYANDOTTE	2008	2028	17	3	
153	LINCOLN & RIVERSIDE	1999	2019	26	-6		213	MCDUGALL & PITT	2008	2028	17	3	
154	OJIBWAY & WEAVER	1999	2019	26	-6	2023 AMP Funding	214	MCHUGH & WFCU EAST ENTRANCE	2008	2028	17	3	
155	WALKER & ST JULIEN	1999	2019	26	-6		215	OUELLETTE & UNIVERSITY	2008	2028	17	3	
156	WALKER & VIMY	1999	2019	26	-6		216	WYANDOTTE & RIVERDALE	2008	2028	17	3	
157	CAMPBELL & COLLEGE	2000	2020	25	-5		217	CLOVER & MCHUGH	2009	2028	16	4	
158	COLLEGE & WELLINGTON	2000	2020	25	-5		218	HOWARD & NORTH TALBOT	2009	2029	16	4	
159	DOUGALL & ROSELAND	2000	2020	25	-5		219	MAIDEN LANE & OUELLETTE	2009	2029	16	4	
160	DROUILLARD & MILLOY	2000	2020	25	-5		220	PROVINCIAL & LOWE'S	2009	2029	16	4	
161	FORD GATE & SEMINOLE	2000	2020	25	-5		221	WALKER & DIGBY	2009	2029	16	4	
162	OUELLETTE & PITT	2000	2020	25	-5		222	WALKER & PARKDALE	2009	2029	16	4	
163	PARENT & RIVERSIDE	2000	2020	25	-5		223	HURON CHURCH & RIVERSIDE	2009	2029	16	4	
164	WALKER & YPRES	2000	2020	25	-5		224	CRAWFORD & RIVERSIDE	2010	2029	15	5	
165	CAMPBELL & UNIVERSITY	2001	2021	24	-4	University EA	225	DOUGALL & E.C. ROW (N)	2010	2030	15	5	Replacement 2023
166	JEFFERSON & QUALITY WAY	2001	2021	24	-4		226	DOUGALL & E.C. ROW (S)	2010	2030	15	5	Replacement 2023
167	LAUZON & TRANBY	2001	2021	24	-4		227	DUCHARME & WALKER	2010	2030	15	5	
168	LAUZON PKWY & CATHERINE	2001	2021	24	-4		228	EASTPARK & TECUMSEH	2010	2030	15	5	
169	LAUZON PKWY & LAUZON LINE	2001	2021	24	-4		229	HOWARD & MEMORIAL	2010	2030	15	5	
170	MATCHETTE & PRINCE	2001	2021	24	-4		230	MONMOUTH & WYANDOTTE	2010	2030	15	5	
171	PILLETTE & PLYMOUTH	2001	2021	24	-4		231	OUELLETTE & PARK	2010	2030	15	5	
172	PILLETTE & TECUMSEH	2001	2021	24	-4		232	OUELLETTE & TECUMSEH	2010	2030	15	5	



No.	INTERSECTION	LAST UPGRADE	UPGRADE DUE	AGE	YEARS LEFT IN LIFE CYCLE (negative number indicates years past the useful life cycle)	PLAN FOR REBUILD	No.	INTERSECTION	LAST UPGRADE	UPGRADE DUE	AGE	YEARS LEFT IN LIFE CYCLE (negative number indicates years past the useful life cycle)	PLAN FOR REBUILD
233	PARK & PELISSIER	2010	2030	15	5		263	CABANA & HOLBURN	2017	2037	8	12	
234	PELISSIER & UNIVERSITY	2010	2030	15	5		264	DIVISION & UNION SQUARE PLAZA	2018	2037	7	13	
235	PROVINCIAL & WALKER	2010	2030	15	5		265	LAUZON & RIVERSIDE	2018	2038	7	13	
236	ROSEVILLE & TECUMSEH	2010	2030	15	5		266	ELLIOTT & OUELLETTE	2018	2038	7	13	
237	TECUMSEH & HOME DEPOT	2010	2030	15	5		267	HURON CHURCH & TOTTEN	2019	2039	6	14	
238	WALKER & HOME DEPOT	2010	2030	15	5		268	HURON CHURCH & MALDEN	2019	2039	6	14	
239	WALKER & SEVENTH CONCESSION	2010	2030	15	5		269	DORCHESTER & HURON CHURCH	2019	2039	6	14	
240	WALKER & WYANDOTTE	2010	2030	15	5		270	DOUGALL AVE & OUELLETTE PL	2019	2039	6	14	
241	CABANA & PROVINCIAL	2012	2030	13	7		271	RIVERSIDE DRIVE & DEVONSHIRE	2020	2040	5	15	
242	DOMINION & TOTTEN	2012	2032	13	7		272	DOMINION & NORTHWOOD	2020	2040	5	15	
243	E.C. ROW (N) & WALKER	2012	2032	13	7		273	BANWELL & PALMETTO	2020	2040	5	15	
244	E.C. ROW (S) & WALKER	2012	2032	13	7		274	STRABANE & WYANDOTTE	2020	2040	5	15	
245	RANDOLPH & WYANDOTTE	2012	2032	13	7		275	DARFIELD & MCHUGH	2021	2041	4	16	
246	RIVERSIDE & RIVERDALE	2012	2032	13	7		276	LAUZON RD & SPITFIRE WAY	2021	2041	4	16	
247	RIVERSIDE & SOLIDARTITY TOWERS	2012	2032	13	7		277	HURON CHURCH & TECUMSEH	2021	2041	4	16	
248	CALIFORNIA & WYANDOTTE	2013	2032	12	8		278	CABANA & DOMINION	2021	2041	4	16	
249	CAMPBELL & WYANDOTTE	2013	2033	12	8		279	GIRARDOT & HURON CHURCH	2021	2041	4	16	Asthetic Upgrade 2021
250	GLADSTONE & OTTAWA	2013	2033	12	8		280	CABANA & DOUGALL	2021	2041	4	16	
251	HALL & OTTAWA	2013	2033	12	8		281	BERNARD & TECUMSEH	2022	2042	3	17	
252	LINCOLN & OTTAWA	2013	2033	12	8		282	NORTHWAY & TECUMSEH	2022	2042	3	17	
253	SYDNEY & WALKER	2013	2033	12	8		283	BANWELL & MCHUGH/MCNORTON	2022	2042	3	17	
254	WALKER & AIRPORT	2013	2033	12	8		284	DOUGALL & EUGENIE	2022	2042	3	17	
255	CALIFORNIA & UNIVERSITY	2014	2033	11	9	University EA	285	EUGENIE & MCDUGALL	2022	2042	3	17	
256	DEVONSHIRE & WYANDOTTE	2014	2034	11	9		286	BANWELL & WILDWOOD	2022	2042	3	20	
257	GLADSTONE & WYANDOTTE	2014	2034	11	9		287	ESSEX WAY & LAUZON PKWY	2023	2043	2	18	2023 AMP Funding
258	LINCOLN & WYANDOTTE	2014	2034	11	9		288	ESSEX WAY & LAUZON PKWY	2023	2043	2	18	2023 AMP Funding
259	GOYEAU & HOTEL DIEU CROSSING	2015	2034	10	10		289	CABANA & GLENWOOD	2023	2043	2	18	2023 With Engineering
260	GILES & OUELLETTE	2017	2035	8	12		290	AYLMER & CHATHAM	2023				Removed
261	JEFFERSON & WYANDOTTE	2017	2037	8	12								
262	OUELLETTE & WYANDOTTE	2017	2037	8	12								



# Project Version Summary

<b>Project #</b>	OPS-010-07	<b>Service Area</b>	Infrastructure Services
<b>Budget Year</b>	2025	<b>Department</b>	Public Works
<b>Asset Type</b>	Unassigned	<b>Division</b>	Traffic Operations & Parking
<b>Title</b>	Advanced Traffic Management System (ATMS) - System Maintenance		
<b>Budget Status</b>	Mayor's Recommended Budget		
<b>Major Category</b>	Transportation		
<b>Wards</b>	City Wide		
<b>Version Name</b>	Main (Active)		

<b>Project Description</b>												
Council approved upgrading of the ATMS system via CR636/2002 implementing a staged approach to traffic signal system upgrades. Stage 2 was approved by CR359/2005 to commence the workstation interface. CR71/2010 approved the pilot project for implementation of the 2070 controller and D4 firmware, communications system upgrade to Ethernet from serial communications, system components to facilitate/integrate the 2070 and ethernet communication systems. Successful implementation of the pilot project made the 2070 the standard controller. This project will be ongoing.												
<b>Version Description</b>												
The requested funds will be used for continued maintenance and addition of enhancements to the KITS/ATMS and continued maintenance of traffic controller equipment to the 2070 controller. This also includes rehabilitating the communication system to Ethernet from serial via fibre, broadband and cellular, replacement and upgrade of the central system hardware, implantation of central system modules, continued maintenance of the KITS/ATMS enhanced operational functionalities, travel time monitoring, adaptive traffic, continued CCTV camera expansion, and installation of ITS components associated with the system. KITS/ATMS system upgrades will include update to Traction Gold to complement the installation of a pre-emption priority system with Windsor Fire services and Windsor Transit. An integration of new technologies and data acquisition is being reviewed for future installation.												
<b>Project Comments/Reference</b>						<b>Version Comments</b>						
7003326												
<b>Project Detailed Forecast</b>												
<b>GL Account</b>		<b>2025</b>	<b>2026</b>	<b>2027</b>	<b>2028</b>	<b>2029</b>	<b>2030</b>	<b>2031</b>	<b>2032</b>	<b>2033</b>	<b>2034</b>	<b>Total</b>
<b>Expenses</b>												
5410	Construction Contracts - TCA	400,000	400,000	400,000	400,000	400,000	400,000	400,000	400,000	400,000	400,000	4,000,000
	Total	400,000	400,000	400,000	400,000	400,000	400,000	400,000	400,000	400,000	400,000	4,000,000
<b>Revenues</b>												
221	Service Sustainability Investm	400,000	400,000	400,000	400,000	400,000	400,000	400,000	400,000	400,000	400,000	4,000,000
	Total	400,000	400,000	400,000	400,000	400,000	400,000	400,000	400,000	400,000	400,000	4,000,000

Related Projects		Historical Approved Budget			Operating Budget Impact				
		Year	Total Expense	Revenue		Effective Date	Unknown	Exp/(Rev)	FTE Impact
				Net City Cost	Subsidies				
		2007	200,000	200,000	0				
		2008	200,000	200,000	0				
		2009	200,000	200,000	0				
		2010	200,000	200,000	0				
		2011	200,000	200,000	0				
		2012	200,000	200,000	0				
		2013	100,000	100,000	0				
		2015	250,000	250,000	0				
		2016	200,000	200,000	0				
		2017	200,000	200,000	0				
		2018	600,000	600,000	0				
		2019	520,000	520,000	0				
		2020	952,000	952,000	0				
		2021	488,000	488,000	0				
		2022	420,000	420,000	0				
		2023	234,000	234,000	0				
		2024	400,000	400,000	0				
Year Identified	Start Date	Project Type for 2025		Project Lead	Est. Completion Date				
2007	January 1, 2015	Growth: 0.0 % Maintenance: 100.0 %		Ian Day	Ongoing`				



# Project Version Summary

<b>Project #</b>	OPS-001-18	<b>Service Area</b>	Infrastructure Services
<b>Budget Year</b>	2025	<b>Department</b>	Public Works
<b>Asset Type</b>	Unassigned	<b>Division</b>	Transportation Planning
<b>Title</b>	School Neighbourhood Policy		
<b>Budget Status</b>	Mayor's Recommended Budget		
<b>Major Category</b>	Transportation		
<b>Wards</b>	City Wide		
<b>Version Name</b>	Main (Active)		

<b>Project Description</b>												
The cost to implement the School Neighbourhood Policy varies on a location basis. Locations requiring school zone signage with controllable flashing signs are estimated to cost approximately \$15,000 per street location. Other standard signage is less costly to install and maintain.												
<b>Version Description</b>												
In October of 2016, Council adopted the School Neighbourhood Policy, CR645/2016. Based on a high-level estimate, bringing all of the school locations into compliance with the policy will cost approximately \$1.8 million. Implementation of policy recommendations at existing locations will be undertaken on a priority basis as funding and resources allow.												
<b>Project Comments/Reference</b>						<b>Version Comments</b>						
7202008												
<b>Project Detailed Forecast</b>												
<b>GL Account</b>	<b>2025</b>	<b>2026</b>	<b>2027</b>	<b>2028</b>	<b>2029</b>	<b>2030</b>	<b>2031</b>	<b>2032</b>	<b>2033</b>	<b>2034</b>	<b>Total</b>	
<b>Expenses</b>												
5475 Non-Tendered Construction Cost	50,000	50,000	50,000	100,000	100,000	107,800	0	0	315,000	50,000	822,800	
Total	50,000	50,000	50,000	100,000	100,000	107,800	0	0	315,000	50,000	822,800	
<b>Revenues</b>												
169 Pay As You Go - Capital Reserve	50,000	50,000	50,000	100,000	100,000	107,800	0	0	315,000	50,000	822,800	
Total	50,000	50,000	50,000	100,000	100,000	107,800	0	0	315,000	50,000	822,800	
<b>Related Projects</b>			<b>Historical Approved Budget</b>				<b>Operating Budget Impact</b>					
					<b>Revenue</b>		<b>Effective Date</b>		<b>Unknown</b>		<b>Exp/(Rev) FTE Impact</b>	
			<b>Year</b>	<b>Total Expense</b>	<b>Net City Cost</b>	<b>Subsidies</b>	<b>Description</b>				<b>0</b>	<b>0</b>
			2022	150,000	150,000	0	The addition of signage including controllable flashing signs have associated on-going maintenance costs					
			2023	150,000	150,000	0						
			2024	40,000	40,000	0						
<b>Year Identified</b>	<b>Start Date</b>	<b>Project Type for 2025</b>			<b>Project Lead</b>		<b>Est. Completion Date</b>					
2018	January 1, 2022	Growth: 100.0 % Maintenance: 0.0 %			Ray Sayyadi		Ongoing`					



# Project Version Summary

<b>Project #</b>	OPS-001-19	<b>Service Area</b>	Infrastructure Services
<b>Budget Year</b>	2025	<b>Department</b>	Public Works
<b>Asset Type</b>	Unassigned	<b>Division</b>	Transportation Planning
<b>Title</b>	Pedestrian Crossovers		
<b>Budget Status</b>	Mayor's Recommended Budget		
<b>Major Category</b>	Transportation		
<b>Wards</b>	City Wide		
<b>Version Name</b>	Main (Active)		

<b>Project Description</b>																																							
This project would cover the materials and construction of new pedestrian crossovers (PXO). PXO's are defined in the Ministry of Transportation Ontario OTM Book 15; they currently include multiple types of treatment options that can be installed depending on traffic and geometric characteristics of the site. PXO's may require anything from signs with crossing markings, flashing beacons, or fully signalized pedestrian signals. Costs range from \$30,000 to \$100,000 depending on the treatment required.																																							
<b>Version Description</b>																																							
Installation of PXO's is based on prioritization exercise and warrants as funding is available. There are currently 29 in the priority list that are warranted and there are an additional 27 locations under review. It will cost approximately \$65,000 each on average, or \$1,885,000 to complete the 29 locations on the current priority list.																																							
<b>Project Comments/Reference</b>						<b>Version Comments</b>																																	
7191010																																							
<b>Project Detailed Forecast</b>																																							
<b>GL Account</b>	<b>2025</b>	<b>2026</b>	<b>2027</b>	<b>2028</b>	<b>2029</b>	<b>2030</b>	<b>2031</b>	<b>2032</b>	<b>2033</b>	<b>2034</b>	<b>Total</b>																												
<b>Expenses</b>																																							
5410 Construction Contracts - TCA	100,000	100,000	100,000	200,000	100,000	0	0	103,000	320,000	450,000	1,473,000																												
Total	100,000	100,000	100,000	200,000	100,000	0	0	103,000	320,000	450,000	1,473,000																												
<b>Revenues</b>																																							
169 Pay As You Go - Capital Reserve	100,000	100,000	100,000	200,000	100,000	0	0	103,000	320,000	450,000	1,473,000																												
Total	100,000	100,000	100,000	200,000	100,000	0	0	103,000	320,000	450,000	1,473,000																												
<b>Related Projects</b>			<b>Historical Approved Budget</b>				<b>Operating Budget Impact</b>																																
			<table border="1"> <thead> <tr> <th rowspan="2">Year</th> <th rowspan="2">Total Expense</th> <th colspan="2">Revenue</th> </tr> <tr> <th>Net City Cost</th> <th>Subsidies</th> </tr> </thead> <tbody> <tr> <td>2019</td> <td>200,000</td> <td>200,000</td> <td>0</td> </tr> <tr> <td>2021</td> <td>164,993</td> <td>0</td> <td>164,993</td> </tr> <tr> <td>2022</td> <td>200,000</td> <td>200,000</td> <td>0</td> </tr> </tbody> </table>				Year	Total Expense	Revenue		Net City Cost	Subsidies	2019	200,000	200,000	0	2021	164,993	0	164,993	2022	200,000	200,000	0	<table border="1"> <thead> <tr> <th>Effective Date</th> <th>Unknown</th> <th>Exp/(Rev)</th> <th>FTE</th> <th>Impact</th> </tr> </thead> <tbody> <tr> <td>Description</td> <td></td> <td>0</td> <td>0</td> <td></td> </tr> </tbody> </table>					Effective Date	Unknown	Exp/(Rev)	FTE	Impact	Description		0	0	
Year	Total Expense	Revenue																																					
		Net City Cost	Subsidies																																				
2019	200,000	200,000	0																																				
2021	164,993	0	164,993																																				
2022	200,000	200,000	0																																				
Effective Date	Unknown	Exp/(Rev)	FTE	Impact																																			
Description		0	0																																				
			<p>Addition of PXO's will increase ongoing maintenance operating costs. The affect on ongoing operating costs will be dependent upon the quantity and treatments installed.</p>																																				
<b>Year Identified</b>	<b>Start Date</b>	<b>Project Type for 2025</b>		<b>Project Lead</b>		<b>Est. Completion Date</b>																																	
2019	January 1, 2019	Growth: 100.0 % Maintenance: 0.0 %		Ray Sayyadi		Ongoing																																	





# Project Version Summary

<b>Project #</b>	OPS-009-07	<b>Service Area</b>	Infrastructure Services
<b>Budget Year</b>	2025	<b>Department</b>	Public Works
<b>Asset Type</b>	Unassigned	<b>Division</b>	Transportation Planning
<b>Title</b>	Transportation Planning Environmental Study Reports (ESRs)		
<b>Budget Status</b>	Mayor's Recommended Budget		
<b>Major Category</b>	Transportation		
<b>Wards</b>	City Wide		
<b>Version Name</b>	Main (Active)		

<b>Project Description</b>
<p>Ongoing allocation to provide funds for Environmental Study Reports (ESR) as approved by CR148/2001.</p> <p>The list of upcoming ESRs (alpha order) are:</p> <ul style="list-style-type: none"> <li>- Central (Tecumseh to Grand Marais)</li> <li>- Jefferson (Rose to Airport Lands)</li> <li>- Lauzon Road (Tecumseh Road East to Forest Glade Drive)</li> <li>- Transportation Master Plan</li> <li>- Truck Route Study</li> <li>- Wyandotte Street East Extension (Jarvis to Banwell)</li> </ul>

<b>Version Description</b>
<p>ESRs typically extend beyond one year in duration (range from \$70,000 - \$500,000 per study). Currently work is ongoing for the Truck Route Study and the Wyandotte Street East Extension. Upcoming plans include a revised Transportation Master Plan when funding is available.</p> <p>Note: Annual budgets may need to be accumulated in order to initiate a typical ESR if the cost is significant.</p>

<b>Project Comments/Reference</b>	<b>Version Comments</b>
7086010	

<b>Project Detailed Forecast</b>												
<b>GL Account</b>		<b>2025</b>	<b>2026</b>	<b>2027</b>	<b>2028</b>	<b>2029</b>	<b>2030</b>	<b>2031</b>	<b>2032</b>	<b>2033</b>	<b>2034</b>	<b>Total</b>
<b>Expenses</b>												
2950	Other Prof Services- External	100,000	100,000	0	0	0	0	200,000	45,000	170,000	200,000	815,000
	Total	100,000	100,000	0	0	0	0	200,000	45,000	170,000	200,000	815,000
<b>Revenues</b>												
169	Pay As You Go - Capital Reserve	25,000	25,000	0	0	0	0	200,000	45,000	170,000	200,000	665,000
221	Service Sustainability Investm	75,000	75,000	0	0	0	0	0	0	0	0	150,000
	Total	100,000	100,000	0	0	0	0	200,000	45,000	170,000	200,000	815,000

Related Projects		Historical Approved Budget			Operating Budget Impact				
		Year	Total Expense	Revenue		Effective Date	Unknown	Exp/(Rev)	FTE Impact
				Net City Cost	Subsidies				
		2007	200,000	200,000	0				
		2008	200,000	200,000	0				
		2009	200,000	200,000	0				
		2011	250,000	250,000	0				
		2012	100,000	100,000	0				
		2014	100,000	100,000	0				
		2015	100,000	100,000	0				
		2016	100,000	100,000	0				
		2017	100,000	100,000	0				
		2018	100,000	100,000	0				
		2019	100,000	100,000	0				
		2020	100,000	100,000	0				
		2021	225,000	225,000	0				
		2022	100,000	100,000	0				
		2023	100,000	100,000	0				
		2024	100,000	100,000	0				
Year Identified	Start Date	Project Type for 2025	Project Lead	Est. Completion Date					
2007	January 2, 2015	Growth: 25.0 % Maintenance: 75.0 %	Ray Sayyadi	Ongoing`					



# Project Version Summary

<b>Project #</b>	OPS-014-07	<b>Service Area</b>	Infrastructure Services
<b>Budget Year</b>	2025	<b>Department</b>	Public Works
<b>Asset Type</b>	Unassigned	<b>Division</b>	Transportation Planning
<b>Title</b>	Citywide Bikeway Development Initiatives		
<b>Budget Status</b>	Mayor's Recommended Budget		
<b>Major Category</b>	Transportation		
<b>Wards</b>	City Wide		
<b>Version Name</b>	Main (Active)		

**Project Description**

This funding allocation supports the implementation of the City's Active Transportation Master Plan (ATMP), as approved by CR378/2019 and B16/2020, based on the plan's key principles which includes the development and improvement of the cycling network, Active Transportation (AT) promotion, awareness and education, AT transit links and mode share, and AT end-of-trip facilities.

Implementation of cycling facilities will depend on the schedule of road reconstruction and resurfacing projects.

**Version Description**

Design and installation of bikeways shall be prioritized based on the Active Transportation Master Plan and in conjunction with other departmental projects, and as funding is available.

Project Comments/Reference	Version Comments
7111031	

<b>Project Detailed Forecast</b>											
GL Account	2025	2026	2027	2028	2029	2030	2031	2032	2033	2034	Total
<b>Expenses</b>											
5410 Construction Contracts - TCA	400,000	400,000	100,000	100,000	100,000	100,000	600,000	281,000	670,000	952,500	3,703,500
Total	400,000	400,000	100,000	100,000	100,000	100,000	600,000	281,000	670,000	952,500	3,703,500
<b>Revenues</b>											
169 Pay As You Go - Capital Reserve	400,000	400,000	100,000	100,000	100,000	100,000	600,000	281,000	670,000	952,500	3,703,500
Total	400,000	400,000	100,000	100,000	100,000	100,000	600,000	281,000	670,000	952,500	3,703,500

Related Projects		Historical Approved Budget			Operating Budget Impact				
		Year	Total Expense	Revenue		Effective Date	Unknown	Exp/(Rev)	FTE Impact
				Net City Cost	Subsidies				
		2007	200,000	200,000	0				
		2008	200,000	200,000	0				
		2009	200,000	66,667	133,333				
		2010	200,000	66,667	133,333				
		2011	400,000	400,000	0				
		2012	400,000	400,000	0				
		2013	400,000	400,000	0				
		2015	400,000	400,000	0				
		2016	200,000	200,000	0				
		2017	400,000	400,000	0				
		2018	500,000	500,000	0				
		2019	600,000	600,000	0				
		2020	500,000	500,000	0				
		2021	400,000	400,000	0				
		2022	200,000	200,000	0				
		2023	200,000	200,000	0				
		2024	400,000	400,000	0				
<b>Year Identified</b>	<b>Start Date</b>	<b>Project Type for 2025</b>		<b>Project Lead</b>		<b>Est. Completion Date</b>			
2007	January 1, 2015	Growth: 100.0 % Maintenance: 0.0 %		Kathy Quenneville		Ongoing`			



# Project Version Summary

<b>Project #</b>	OPS-021-07	<b>Service Area</b>	Infrastructure Services
<b>Budget Year</b>	2025	<b>Department</b>	Public Works
<b>Asset Type</b>	Unassigned	<b>Division</b>	Transportation Planning
<b>Title</b>	Traffic Calming Initiatives		
<b>Budget Status</b>	Mayor's Recommended Budget		
<b>Major Category</b>	Transportation		
<b>Wards</b>	City Wide		
<b>Version Name</b>	Main (Active)		

<b>Project Description</b>	
<p>General ongoing allocation of funds for Traffic Calming initiatives per the Traffic Calming Policy (CR537/2005). On September 21, 2015, Council approved the revised Traffic Calming Policy (M394-2015). Ongoing Capital budget is required including processing requests through the policy process and implementation of prioritized traffic calming plans.</p>	
<b>Version Description</b>	
<p>The magnitude of the prioritized traffic calming plans and available funding will dictate the implementation schedule.</p> <p>Expedited Temporary Traffic Calming is also funded from this project. Expedited traffic calming offers flexibility to provide temporary traffic calming at the direction of the Ward Councillor for situations where permanent traffic calming may not be the desirable or applicable solution. The process is expedited by proceeding upon direction of the Councillor without the full warrant review and public consultation process.</p> <p>Expedited Temporary Traffic Calming Funding Plan: \$150,000 (\$15,000 per Ward) in each of the years 2025 to 2027</p> <p>Temporary measures are currently installed on 11 streets in the city, and include the following measures:</p> <ul style="list-style-type: none"> <li>- Radar speed feedback signs</li> <li>- On road sign pavement markings</li> <li>- Vehicle activated warning signs</li> <li>- Flexible posts and edge bollards</li> </ul>	
<b>Project Comments/Reference</b>	<b>Version Comments</b>
7069022	<p>COMMITMENTS:</p> <p>CR365/2024 S 95/2024: 2025 169 \$74,950</p> <p>CR362/2023 S 83/2023: 2026 F169 \$100,000</p> <p>CR408/2023 C 140/2023: 2026 F169 \$105,000</p> <p>CR467/2023 S 128/2023: 2026 F169 \$41,700</p>

<b>Project Detailed Forecast</b>		2025	2026	2027	2028	2029	2030	2031	2032	2033	2034	Total
<b>Expenses</b>												
2950	Other Prof Services- External	504,384	400,000	250,000	100,000	250,000	250,000	1,140,000	281,000	4,025,168	750,000	7,950,552
	Total	504,384	400,000	250,000	100,000	250,000	250,000	1,140,000	281,000	4,025,168	750,000	7,950,552
<b>Revenues</b>												
169	Pay As You Go - Capital Reserve	429,434	153,300	250,000	100,000	250,000	250,000	1,140,000	281,000	585,000	750,000	4,188,734
169CF	Committed Funding	74,950	246,700	0	0	0	0	0	0	0	0	321,650
176	Canada Community-Building Fund	0	0	0	0	0	0	0	0	3,440,168	0	3,440,168
	Total	504,384	400,000	250,000	100,000	250,000	250,000	1,140,000	281,000	4,025,168	750,000	7,950,552

<b>Related Projects</b>		<b>Historical Approved Budget</b>				<b>Operating Budget Impact</b>						
<b>Year Identified</b>	<b>Start Date</b>	<b>Project Type for 2025</b>	<b>Project Lead</b>	<b>Est. Completion Date</b>	<b>Revenue</b>		<b>Effective Date</b>	<b>Unknown</b>	<b>Exp/(Rev)</b>	<b>FTE</b>	<b>Impact</b>	
					<b>Year</b>	<b>Total Expense</b>						<b>Net City Cost</b>
					2011	50,000	50,000	0			0	0
					2014	75,000	75,000	0				
					2016	75,000	75,000	0				
					2019	169,000	169,000	0				
					2020	206,000	206,000	0				
					2021	200,000	200,000	0				

					Traffic calming features have associated on-going maintenance / operational costs including signage, markings, surface and winter maintenance.						
--	--	--	--	--	--	--	--	--	--	--	--

--	--	--	--	--	--	--	--	--	--	--	--	--