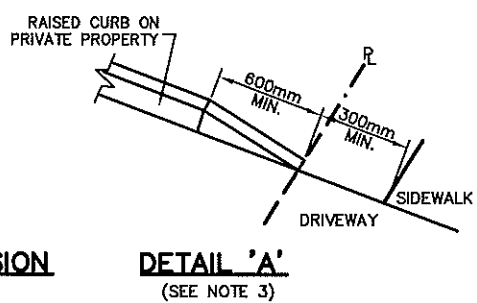
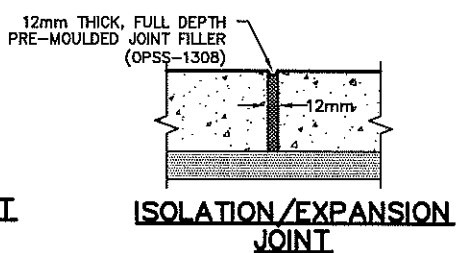
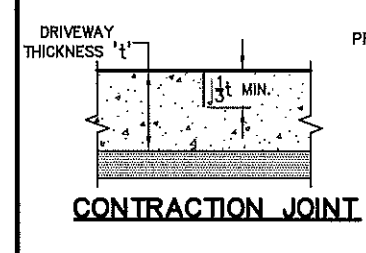


SECTION A-A



NOTES:

1. UNLESS OTHERWISE SPECIFICALLY APPROVED BY THE CITY ENGINEER, THE WIDTH OF RESIDENTIAL DRIVEWAYS SHALL BE A MINIMUM OF 2.5 METRES AND A MAXIMUM AS PER ENGINEERING BEST PRACTICE.
2. UNLESS OTHERWISE SPECIFICALLY APPROVED BY THE CITY ENGINEER CURB CUTS SHALL HAVE A MAXIMUM WIDTH AS PER ENGINEERING BEST PRACTICE AND SHALL BE COMPLETED IN A MANNER SATISFACTORY TO THE CITY ENGINEER AND IN ACCORDANCE WITH CITY OF WINDSOR STANDARD DRAWING AS-216.
3. UNLESS OTHERWISE SPECIFICALLY APPROVED BY THE CITY ENGINEER, RAISED CURBS BORDERING DRIVEWAY APPROACHES ON THE PUBLIC RIGHT-OF-WAY ARE PROHIBITED. ACCORDINGLY, ALL SUCH RAISED CURBS SHALL TERMINATE IN A MANNER SATISFACTORY TO THE CITY ENGINEER AS PER DETAIL A, BELOW, SO THAT THE RAISED PORTION OF THE CURB (OR THE ENTIRE CURB) SHALL TERMINATE AT THE PROPERTY LINE. IN ADDITION, THE MINIMUM CLEARANCE BETWEEN THE END OF THE RAISED PORTION OF THE CURB (OR THE ENTIRE CURB) AND THE NEAR EDGE OF THE SIDEWALK SHALL BE 300MM.
4. CONTRACTION JOINTS IN DRIVEWAYS SHALL BE EVENLY SPACED TO ENSURE THAT PANELS DO NOT EXCEED 12 SQUARE METRES IN SURFACE AREA. IN ADDITION, LONGITUDINAL CONTRACTION JOINTS WILL BE REQUIRED WHERE THE DRIVEWAY WIDTH EXCEEDS 2.5 METRES. ALL LONGITUDINAL AND TRANSVERSE CONTRACTION JOINTS LONGER THAN 1.8 METRES SHALL BE SAW CUT.

FULL DEPTH ISOLATION JOINTS ARE REQUIRED WHERE THE DRIVEWAY ABUTS A CURB, STRUCTURE OR HARD SURFACE AT OR NEAR THE PROPERTY LINE. DEEP TROWEL JOINTS MUST BE COMPLETED IN A WORKMAN LIKE MANNER, TO THE SATISFACTION OF THE CITY ENGINEER. CONCRETE WORK WILL BE REJECTED ON THE BASIS OF POOR WORKMANSHIP.
5. UNLESS OTHERWISE SPECIFICALLY APPROVED BY THE CITY ENGINEER, DRIVEWAY CROSSFALL SHALL BE 2% MINIMUM AND SHALL NOT EXCEED 10%.
6. GRANULAR 'A' BASE COURSE SHALL BE PLACED TO A MINIMUM THICKNESS OF 50mm ON AN APPROVED SUBGRADE, COMPACTED TO 100% MAX. STANDARD PROCTOR DENSITY. WHERE UNSUITABLE SUBGRADE MATERIALS ARE ENCOUNTERED, THEY SHALL BE REMOVED AND REPLACED WITH COMPACTED GRANULAR 'A' MATERIAL TO THE SATISFACTION OF THE CITY ENGINEER.
7. UNLESS OTHERWISE SPECIFICALLY APPROVED BY THE CITY ENGINEER, DRIVEWAYS SHALL HAVE A BROOMED FINISH. WHERE STAMPED OR PATTERNED CONCRETE IS APPROVED AS A FINISH, PONDING OF WATER DUE TO THE DEPTH OF THE PATTERN, IMPROPER APPLICATION OR FINISHING PROCEDURES WILL NOT BE ACCEPTABLE.
8. IN WARM WEATHER, WHITE PIGMENTED, MEMBRANE FORMING CURING COMPOUND SHALL BE APPLIED ACCORDING TO THE MANUFACTURER'S RECOMMENDATIONS TO EVENLY COVER THE SURFACE IMMEDIATELY FOLLOWING FINISHING OPERATIONS. A CLEAR CURING COMPOUND SHALL BE USED FOR COLOURED CONCRETE. IN COOLER WEATHER, THE SURFACE OF THE CONCRETE SHALL BE COVERED WITH POLYETHYLENE SHEETING (6MIL. THICKNESS MIN.) IMMEDIATELY FOLLOWING FINISHING OPERATIONS AND INSULATED TO ENSURE THE TEMPERATURE OF THE CONCRETE IS CONTINUOUSLY MAINTAINED ABOVE 10°C FOR A MINIMUM OF SEVEN DAYS.
9. DRIVEWAY MAY FLARE 1.0 METRE (MAX.) AT THE CURB TO ACCOMMODATE THE TURNING RADIUS OF VEHICLES, AS APPROVED BY THE CITY ENGINEER, PROVIDED THE MAXIMUM CURB CUT WIDTH OF 7.0 METRES AND AS PER ENGINEERING BEST PRACTICE IS NOT EXCEEDED. (SEE NOTE 2) FLARE NOT TO EXTEND BEYOND EXTENSION OF SIDE YARD LOT LINE.
10. WHERE THE DISTANCE BETWEEN THE BACK OF THE CURB AND THE NEAR EDGE OF THE SIDEWALK OR THE BACK OF THE SIDEWALK AND THE PROPERTY LINE IS 1.2 METRES OR LESS, THAT PORTION OF THE DRIVEWAY APPROACH MUST BE PLACED INTEGRAL WITH THE SIDEWALK. WHERE THE RESPECTIVE DISTANCE IS GREATER THAN 1.2 METRES, THAT PORTION OF THE DRIVEWAY APPROACH MAY BE PLACED SEPARATELY WITH AN ISOLATION JOINT SEPARATING THE TWO.
11. ALL WORK WITHIN THE PUBLIC RIGHT-OF-WAY TO BE COMPLETED TO CITY OF WINDSOR STANDARDS, TO THE SATISFACTION OF THE CITY ENGINEER.

<h1>CITY OF WINDSOR</h1> <h2>ENGINEERING DEPARTMENT</h2>			
<h3>RESIDENTIAL DRIVE - CONCRETE</h3>			
DRAWN BY: S.S., N.B.	DATE: APRIL 2005		
REVISION: DECEMBER 2019	CHECKED BY: W.B., P.U.		
CHECKED BY: P.W., M.C.	PASSED BY: T.M., M.W.		
CITY ENGINEER			AS-222