


NOTE:  
THE INFORMATION ON THIS PLAN IS COMPILED FROM VARIOUS SOURCES AND SHOULD BE VERIFIED PRIOR TO USE.  
LOCATIONS SHOWN ARE APPROXIMATE ONLY AND SHOULD BE VERIFIED IN THE FIELD PRIOR TO WORK COMMENCING.

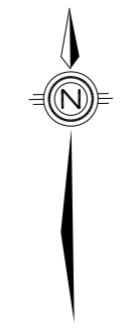
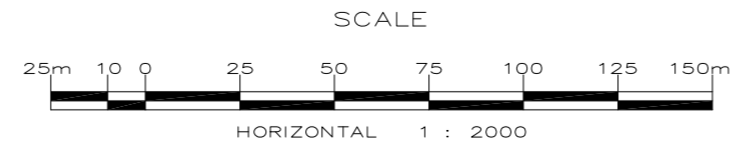
Table of Revisions			
K13			
Number	Revision	Date	By
0.	Revised	03-06-04	
	Revised	Oct. 2003	WR/JC
	Revised	June 2004	WR/JC
	Revised	June 2005	WR/JC
	Revised	June 2007	WR
	Added S-2031 Proposed	Sept 2017	NS
	Added S-2031 As Built	Feb 2019	NS
	Added P-1991 Proposed	Aug 2019	NS



The Corporation  
of the  
City of Windsor  
Engineering – Infrastructure & Geomatics



# SEWER ATLAS



<ul style="list-style-type: none"> <li><span style="color: red;">---</span> SANITARY SEWER</li> <li><span style="color: blue;">---</span> STORM SEWER</li> <li><span style="color: green;">---</span> COMBINED SEWER</li> <li><span style="color: purple;">---</span> PRIVATE SEWER</li> <li><span style="color: magenta;">---</span> SANITARY PROPOSED OR AS BUILT INFO N/A</li> <li><span style="color: cyan;">---</span> STORM CULVERTS, CATCH BASINS AND OUTLETS</li> <li><span style="color: orange;">---</span> GAS LINE</li> <li><span style="color: brown;">---</span> STEAM LINE</li> <li><span style="color: grey;">---</span> HYDRO ONE</li> <li><span style="color: black;">---</span> R.O.W</li> <li><span style="color: black;">---</span> ASSESSMENT LOT</li> </ul>	<p>Type</p> <ul style="list-style-type: none"> <li>S=Sanitary</li> <li>R=Storm</li> <li>C=Combined</li> </ul> <p>Manhole Location</p> <ul style="list-style-type: none"> <li>7R00000 - Manhole Number</li> <li>North Invert</li> <li>South Invert</li> <li>190.00 - East Invert</li> <li>190.00 - West Invert</li> <li>100.00 - Top Elevation</li> </ul> <p>Pipe Length - Pipe Size - Pipe Material</p>	<p>Type</p> <ul style="list-style-type: none"> <li>Typical Dual Manhole</li> </ul> <p>Manhole Location</p> <ul style="list-style-type: none"> <li>7R00000 - Manhole Number</li> <li>North Invert</li> <li>South Invert</li> <li>190.00 - East Invert</li> <li>190.00 - West Invert</li> <li>100.00 - Top Elevation</li> </ul> <p>Storm Sanitary</p>
--	---	---

J12	K12	L12
J13	<b>K13</b>	L13
J14	K14	L14