

COMMUNITY HOMELESSNESS REPORT SUMMARY

City of Windsor

2021-2022

Collaboration between Indigenous and Non-Indigenous Partners

Specific to the implementation of Coordinated Access and an HMIS, has there been collaboration between the Designated Community (DC) Community Entity (CE) and local Indigenous organizations?

Yes

Describe how this collaboration was done and how it affected the implementation of Coordinated Access and/or the HMIS. How will it be strengthened in the future?

The City of Windsor has participated in the Built for Zero - Canada initiative since its inception. This work included a number of organizations in Windsor Essex including Can Am Indian Friendship Centre (CAIFC) to ensure the needs of Indigenous Peoples are met. Additionally, the City of Windsor has met with CAIFC regarding data collection, ownership, use and storage of information collected and stored within HIFIS, CAIFC has a signed Data Sharing Agreement and began actively using HIFIS in early 2022. The City of Windsor remains committed to working with Indigenous partners to ensure policies and practices reflect the needs of Indigenous Peoples. The Executive Director of Can Am Indian Friendship Centre is a member of the Community Advisory Board (CAB) and provides feedback and recommendations to ensure the needs of Indigenous Peoples is reflected. CAIFC was one of the community agencies who participated in the creation of the By-Names Prioritized List (BNPL) through the Canadian Alliance to End Homelessness and continues to be consulted on the procedures governing its operation. The City of Windsor remains committed to continuing to consult and meet with CAIFC and other relevant Indigenous service providers to ensure the needs of Indigenous Peoples are met. CAB continues to be consulted monthly, regarding the implementation and ongoing progress of the BNPL and HIFIS implementation.

Specific to the implementation of Coordinated Access and an HMIS, has there been collaboration between the DC CE and the Indigenous Homelessness (IH) CE and/or Community Advisory Board (CAB), where applicable?

Not applicable



With respect to the completion of the Community Homelessness Report (CHR), was there collaboration between local Indigenous and non-Indigenous organizations and, where applicable, the IH CE and/or CAB?	Yes
Describe when this collaboration occurred and what parts of the CHR were informed by these efforts.	
<p>Community Advisory Board (CAB) membership includes Indigenous representation and feedback was received during discussions with the CAB on the review and development of the CHR. All questions on the CHR were discussed and reviewed with CAB membership. Data detailed in the CHR was obtained through the Windsor Essex By-Names Prioritized List (BNPL).</p>	

Does your community have a separate IH CAB?	No

Summary Comment

Are there particular efforts and/or issues that you would like to highlight for this reporting period related to your community's work to achieve the Reaching Home minimum requirements? In particular, please include an update about your community's efforts to set-up, sustain and/or improve the Coordinated Access system and use of an HMIS.

A community challenge in Windsor remains trying to increase agency participation on the By-Names Prioritized List (BNPL) to match housing and case management resources to increase housing move ins. With increased youth and adult supportive housing becoming available in 2022-2023, it is anticipated that youth and chronic homelessness housing move ins will increase and subsequently reductions in homelessness should be noticed. The City of Windsor strives to continue collaboration with health, addiction and justice funded partners as well as the provincial government sector organizations to improve outcomes for persons experiencing homelessness.

Outcomes-Based Approach Self-Assessment

Where does data for the List come from?

- Excel
- HIFIS
- Other HMIS
- Other data source(s)
- Not applicable – Do not have a List yet

In the future, will data from the community’s HMIS (either HIFIS or an existing, equivalent system) be used to get data for the List?

Yes

Optional question: How does data from the List compare to other community-level data sources that are considered reliable? This is an optional follow-up question for communities that have completed the “CHR Community-Level Data Comparisons”.

Windsor Essex has had Quality By-Names List (validated by Built for Zero - Canada) in place since 2018. Data improvements are continuously completed, where identified. With the introduction of HIFIS in 2021, staff have recently begun cross referencing the BNPL with HIFIS to ensure accurate community level data is reflected. It is anticipated that as additional agencies are onboarded onto HIFIS that the BNPL will 'sunset' and replaced by the Active Homelessness Report in HIFIS beginning in early 2024. The Active Homelessness Report will capture household and individual level data.

Summary Table

The table below provides a summary of the work your community has done so far to transition to an outcomes-based approach under Reaching Home.

Step 1: Has a List	Step 2: Has a real-time List	Step 3: Has a comprehensive List	Step 4:	
			Can report annual outcome data (mandatory)	Can report monthly outcome data (optional)
Yes	Yes	Yes	Yes	Yes

Summary Comment

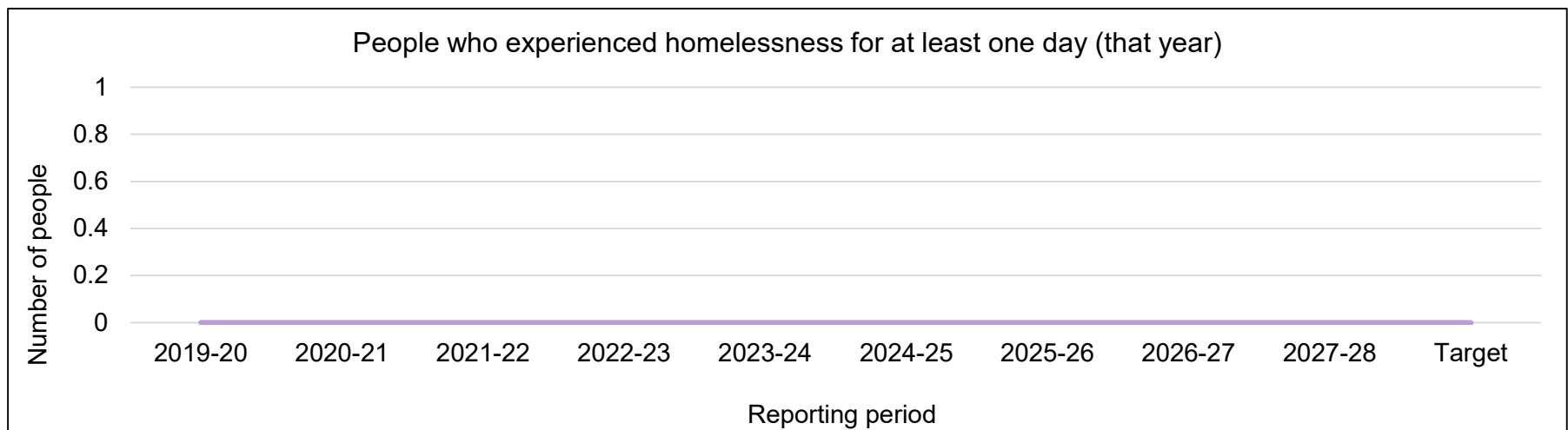
Are there particular efforts and/or issues that you would like to highlight for this reporting period related to your community's work to transition to an outcomes-based approach under Reaching Home?

Data improvements has included comparing information in HIFIS with By-Names Prioritized List (BNPL). Improvements to reporting housing move-ins are being completed to reduce inactivity. Improvements moving forward to understand homelessness throughout the City of Windsor and increase in participation by county specific agencies continue. BNPL data is leveraged to improve cross sectoral discussions on the intersectionality of homelessness with persons who interact with provincially funded institutions. This has also been reviewed to assess the ongoing casemanagement and housing needs of the population when investments are presented to the community. Additionally changes in the provision of service has been identified by people experiencing homelessness who have been on the list for the longest period to understand what they feel their barriers are to access housing. Increasing data dashboards for agencies, public officials and the public will be made throughout 2022-2023.

Community-Level Core Outcomes – Annual Data Reporting

Outcome #1: Fewer people experience homelessness (homelessness is reduced overall)

	2019-20	2020-21	2021-22	2022-23	2023-24	2024-25	2025-26	2026-27	2027-28	Target
People who experienced homelessness for at least one day (that year)	n/a	n/a	n/a	-	-	-	-	-	-	TBD

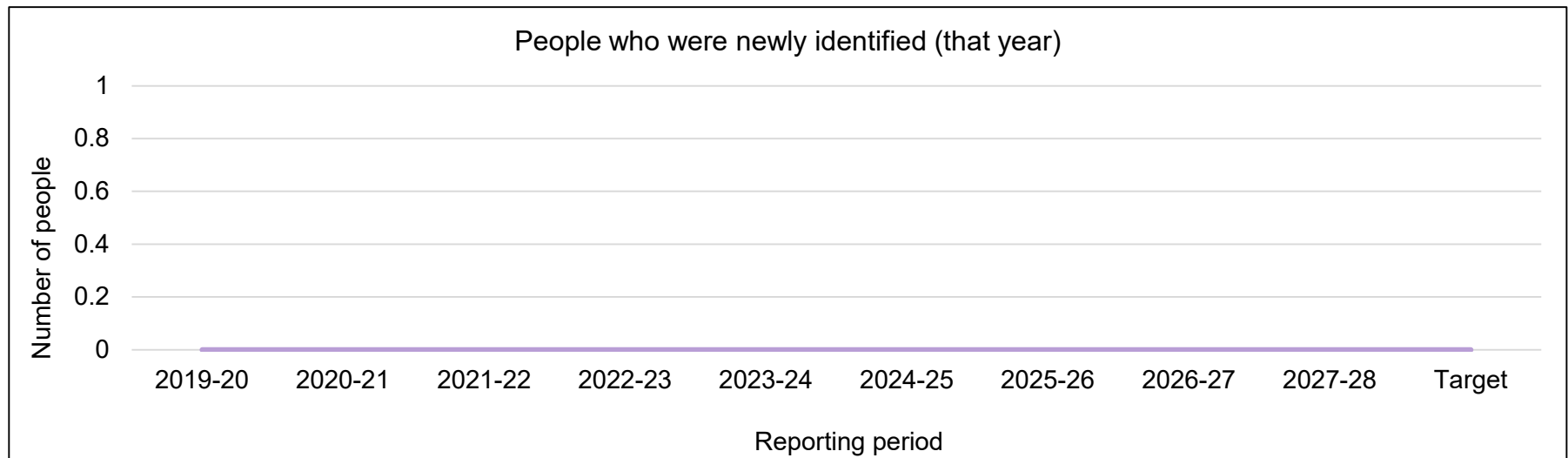


Have you changed any data as submitted in a previous CHR for Outcome #1? If yes, in the comment below please describe what was changed and why?

Transition to utilizing HIFIS data is expected in 2024. The City of Windsor is working to onboard in excess of 30 organizations to have a comprehensive data set to report annually.

Outcome #2: Fewer people were newly identified (new inflows to homelessness are reduced)

	2019-20	2020-21	2021-22	2022-23	2023-24	2024-25	2025-26	2026-27	2027-28	Target
People who were newly identified (that year)	n/a	n/a	n/a	-	-	-	-	-	-	TBD

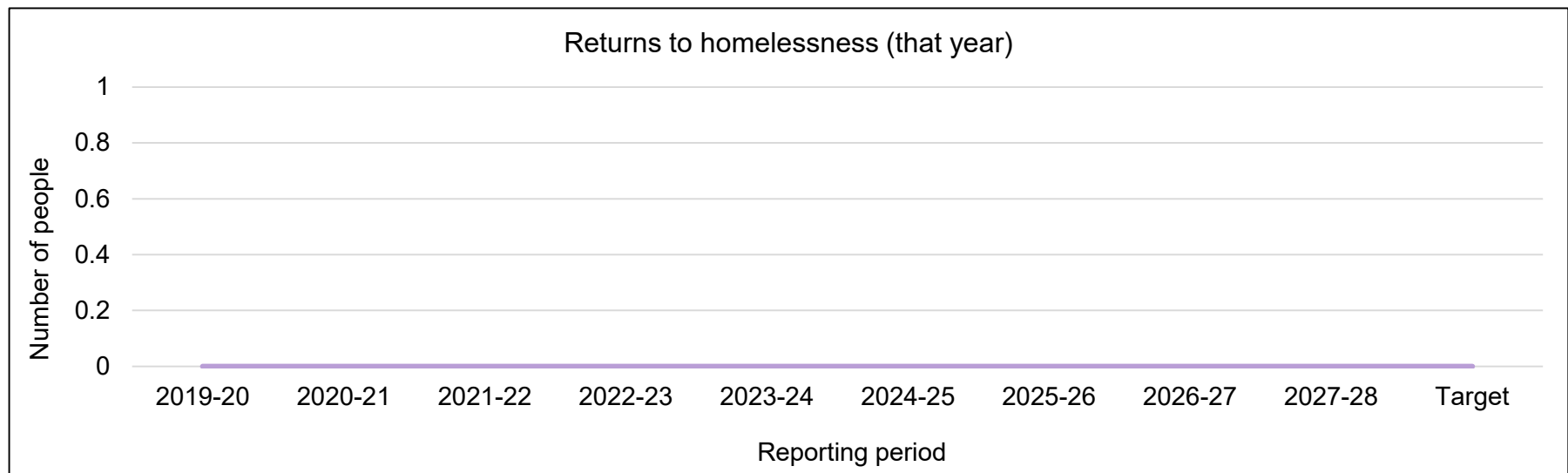


Have you changed any data as submitted in a previous CHR for Outcome #1? If yes, in the comment below please describe what was changed and why?

Transition to utilizing HIFIS data is expected in 2024. The City of Windsor is working to onboard in excess of 30 organizations to have a comprehensive data set to report annually.

Outcome #3: Fewer people return to homelessness (returns to homelessness are reduced)

	2019-20	2020-21	2021-22	2022-23	2023-24	2024-25	2025-26	2026-27	2027-28	Target
Returns to homelessness (that year)	n/a	n/a	n/a	-	-	-	-	-	-	TBD

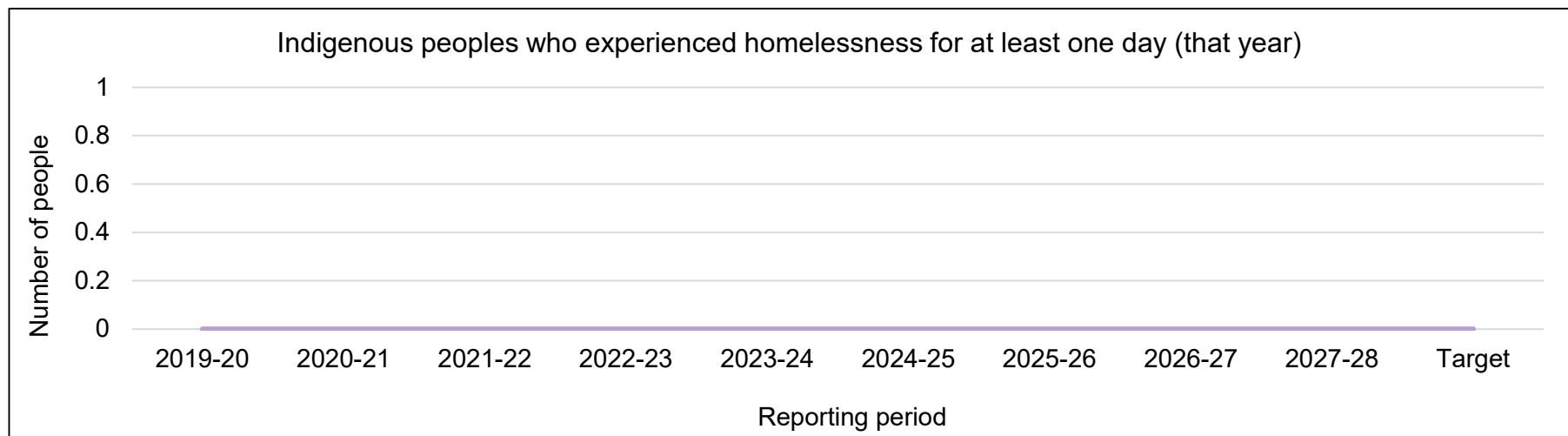


Have you changed any data as submitted in a previous CHR for Outcome #3? If yes, in the comment below please describe what was changed and why?

Transition to utilizing HIFIS data is expected in 2024. The City of Windsor is working to onboard in excess of 30 organizations to have a comprehensive data set to report annually.

Outcome #4: Fewer Indigenous peoples experience homelessness (Indigenous homelessness is reduced)

	2019-20	2020-21	2021-22	2022-23	2023-24	2024-25	2025-26	2026-27	2027-28	Target
Indigenous peoples who experienced homelessness for at least one day (that year)	n/a	n/a	n/a	-	-	-	-	-	-	TBD

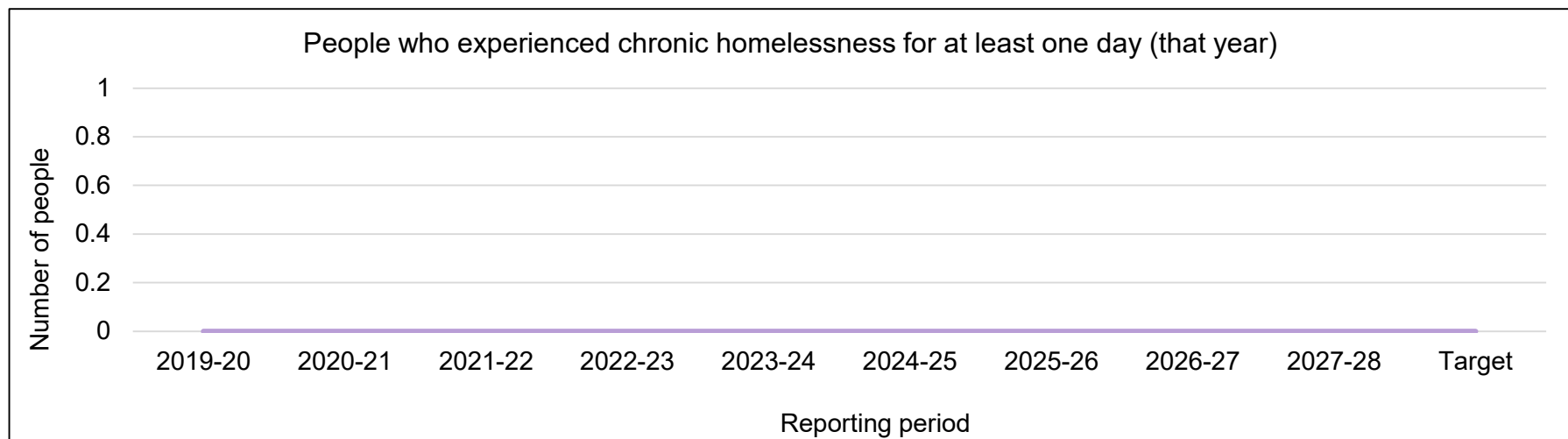


Have you changed any data as submitted in a previous CHR for Outcome #4? If yes, in the comment below please describe what was changed and why?

Transition to utilizing HIFIS data is expected in 2024. The City of Windsor is working to onboard in excess of 30 organizations to have a comprehensive data set to report annually.

Outcome #5: Fewer people experience chronic homelessness (chronic homelessness is reduced)

	2019-20	2020-21	2021-22	2022-23	2023-24	2024-25	2025-26	2026-27	2027-28	Target
People who experienced chronic homelessness for at least one day (that year)	n/a	n/a	n/a	-	-	-	-	-	-	TBD



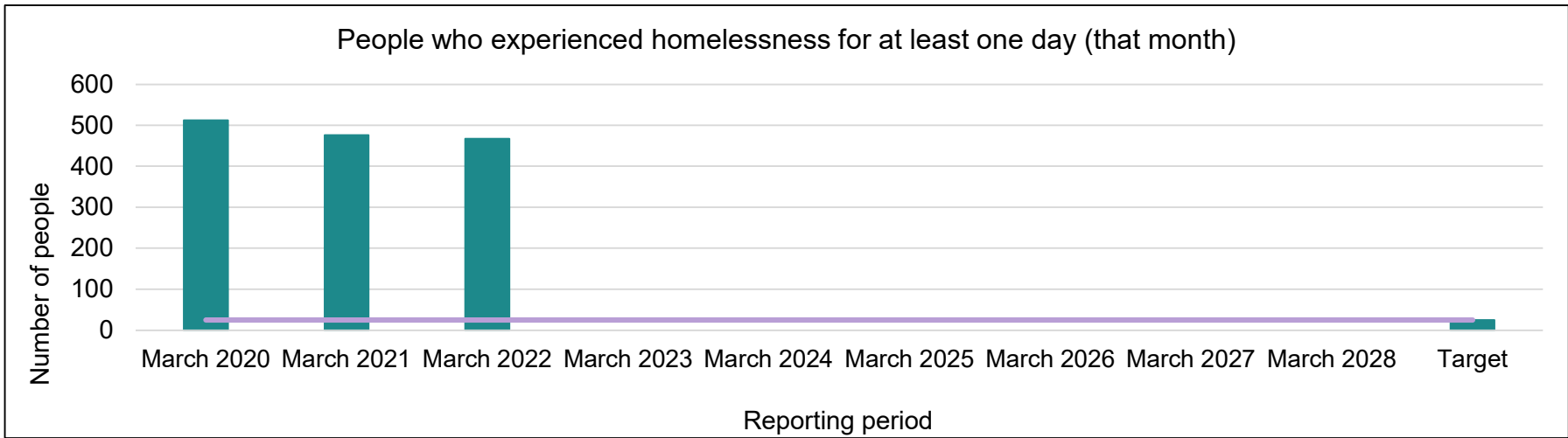
Have you changed any data as submitted in a previous CHR for Outcome #5? If yes, in the comment below please describe what was changed and why?

*Transition to utilizing HIFIS data is expected in 2024. The City of Windsor is working to onboard in excess of 30 organizations to have a comprehensive data set to report annually.

Community-Level Core Outcomes – Monthly Data Reporting

Outcome #1: Fewer people experience homelessness (homelessness is reduced overall)

	March 2020	March 2021	March 2022	March 2023	March 2024	March 2025	March 2026	March 2027	March 2028	Target
People who experienced homelessness for at least one day (that month)	512	476	467	-	-	-	-	-	-	25

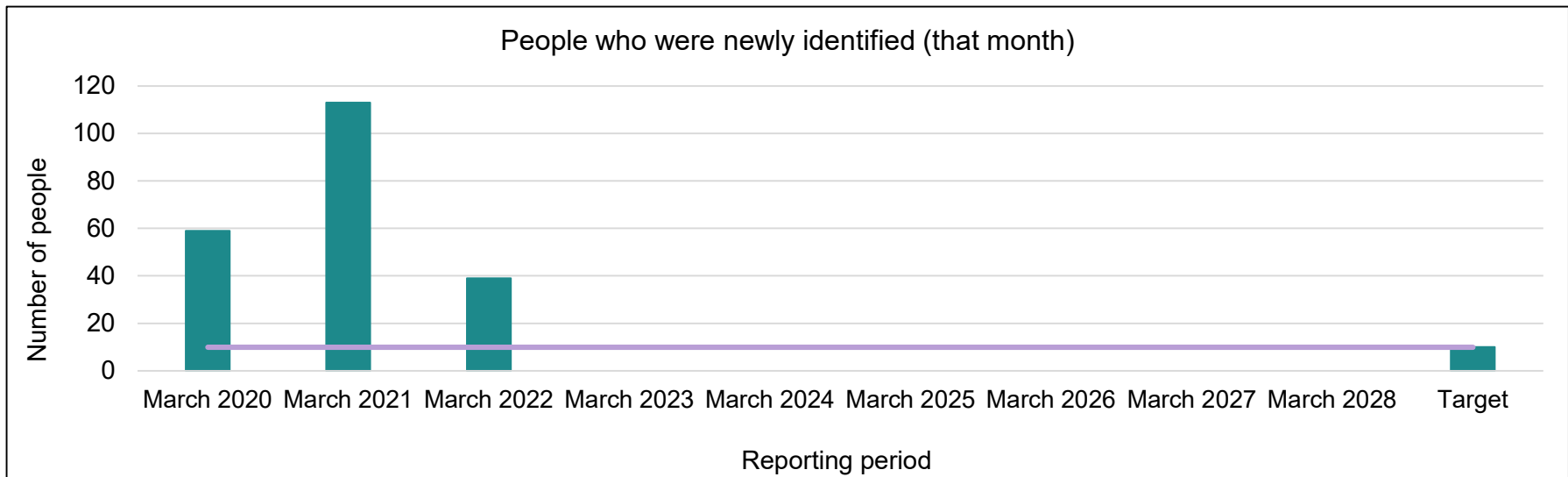


Have you changed any data as submitted in a previous CHR for Outcome #1? If yes, in the comment below please describe what was changed and why?

n/a

Outcome #2: Fewer people were newly identified (new inflows to homelessness are reduced)

	March 2020	March 2021	March 2022	March 2023	March 2024	March 2025	March 2026	March 2027	March 2028	Target
People who were newly identified (that month)	59	113	39	-	-	-	-	-	-	10

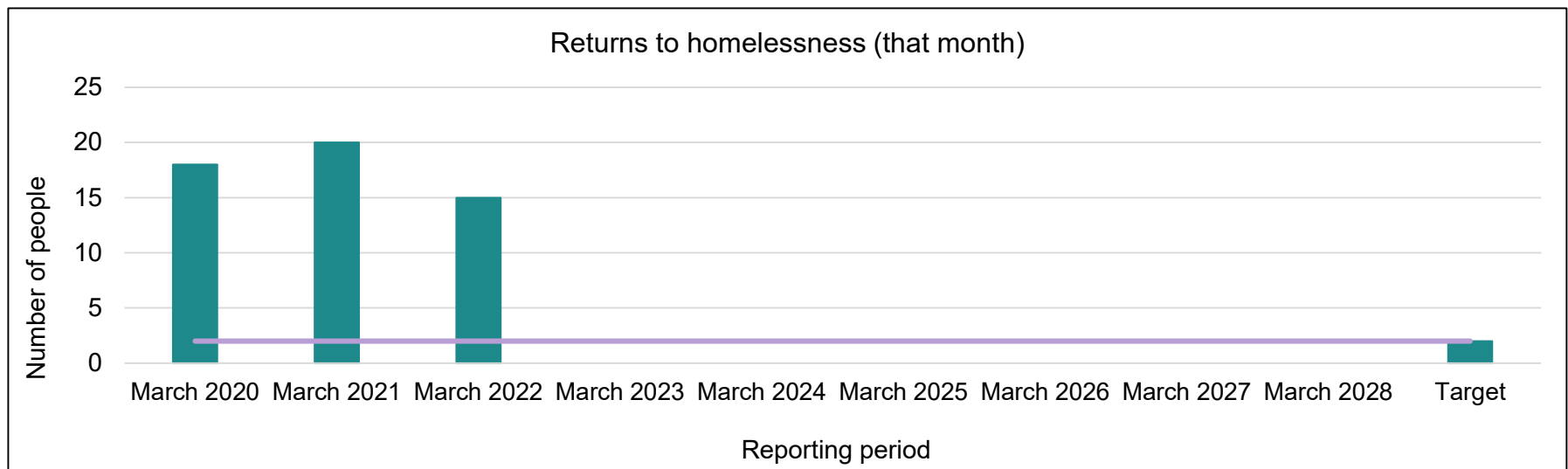


Have you changed any data as submitted in a previous CHR for Outcome #2? If yes, in the comment below please describe what was changed and why?

In March 2021, newly identified was significantly higher due to the Point in Time Count that was completed.

Outcome #3: Fewer people return to homelessness (returns to homelessness are reduced)

	March 2020	March 2021	March 2022	March 2023	March 2024	March 2025	March 2026	March 2027	March 2028	Target
Returns to homelessness (that month)	18	20	15	-	-	-	-	-	-	2

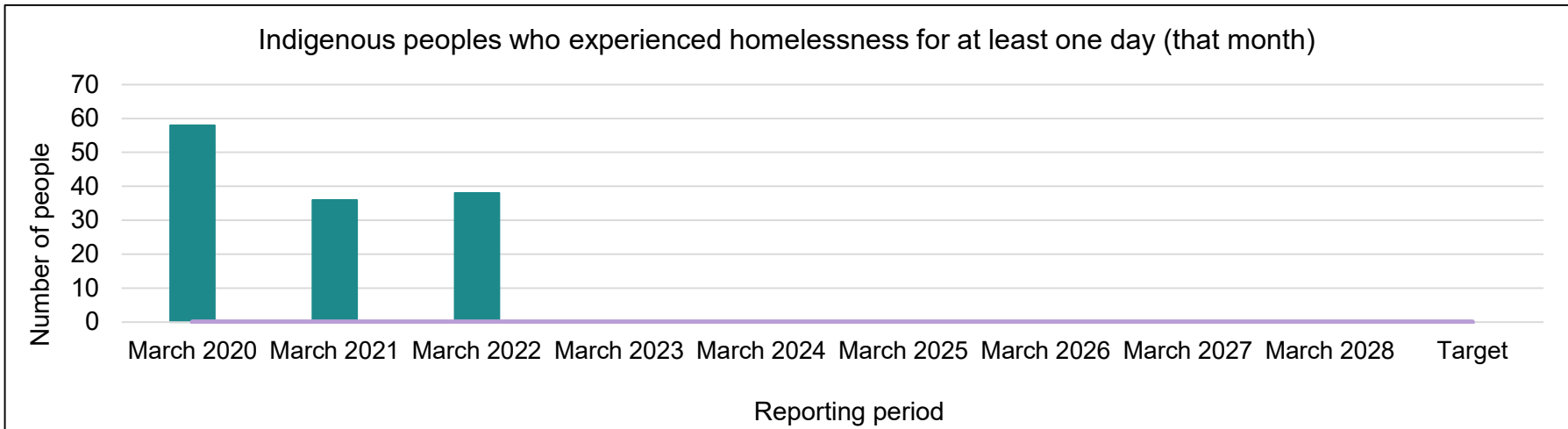


Have you changed any data as submitted in a previous CHR for Outcome #3? If yes, in the comment below please describe what was changed and why?

n/a

Outcome #4: Fewer Indigenous peoples experience homelessness (Indigenous homelessness is reduced)

	March 2020	March 2021	March 2022	March 2023	March 2024	March 2025	March 2026	March 2027	March 2028	Target
Indigenous peoples who experienced homelessness for at least one day (that month)	58	36	38	-	-	-	-	-	-	0

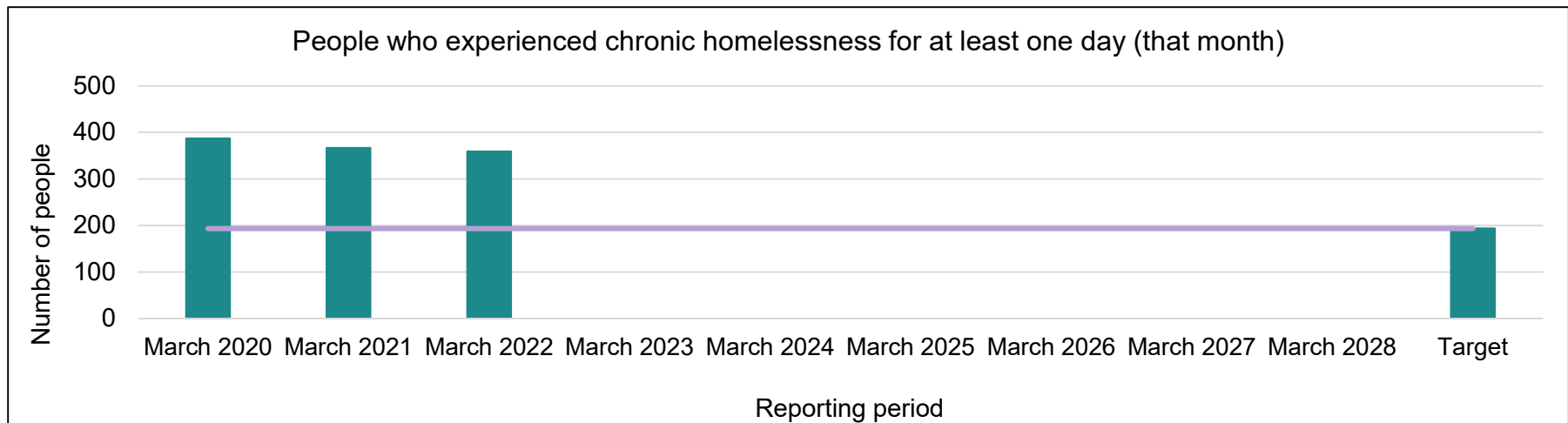


Have you changed any data as submitted in a previous CHR for Outcome #4? If yes, in the comment below please describe what was changed and why?

n/a

Outcome #5: Fewer people experience chronic homelessness (chronic homelessness is reduced)

	March 2020	March 2021	March 2022	March 2023	March 2024	March 2025	March 2026	March 2027	March 2028	Target
People who experienced chronic homelessness for at least one day (that month)	387	367	359	-	-	-	-	-	-	193.5



Have you changed any data as submitted in a previous CHR for Outcome #5? If yes, in the comment below please describe what was changed and why?

Please insert comment here